

SPARK PLUG WIRE SET PRODUCTS AND ACCESORIES CATALOG



***"The Wire
and Cable People"***



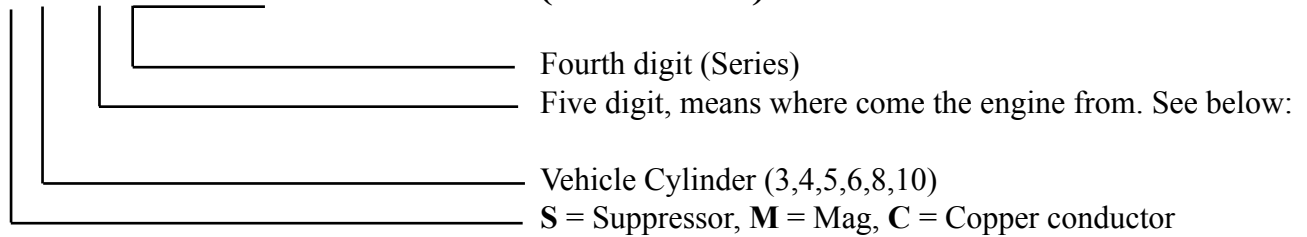
2015

LEADERS IN THE NEW TECHNOLOGY

SERIES CODE

S 4 - 2 8 1 0 1

(SAMPLE)



Our 8000/9000 series apply to all 8MM silicone electronic cable with suppressor conductor, prefix (S) or magnetic conductor with (M).

9000 Serie

8000 Serie

Our 7000 serie applies to all 7MM silicone electronic cable with suppressor conducto, prefix (S) or magnetic conductor with (M).

7000 Serie

Our 6000 serie applies to all 7MM with jacket to resist high temperature with suppressor conductor, prefix (S) or magnetic conductor with (M).

6000 Serie

Our 5000 serie applies to all 7MM with jacket to resist high temperature with copper wire conductor, prefix (C).

5000 Serie

Our 3000 serie applies to all 5MM silicone electronic cable with suppressor conductor, prefix (S) or magnetic conductor with (M).

3000 Serie

IMPORTANT NOTES

New wire set are marked with an asterisk (*).

Part No. ending with a (C) include two coil cables.

Part No. ending with "TC" include a Distributor Cap (only in Toyota applications).

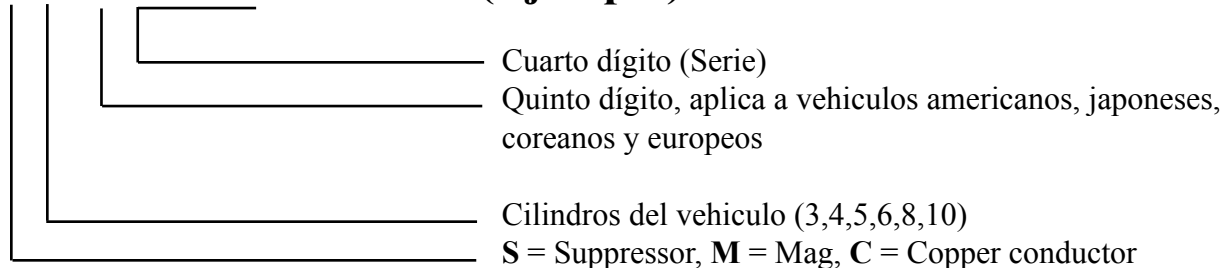
Part No. marked with the symbol "◆" are for engines that use a combination of Direct Ignition and wire set (only wire set provided).

Part No. marked with the symbol "⊗" use Connector for Coil on Plug.

CODIGO DE SERIE

S 4 - 2 8 1 0 1

(Ejemplo)



Cuarto dígito, aplica a la serie del cable:

Nuestras series 8000/9000 aplican a todo cable de encendido electrónico de 8MM, cubierta de silicon con conductor en supresor prefijo (S) o mag con (M).

Serie 9000
Serie 8000

Nuestra serie 7000 aplica a todo cable de encendido electrónico de 7MM cubierta de silicon con conductor en supresor, prefijo (S) o mag (M).

Serie 7000

Nuestra serie 6000 aplica a todo cable de 7MM con cubierta para resistir altas temperaturas con conductor en supresor, prefijo (S) o mag (M).

Serie 6000

Nuestra serie 5000 aplica a todo cable 7MM con cubierta para resistir altas temperaturas y conductor en alambre de cobre, prefijo (C).

Serie 5000

Nuestra serie 3000 aplica a todo cable de 5MM cubierta de silicon con conductor en supresor, prefijo (S) o mag (M).

Serie 3000

NOTAS IMPORTANTES

Cables nuevos estarán marcados con asterisco (*).

Los cables que terminen con "C" incluyen dos cables de bobina.

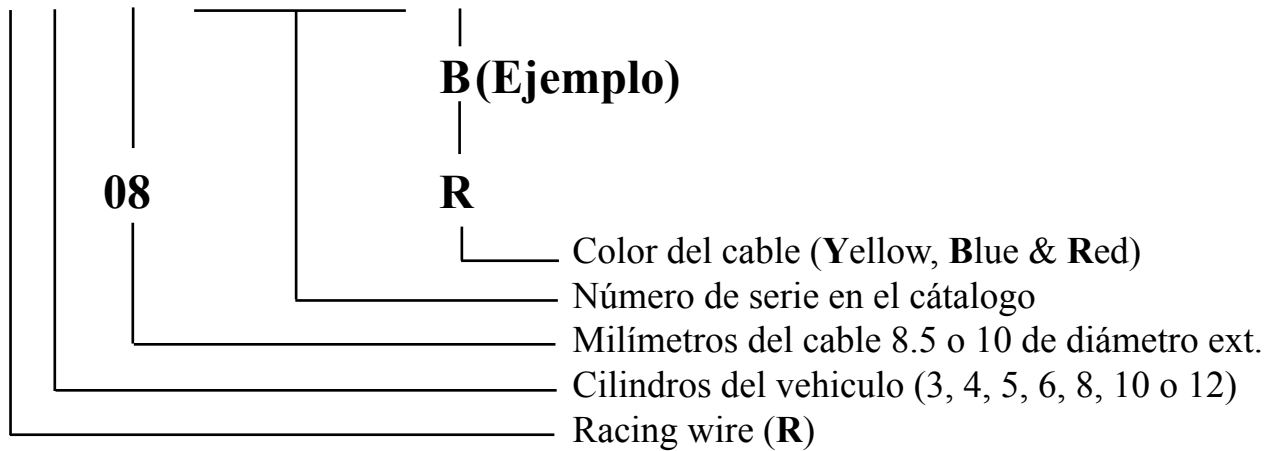
Los cables que terminen con "TC" incluyen casco de distribuidor (solo en aplicaciones Toyota).

Los números de serie marcados con "♦" son cables de bujías para motores que combinan las bobinas directas con el set de cables (solo se provee el set de cables).

Los números de serie marcados con "⊗" son conectores que llevan las bobinas directas.

CODIGO DE SERIE OML

R 4 - 10 - 2 8 1 0 1 - Y




Disponible en 500, 300, 40 y 25 Ohmios por pie (30cm.).

Si su motor es idéntico en el largo de los cables en original, usted debe buscar su aplicación de número de serie en el catálogo.

Si ha recibido alguna modificación que alteren las medidas del cable, comunicarse vía email a oml@bbmanufacturing.com o a través de nuestra pagina www.omlracing.com

OML SERIE CODE

R 4 - 10 - 2 8 1 0 1 - Y



Available in 500, 300, & 25 Ohms per Foot (30cm.)

If your engine's wire set is the similar in length to O.E.M. you may order by the application of series number on this catalog.

If there is any modification of your engine's wire set that could change the length or boots, please contact us by email oml@bbmanufacturing.com or through our Web site www.omlracing.com

INDEX

AMERICAN CARS

| | |
|---------------------|-------|
| AMERICAN MOTOR..... | 1 |
| BUICK..... | 1-5 |
| CADILLAC..... | 5-7 |
| CHECKER..... | 7-8 |
| CHEVROLET..... | 8-13 |
| CHRYSLER..... | 13-17 |
| DODGE..... | 17-22 |
| EAGLE..... | 22-23 |
| EDSEL..... | 23 |
| FORD..... | 23-30 |
| LINCOLN..... | 30-31 |
| MERCURY..... | 31-35 |
| OLDSMOBILE..... | 35-39 |
| PLYMOUTH..... | 39-42 |
| PONTIAC..... | 43-47 |
| QVALE..... | 47 |
| SATURN..... | 48 |
| STUDEBAKER..... | 48 |

AMERICAN TRUCKS

| |
|----------------------------|
| AM TRUCKS - HUMMER... 49 |
| BUICK TRUCKS..... 49 |
| CADILLAC TRUCKS..... 49 |
| CHEV. TRUCKS..... 50-55 |
| CHRYSLER TRUCKS..... 55-56 |
| DODGE TRUCKS..... 56-58 |
| FORD TRUCKS..... 59-64 |
| GMC TRUCKS..... 65-70 |
| INTERNATIONAL |
| HARVEST TRUCKS..... 70-71 |
| JEEP..... 71-72 |
| LINCOLN TRUCKS..... 72-73 |
| MERCURY TRUCKS..... 73 |
| OLDSMOBILE TRUCKS..... 74 |
| PLYMOUTH TRUCKS..... 74 |
| PONTIAC TRUCKS..... 74 |
| SATURN TRUCKS..... 74 |

JAPANESE & KOREAN CARS & TRUCKS

| | |
|-----------------|-------|
| ACURA..... | 75 |
| DAEWOO..... | 75 |
| DAIHATZU..... | 75 |
| GEO..... | 76 |
| HONDA..... | 76-77 |
| HYUNDAI..... | 78 |
| INFINITY..... | 79 |
| ISUZU..... | 79-81 |
| KIA..... | 81-82 |
| LEXUS..... | 82 |
| MAZDA..... | 83-85 |
| MITSUBISHI..... | 86-87 |
| NISSAN..... | 88-90 |
| SUBARU..... | 91 |
| SUZUKI..... | 92-93 |
| TOYOTA..... | 93-96 |

EUROPEAN CARS & TRUCKS

| | |
|--------------------|---------|
| ALFA ROMEO..... | 97 |
| AUDI..... | 97 |
| AUSTIN..... | 98 |
| BMW..... | 98-99 |
| FIAT..... | 99 |
| FORD ENGLAND..... | 100 |
| JAGUAR..... | 100 |
| LAND ROVER..... | 100 |
| MERCEDES BENZ..... | 101-103 |
| MG..... | 103 |
| MINI..... | 103 |
| OPEL..... | 103 |
| PANTERA..... | 103 |
| PEUGEOT..... | 104 |
| PININFARINA..... | 104 |
| PORSCHE..... | 104 |
| RENAULT..... | 105 |

EUROPEAN CARS & TRUCKS

| | |
|------------------------|---------|
| SAAB..... | 105 |
| STERLING..... | 105 |
| VOLKSWAGEN..... | 106-107 |
| VOLVO..... | 107-108 |
| YUGO..... | 108 |
| SPECIAL EXPORT CAR | 109-148 |
| UNIVERSAL WIRE SET.... | 149 |

AUTOMOTIVE ACCESSORIES

| | |
|-------------------------|---------|
| BULK SPARK PLUG | |
| CABLE..... | 150 |
| RADIO NOISE | |
| ELIMINATOR..... | 151 |
| COIL CONNECTORS..... | 152-155 |
| TERMINALS, BOOTS | |
| & NIPPLES..... | 156 |
| OML UNIVERSAL RACING | |
| WIRE SET..... | 157 |
| OML BULK RACINGWIRE .. | 158 |
| OML ACCESSORIES..... | 159-160 |
| OML MOTORCYCLE..... | 161 |
| BATTERY TERMINAL ... | 162-163 |
| BATTERY CABLE..... | 164 |
| JUMPER CABLE..... | 165 |
| BULK STARTER CABLE..... | 166 |
| PRIMARY WIRE, SPEAKER | |
| WIRE..... | 167 |
| SOLDERLESS | |
| TERMINALS..... | 168-170 |
| COPPER LUGS & BUTT | |
| CONNECTORS..... | 171 |
| BATTERY ACCESORIES | |
| & TESTING CLIPS..... | 172 |
| OTHER ACCESSORIES..... | 173 |

ABBREVIATIONS

AT = Automatic Transmition
DOHC = Dual Overhead Cam
EEC = Electronic Engine Control
EFI = Electronic Fuel Injection
Eng = Engine
Exc = Except
FI = Fuel Injection
FWD = Front Wheel Drive

GM = General Motor
HEI = High Energy Ignition
LSC = Low Swirl Combustion
MFI = Multiport Fuel Injection
MT = Manual Transmission
N/A = Not Available
OHV = Overhead Valve
RWD = Rear Wheel Drive
SC = Supercharged

SL = Short Line (For Puerto Rico)
SHO = Super High-output
SOHC = Single Overhead Cam
TC =With Cap wire Assembly
wo/ HEI = without High Energy
***** = New Number
◆ = Engine Combine Direct Ign. with Wire Set.
⊙ = Connectors for Coil on Plug

ENGINE CONVERSION CHART

CUBIC INCH DISPLACEMENT TO LITRES

LITER CU. IN. LITER CU. IN. LITER CU. IN.

AMERICAN MOTOR

1.4..... 85
 1.8..... 105
 2.0..... 121
 2.5..... 151
 3.2..... 195, 196, 199
 3.8..... 232
 4.1..... 250
 4.2..... 258
 4.7..... 287
 4.8..... 290
 5.0..... 304
 5.4..... 327
 5.6..... 343
 5.7..... 350
 5.9..... 360
 6.4..... 390
 6.6..... 401

CHRYSLER

1.4..... 85
 1.5..... 92
 1.6..... 98
 1.7..... 104, 105
 2.0..... 122
 2.2..... 135
 2.5..... 153
 2.6..... 156
 2.8..... 170
 3.0..... 181
 3.2..... 198
 3.3..... 200
 3.7..... 225
 3.8..... 230
 3.9..... 338
 4.0..... 243
 4.5..... 273
 5.1..... 313
 5.2..... 318
 5.6..... 340
 5.7..... 350
 5.8..... 354

9.0..... 552
 14.0..... 855
 14.6..... 893
 15.1..... 927
 18.8..... 1,150

GM

1.4..... 85
 1.5..... 92
 1.6..... 98
 1.9..... 116
 2.0..... 121,122
 2.2..... 134,135
 2.3..... 140
 2.5..... 151, 153
 2.8..... 171, 173
 3.0..... 184
 3.1..... 189,190
 3.2..... 196
 3.3..... 200
 3.4..... 207
 3.5..... 216
 3.7..... 225
 3.8..... 229, 230, 231
 3.9..... 235
 4.1..... 250, 252
 4.3..... 260, 261, 265
 4.4..... 267
 4.6..... 283
 4.8..... 292
 4.9..... 301
 5.0..... 302, 305, 307
 5.7..... 348, 350
 6.0..... 366, 368
 6.5..... 396
 6.6..... 400, 402, 403
 6.7..... 409
 7.0..... 425, 427
 7.4..... 454
 7.5..... 455
 7.7..... 472
 8.2..... 500

5.9..... 360, 361
 6.3..... 383
 6.6..... 400
 6.4..... 392
 6.7..... 413
 7.0..... 426
 7.2..... 440
 7.3..... 446
 7.8..... 478

FORD

1.3..... 79
 1.6..... 98
 1.8..... 110
 1.9..... 116
 2.0..... 121, 122
 2.2..... 134
 2.3..... 140
 2.4..... 144
 2.5..... 153
 2.6..... 159
 2.8..... 170,171
 2.9..... 177,779
 3.3..... 200
 3.7..... 223
 3.8..... 232
 3.9..... 240
 4.0..... 245
 4.1..... 250
 4.2..... 255
 4.9..... 300
 5.0..... 302
 5.8..... 351
 6.1..... 370
 6.4..... 390
 6.6..... 400
 6.9..... 420
 7.0..... 429
 7.5..... 460
 7.8..... 477

AMERICAN MOTOR

Ambassador, AMX, Classic Concord, Eagle, Gremlin, Hornet, Javelin, Matador, Pacer, Rambler, Rebel, Rogue, Spirit

| YEAR | ENGINE & MODEL | FIT OEM | |
|-------|---|------------------------|-----------------------------|
| | | SUPPRESSOR B&B WIRE | PLATINUM CLASS LASER MAG |
| 85-84 | 150 2.5L Eagle | S4 28435 | M4 28435 |
| 83-80 | 151 2.5L (B) Concord, Eagle & Spirit | S4 48467 | M4 48467 |
| 79-77 | 121 2.0L Concord, Gremlin & Spirit | S4 28222 | M4 28222 |
| 88-78 | 258 4.2L AMX, Concord, Eagle, Spirit | S6 57303 | M6 57303 |
| 77-55 | 199 3.3L, 232 3.8L & 258 4.2L Ambassador, American, Classic, Custom, Delux, Gremlin, Hornet, Javelin, Matador, Pacer, Rambler, Rebel & Super Six | S6 57304 | M6 57304 |
| 79-58 | All | S8 46237 | M8 46237 |

BUICK 4 CYLINDER

| | | | |
|-------|--|----------|----------|
| 14-12 | 2.0L & 2.4L Verano (Conn. for Coil on Plug, 4 Req.) | | CC-562 ☉ |
| 98-96 | 146 2.4L (T) Skylark Exc. Heavy Duty (Conn. for Coil on Plug, 4 Req.) | | CC-509 ☉ |
| 96-93 | 134 2.2L (4) Century | S4 29189 | M4 29189 |
| 95-88 | 138 2.3L (D, 3) Skylark Exc. Heavy Duty (Conn. for Coil on Plug, 4 Req.) | | CC-509 ☉ |
| 92 | 151 2.5L (R) Century | S4 48491 | M4 48491 |
| 91-90 | 151 2.5L (R,U) Century, Skylark | S4 48491 | M4 48491 |
| 89-88 | 151 2.5L (R,U) Century, Somerset, Skylark | S4 48491 | M4 48491 |
| 89-87 | 121 2.0L (1) Skyhawk | S4 48494 | M4 48494 |
| 88 | 121 2.0L (K) Skyhawk | S4 48480 | M4 48480 |
| 87 | 121 2.0L (K,M) Skyhawk | S4 48480 | M4 48480 |
| 87 | 151 2.5L (R,U) Century Custom, Somerset Regal, Skylark | S4 48491 | M4 48491 |
| 86 | 112 1.8L Skyhawk Turbo | S4 48480 | M4 48480 |
| 86 | 121 2.0L Skyhawk | S4 48480 | M4 48480 |
| 86-85 | 151 2.5L Century, Somerset Regal, Skylark | S4 48495 | M4 48495 |
| 85 | 112 1.8L Skyhawk | S4 48480 | M4 48480 |
| 85 | 121 2.0L Skyhawk | S4 48480 | M4 48480 |
| 84 | 112 1.8L ALL | S4 48480 | M4 48480 |
| 84 | 121 2.0L ALL | S4 48480 | M4 48480 |
| 84 | 151 2.5L Century, Skylark | S4 48467 | M4 48467 |
| 83 | 112 1.8L, 121 2.0L Skyhawk | S4 48480 | M4 48480 |
| 83 | 151 2.5L Century, Skylark | S4 48467 | M4 48467 |
| 82 | 112 1.8L ALL | S4 48480 | M4 48480 |
| 82 | 151 2.5L Century, Skylark | S4 48467 | M4 48467 |
| 81-80 | 151 2.5L Skylark | S4 48467 | M4 48467 |

☉ Connector for Coil on Plug (CC)

BUICK 6 CYLINDER

| YEAR | ENGINE & MODEL | FIT OEM | |
|-------|--|------------------------|-----------------------------|
| | | SUPPRESSOR B&B WIRE | PLATINUM CLASS LASER MAG |
| 09-05 | 231 3.8L (2) Lacrosse | S6 48307 | M6 48307 |
| 11-09 | 237 3.9L (M) Lucerne | S6 48321 | M6 48321 |
| 08-07 | 231 3.8L (2) Lucerne | S6 48307 | M6 48307 |
| 08-05 | 231 3.8L (2) Allure | S6 48307 | M6 48307 |
| 06 | 231 3.8L (2) Lucerne | S6 48301 | M6 48301 |
| 05-00 | 189 3.1L (J) Century | S6 48302 | M6 48302 |
| 05-99 | 231 3.8L (K) LeSabre, Park Avenue | S6 48301 | M6 48301 |
| 05-01 | 231 3.8L (1) S/C Park Avenue Ultra | S6 48307 | M6 48307 |
| 04-99 | 231 3.8L (1) (K) S/C Regal | S6 48307 | M6 48307 |
| 98-96 | 231 3.8L (K) LeSabre, Park Avenue, Park Avenue Ultra, Riviera | S6 48336 | M6 48336 |
| 00 | 231 3.8L (1) S/C Park Avenue | S6 48303 | M6 48303 |
| 99-97 | 189 3.1L (M) Skylark, Regal Century | S6 48337 | M6 48337 |
| 99-97 | 231 3.8L (1) S/C Riviera, Park Avenue, Park Avenue Ultra | S6 48361 | M6 48361 |
| 98-96 | 231 3.8L (K) Century, Regal | S6 48308 | M6 48308 |
| 98-96 | 231 3.8L (1) S/C Century, Regal | S6 48309 | M6 48309 |
| 97-96 | 231 3.8L (K) Park Avenue, Riviera | S6 48404 | M6 48404 |
| 96 | 231 3.8L (1) (S/C) Riviera, Park Avenue, Electra | S6 48361 | M6 48361 |
| 96 | 189 3.1L (M) Regal, Skylark | S6 48337 | M6 48337 |
| 96-94 | 189 3.1L (M) Regal, Skylark, Century | S6 48404 | M6 48404 |
| 95-93 | 231 3.8L (L,1) LeSabre, Park Avenue, Regal, Riviera | S6 48404 | M6 48404 |
| 93-92 | 189 3.1L (T) Regal | S6 48339 | M6 48339 |
| 93-90 | 204 3.3L (N) Century, Skylark | S6 48404 | M6 48404 |
| 93-91 | 231 3.8L (L) Reatta, Regal, Park Avenue w/Delco System | S6 48404 | M6 48404 |
| 92-91 | 231 3.8L (L,1) LeSabre, Park Avenue, Regal, Riviera (w/Magnavox System) | S6 48403 | M6 48403 |
| 91 | 189 3.1L (T) Regal Type 1, Type 2 | S6 48339 | M6 48339 |
| 91-90 | 231 3.8L (L,C) Electra, Regal, Riviera, LeSabre | S6 48403 | M6 48403 |
| 90 | 189 3.1L (T) Regal, Century | S6 48339 | M6 48339 |
| 89 | 189 3.1L (T) Regal | S6 48339 | M6 48339 |
| 89 | 204 3.3L (N) Century, Somerset, Skylark | S6 48404 | M6 48404 |
| 89 | 231 3.8L (C) Electra, Riviera, LeSabre | S6 48403 | M6 48403 |
| 89-88 | 173 2.8L (W) Century, Regal | S6 48339 | M6 48339 |
| 88-87 | 184 3.0L (L) Somerset, Skylark | S6 48401 | M6 48401 |
| 88 | 231 3.8L (3) Century, Electra, Park Avenue | S6 48404 | M6 48404 |
| 88 | 231 3.8L (3) LeSabre | S6 48404 | M6 48404 |
| 88 | 231 3.8L (C) Electra, Reatta, Riviera, LeSabre, Park Avenue | S6 48403 | M6 48403 |
| 87 | 173 2.8L (W) Century | S6 48339 | M6 48339 |
| 87 | 231 3.8L (3) Century Custom, Electra, LeSabre, Park Avenue, Riviera | S6 48401 | M6 48401 |

BUICK 6 CYLINDER

| YEAR | ENGINE & MODEL | FIT OEM | |
|-------------|--|------------------------|-----------------------------|
| | | SUPPRESSOR B&B WIRE | PLATINUM CLASS LASER MAG |
| 87..... | 231 3.8L (7,A) Regal..... | S6 48402 | M6 48402 |
| 87-86 | 231 3.8L (7) Regal Grand National with Turbo | S6 48402 | M6 48402 |
| 86-85 | 173 2.8L Century | S6 29163 | M6 29163 |
| 86..... | 184 3.0L Century | S6 48402 | M6 48402 |
| 86..... | 184 3.0L Skylark, LeSabre, Somerset | S6 48401 | M6 48401 |
| 86..... | 231 3.8L Century, Park Avenue, Rivera, Park Avenue | S6 48401 | M6 48401 |
| 86..... | 231 3.8L, 181 3.0L Electra, LeSabre | S6 48401 | M6 48401 |
| 86..... | 231 3.8L Regal..... | S6 48343 | M6 48343 |
| 85..... | 173 2.8L Skylark | S6 29163 | M6 29163 |
| 85..... | 184 3.0L Century, Electra, Park Avenue | S6 48343 | M6 48343 |
| 85..... | 184 3.0L Somerset, Regal | S6 48401 | M6 48401 |
| 85..... | 231 3.8L Century, Electra, Park Avenue | S6 48343 | M6 48343 |
| 85..... | 231 3.8L LeSabre, Regal, Riviera | S6 48343 | M6 48343 |
| 85-84 | 231 3.8L Riviera, Regal with Turbo..... | S6 48302 | M6 48302 |
| 84..... | 173 2.8L Century, Skylark..... | S6 48484 | M6 48484 |
| 84..... | 184 3.0L, 231 3.8L Century, Electra | S6 48343 | M6 48343 |
| 84..... | 231 3.8L LeSabre, Regal, Park Avenue..... | S6 48343 | M6 48343 |
| 84..... | 252 4.1L LeSabre, Riviera | S6 48343 | M6 48343 |
| 83..... | 173 2.8L (X, Z) Century, Skylark..... | S6 48483 | M6 48483 |
| 83..... | 184 3.0L Century | S6 48343 | M6 48343 |
| 83..... | 231 3.8L, 252 4.1L Electra, LeSabre, Regal, Riviera..... | S6 48343 | M6 48343 |
| 82..... | 184 3.0L, 173 2.8L Century | S6 48484 | M6 48484 |
| 82..... | 231 3.8L Electra, LeSabre, Regal, Riviera..... | S6 48343 | M6 48343 |
| 82..... | 252 4.1L Electra, LeSabre, Riviera | S6 48343 | M6 48343 |
| 81-80 | 173 2.8L Skylark | S6 48343 | M6 48343 |
| 81..... | 231 3.8L Century, Regal | S6 48343 | M6 48343 |
| 81..... | 231 3.8L, 252 4.1L Electra, LeSabre, Riviera | S6 48343 | M6 48343 |
| 80..... | 231 3.8L Riviera, Skyhawk | S6 48343 | M6 48343 |
| 80..... | 231 3.8L, 252 4.1L Century, Electra, LeSabre, Regal | S6 48343 | M6 48343 |
| 79..... | 231 3.8L Century, Regal, Electra, LeSabre, Skyhawk, Skylark | S6 48343 | M6 48343 |
| 79-78 | 231 3.8L LeSabre, Skyhawk, Skylark | S6 48343 | M6 48343 |
| 77..... | 231 3.8L Century, LeSabre, Regal, Skyhawk, Skylark..... | S6 48343 | M6 48343 |
| 76..... | 231 3.8L Apollo, Century, Regal, LeSabre, Skyhawk | S6 48343 | M6 48343 |
| 76-75 | 250 4.1L | S6 48461 | M6 48461 |
| 75..... | 231 3.8L Apollo, Century, Regal, Skyhawk | S6 48343 | M6 48343 |
| 74-60 | All..... | S6 46202 | M6 46202 |

BUICK 8 CYLINDER

| YEAR | ENGINE & MODEL | FIT OEM | |
|-------------|---|------------------------|-----------------------------|
| | | SUPPRESSOR B&B WIRE | PLATINUM CLASS LASER MAG |
| 09..... | 325 5.7L (C) Allure & Lacross | S8 48314 | M8 48314 |
| 08..... | 325 5.7L (C) Allure Super & Lacross Super | S8 48322 | M8 48322 |
| 96-94 | 350 5.7L (P) Roadmaster..... | S8 48356 | M8 48356 |
| 93-91 | 350 5.7L (7) Roadmaster | S8 48426 | M8 48426 |
| 91..... | 307 5.0L (E) LeSabre..... | S8 48426 | M8 48426 |
| 90-88 | 307 5.0L (Y) Estate Wagon, LeSabre | S8 48459 | M8 48459 |
| 87..... | 307 5.0L (Y) Electra, LeSabre, Regal | S8 48459 | M8 48459 |
| 87-86 | 305 5.0L (H) Regal..... | S8 48472 | M8 48472 |
| 86..... | 307 5.0L (Y) Electra, Estate Wagon, Regal, LeSabre, | S8 48459 | M8 48459 |
| 85..... | 305 5.0L Regal Export | S8 48472 | M8 48472 |
| 84..... | 305 5.0L (G), (H) Regal | S8 48472 | M8 48472 |
| 85-82 | 307 5.0L Electra, LeSabre, Riviera | S8 48459 | M8 48459 |
| 83..... | 305 5.0L Regal..... | S8 48472 | M8 48472 |
| 82..... | 267 4.4L Electra, LeSabre, Regal..... | S8 48472 | M8 48472 |
| 81..... | 265 4.3L..... | S8 48464 | M8 48464 |
| 81..... | 267 4.4L Electra, LeSabre | S8 48472 | M8 48472 |
| 81..... | 267 4.4L, 305 5.0L Century, Regal | S8 48472 | M8 48472 |
| 81-80 | 301 4.9L Century, Regal, Electra, LeSabre | S8 48464 | M8 48464 |
| 81..... | 307 5.0L Electra, LeSabre, Riviera | S8 48459 | M8 48459 |
| 80..... | 305 5.0L Century, Regal, | S8 48471 | M8 48471 |
| 80..... | 350 (R) 5.7L Electra, LeSabre, Riviera | S8 48459 | M8 48459 |
| 80..... | 350 (X) 5.7L Electra, LeSabre | S8 48457 | M8 48457 |
| 80..... | 350 (N) 5.7L (U) Somerset, Skylark, Electra, LeSabre | S8 48453 | M8 48453 |
| 79..... | 301 4.9L Century, Regal, Electra, LeSabre | S8 48464 | M8 48464 |
| 79-78 | 305 5.0L, 350 5.7L (L) Century, Regal..... | S8 48471 | M8 48471 |
| 79..... | 305 5.0L, 350 5.7L (L) Skylark..... | S8 48453 | M8 48453 |
| 79..... | 350 5.7L (R) Electra, LeSabre, Riviera | S8 48459 | M8 48459 |
| 79-78 | 350 5.7L (X) Electra, LeSabre, Riviera | S8 48457 | M8 48457 |
| 79..... | 403 6.6L Electra..... | S8 48459 | M8 48459 |
| 78..... | 301 4.9L..... | S8 48464 | M8 48464 |
| 78..... | 305 5.0L LeSabre, Skylark..... | S8 48453 | M8 48453 |
| 78..... | 350 5.7L (L) Electra, LeSabre, Riviera, Skylark..... | S8 48453 | M8 48453 |
| 78..... | 350 5.7L (R), 403 6.6L Electra, Estate Wagon, Lesabre, Riviera | S8 48459 | M8 48459 |
| 77..... | 301 4.9L Century, Regal, Special, LeSabre, Skylark | S8 48464 | M8 48464 |
| 77..... | 305 5.0L Century, Regal, Skylark | S8 48453 | M8 48453 |
| 77..... | 350 5.7L (H-J) Century, Electra, LeSabre, Regal | S8 48457 | M8 48457 |
| 77..... | 350 5.7L (L) Century, Regal, Skylark | S8 48453 | M8 48453 |

BUICK 8 CYLINDER

| YEAR | ENGINE & MODEL | FIT OEM | |
|-------------|--|------------------------|-----------------------------|
| | | SUPPRESSOR B&B WIRE | PLATINUM CLASS LASER MAG |
| 77..... | 350 5.7L (R) Century, Regal, Special, Electra, LeSabre, Riviera, Skylark..... | S8 48459 | M8 48459 |
| 77..... | 403 6.6L Century, Regal, Skylark, Special, Electra LeSabre, Riviera..... | S8 48459 | M8 48459 |
| 76..... | 260 4.3L Skylark..... | S8 48459 | M8 48459 |
| 76..... | 350 5.7L Apollo, Century, Regal, Special, Skylark, Electra, LeSabre..... | S8 48457 | M8 48457 |
| 76..... | 400 | S8 48457 | M8 48457 |
| 76-75 | 455 7.5L Electra, State Wagon, Le Sabre, Riviera ... | S8 48458 | M8 48458 |
| 75..... | 260 4.3L Apollo, Skylark | S8 48459 | M8 48459 |
| 75..... | 350 5.7L Apollo, Centrury, Regal, Skylark, Special, Electra, Estate Wagon, LeSabre | S8 48457 | M8 48457 |
| 74..... | 350 5.7L Apollo, Century, Regal, Skylark, Special w/o HEI | S8 46212 | M8 46212 |
| 74..... | Centurion, Electra, Estate Wagon, LeSabre with HEI..... | S8 46212 | M8 46212 |
| 74..... | 350 5.7L Apollo, Special, LeSabre with HEI | S8 48457 | M8 48457 |
| 74-73 | 455 7.5L w/o HEI | S8 46212 | M8 46212 |
| 74-73 | 455 7.5L w/HEI | S8 48458 | M8 48458 |
| 73..... | 350 5.7L Century, Regal, Skylark, Special, Centurian, Electra, Estate Wagon, LeSabre w/o HEI | S8 46212 | M8 46212 |
| 73..... | 350 5.7L Special, LeSabre with HEI | S8 48457 | M8 48457 |
| 72-67 | All..... | S8 46212 | M8 46212 |
| 66-65 | 401 6.6L, 425 7.0L..... | S8 46212 | M8 46212 |
| 66-65 | 300 4.9L, 340 Skylark..... | S8 46207 | M8 46207 |
| 64-60 | All..... | S8 46207 | M8 46207 |
| 56-53 | All..... | S8 46237 | M8 46237 |

CADILLAC 4 CYLINDER

| | | | |
|-------------|-------------------------|----------|----------|
| 86-83 | 121 2.0L Cimarron | S4 48480 | M4 48480 |
| 82..... | 112 1.8L Cimarron | S4 48480 | M4 48480 |

CADILLAC 6 CYLINDER

| YEAR | ENGINE & MODEL | FIT OEM SUPPRESSOR B&B WIRE | FIT OEM PLATINUM CLASS LASER MAG |
|-------|---|-----------------------------------|--|
| 98-97 | 184 3.0L Catera DOHC | S6 48350 | M6 48350 |
| 88-87 | 173 2.8L (W) Cimarron | S6 48410 | M6 48410 |
| 86-85 | 173 2.8L Cimarron | S6 29163 | M6 29163 |
| 83-82 | 252 4.1L Deville, El Dorado, Seville | S6 48343 | M6 48343 |
| 81-80 | 252 4.1L Deville, Fleetwood, El Dorado, Seville | S6 48343 | M6 48343 |

CADILLAC 8 CYLINDER

| | | | |
|-------|---|----------|----------|
| 14-09 | 376 6.2L (P) CTS (S/C) | S8 48314 | M8 48314 |
| 07-06 | 364 6.0L CTS | S8 48322 | M8 48322 |
| 05-04 | 350 5.7L (S) CTS | S8 48314 | M8 48314 |
| 03-00 | 281 4.6L (Y, 9) Deville, El Dorado, Seville (Connector for Coil on Plug, 8 Req.) | | CC-511 ☉ |
| 99-98 | 281 4.6L (9) (Y) Seville SLS, STS | S8 48310 | M8 48310 |
| 99-98 | 281 4.6L (9) (Y) Deville, El Dorado | S8 48357 | M8 48357 |
| 97-95 | 281 4.6L (9) (Y) Concours, El Dorado, Seville, Deville DOHC | S8 48357 | M8 48357 |
| 95-94 | 350 5.7L (P) Fleetwood | S8 48356 | M8 48356 |
| 95-94 | 300 4.9L (B) Deville | S8 48420 | M8 48420 |
| 94 | 281 4.6L (Y) (9) Concours, El Dorado, Seville, Deville | S8 48351 | M8 48351 |
| 93 | 281 4.6L (Y) (9) Allante | S8 48351 | M8 48351 |
| 93 | 281 4.6L (Y) (9) El Dorado, Seville | S8 48351 | M8 48351 |
| 93-91 | 300 4.9L (B) Deville, El Dorado, Seville | S8 48420 | M8 48420 |
| 92-89 | 273 4.5L (8) Allante | S8 48420 | M8 48420 |
| 92-91 | 305 5.0L (E) Brougham | S8 48426 | M8 48426 |
| 90 | 350 5.7L (7) Brougham | S8 48426 | M8 48426 |
| 90 | 273 4.5L (3) Deville, El Dorado, Seville | S8 48420 | M8 48420 |
| 90-87 | 307 5.0L (Y,9) Brougham | S8 48459 | M8 48459 |
| 89 | 273 4.5L (5) Deville, El Dorado, Fleetwood, Seville | S8 48420 | M8 48420 |
| 89-88 | 307 5.0L (9, Y) Fleetwood (RWD) | S8 48459 | M8 48459 |
| 89-88 | 273 4.5L (5) Comm Chassis | S8 48420 | M8 48420 |
| 88-87 | 252 4.1L (7) Allante | S8 48485 | M8 48485 |
| 88 | 273 4.5L (5) Fleetwood, (FWD) Deville, El Dorado Seville | S8 48485 | M8 48485 |
| 87 | 252 4.1L (8) Deville, El Dorado, Seville | S8 48485 | M8 48485 |
| 87 | 252 4.1L Fleetwood, Brougham, Fleetwood Limousine | S8 48485 | M8 48485 |
| 87 | 307 5.0L (Y) (9) Fleetwood, Brougham | S8 48485 | M8 48485 |

☉ Connector for Coil on Plug (CC)

CADILLAC 8 CYLINDER

| YEAR | ENGINE & MODEL | FIT OEM | |
|-------------|---|------------------------|-----------------------------|
| | | SUPPRESSOR B&B WIRE | PLATINUM CLASS LASER MAG |
| 86..... | 252 4.1L Deville, El Dorado, Seville, Fleetwood, Brougham (FWD) | S8 48485 | M8 48485 |
| 86..... | 252 4.1L Brougham (RWD) | S8 48422 | M8 48422 |
| 86..... | 307 5.0L Fleetwood, Brougham (RWD)..... | S8 48459 | M8 48459 |
| 85..... | 252 4.1L Deville, Fleetwood Limousine | S8 48485 | M8 48485 |
| 85..... | 252 4.1L El Dorado, Seville, Brougham..... | S8 48422 | M8 48422 |
| 84..... | 252 4.1L Deville (FWD) | S8 48485 | M8 48485 |
| 84..... | 252 4.1L All with RWD | S8 48422 | M8 48422 |
| 84-77 | 368 6.0L Comercial Chasis..... | S8 48450 | M8 48450 |
| 83-82 | 252 4.1L Deville, El Dorado, Seville, Fleetwood..... | S8 48422 | M8 48422 |
| 84-80 | 368 6.0L Fleetwood | S8 48450 | M8 48450 |
| 81-80 | 368 6.0L Deville, El Dorado, Seville | S8 48450 | M8 48450 |
| 80-79 | 350 5.7L Seville, El Dorado | S8 48459 | M8 48459 |
| 79..... | 425 7.0L Calais, Deville, Fleetwood (Exc. Comm. Chassis), El Dorado..... | S8 48450 | M8 48450 |
| 78-76 | 350 5.7L Seville | S8 48459 | M8 48459 |
| 78-77 | 425 7.5L El Dorado..... | S8 48450 | M8 48450 |
| 76..... | 500 8.2L Calais, Commercial Chasis, Deville, El Dorado, Fleetwood..... | S8 48450 | M8 48450 |
| 75..... | 350 5.7L..... | S8 48459 | M8 48459 |
| 75..... | 472 7.7L, 500 8.2L El Dorado..... | S8 48450 | M8 48450 |
| 74..... | 472 7.7L, 500 8.2L Calais, Deville, El Dorado, Fleetwood with HEI..... | S8 48450 | M8 48450 |
| 74-63 | 472 7.7L, 500 8.2L w/o HEI | S8 46212 | M8 46212 |
| 62-56 | All..... | S8 46207 | M8 46207 |

CHECKER 6 CYLINDER

| | | | |
|-------------|---|----------------|----------|
| 82-80 | 229 3.8L Marathon..... | S6 48468 | M6 48468 |
| 79-78 | 250 4.1L Aerobus, Marathon | S6 48474 | M6 48474 |
| 77-75 | 250 4.1L Aerobus, Marathon | S6 48461 | M6 48461 |
| 74-71 | 250 4.1L A-11, A-11E, A-12 Marathon, A-12E Marathon, A-12W Marathon..... | S6 46202 | M6 46202 |
| 70..... | 250 4.1L B-11, B-11E, B-12 Marathon, B-12W Marathon | S6 46202 | M6 46202 |
| 69..... | 250 4.1L B-11, B-11E..... | S6 46202 | M6 46202 |
| 68-66 | 230 3.8L B-11, B-11E..... | S6 46202 | M6 46202 |
| 65-64 | 230 3.8L B-11 Marathon, B-12 Marathon | S6 46202 | M6 46202 |

CHECKER 8 CYLINDER

| YEAR | ENGINE & MODEL | <u>FIT OEM</u> SUPPRESSOR B&B WIRE | <u>FIT OEM</u> PLATINUM CLASS LASER MAG |
|-------------|---|--|---|
| 80..... | 267 4.4L Aerobus, Marathon..... | S8 48472 | M8 48472 |
| 80..... | 350 5.7L Checker..... | S8 48472 | M8 48472 |
| 79-75 | 350 5.7L Aerobus, Marathon..... | S8 48453 | M8 48453 |
| 74..... | 350 5.7L A-11, A-11E, A-12 Marathon, A-12E Marathon, A-12W Marathon, A-12W8 Aerobus all w/HEI | S8 48453 | M8 48453 |
| 74-73 | 350 5.7L A-11, A-11E, A-12 Marathon, A-12E Marathon, A-12W Marathon, A-12W8 Aerobus Exc. HEI..... | S8 46211 | M8 46211 |
| 72-71 | 350 5.7L A-11, A-11E, Marathon, A-12 Marathon, A-12E Marathon, A-12W Marathon, A-12W8 Aerobus..... | S8 46210 | M8 46210 |
| 70-69 | 350 5.7L B-11, B-11E, Marathon, B-12 Marathon, B-12E Marathon, B-12W Marathon, B-12W6 Aerobus, B-12W8 Aerobus | S8 46210 | M8 46210 |
| 68..... | 307 5.0L, 327 5.4L Marathon, B-12 Marathon, B-12E Marathon, B-12W Marathon, B-12W6M Aerobus, B-12W8M Aerobus | S8 46210 | M8 46210 |
| 67-66 | 283 4.6L, 327 5.4L B-12 Marathon, B-12E Marathon, B-12W Marathon, B-12W6M Aerobus, B-12W8M Aerobus | S8 46210 | M8 46210 |

CHEVROLET 3 CYLINDER

| | | | |
|-------------|----------------------------------|----------------|----------|
| 00-98 | 61 1.0L (6) Metro | S3 29275 | M3 29275 |
| 91-89 | 61 1.0L (2,6) Sprint, Metro..... | S3 29275 | M3 29275 |
| 88-85 | 61 1.0L (2,5,M) Sprint..... | S3 29273 | M3 29273 |

CHEVROLET 4 CYLINDER

| YEAR | ENGINE & MODEL | FIT OEM | |
|-------|---|------------------------|-----------------------------|
| | | SUPPRESSOR B&B WIRE | PLATINUM CLASS LASER MAG |
| 14-04 | 98 1.6L Aveo DOHC (Engine w/Wire Set) | S4 39319 | M4 39319 |
| 08-06 | 98 1.6L (6) Aveo 5 | S4 39319 | M4 39319 |
| 06-04 | 134 2.2L (F) Malibu LS, LT & Maxx (Conn. for Coil on Plug, 4 Req.) | | CC-505 ⊙ |
| 06-05 | 134 2.2L (F) Cobalt LS, LT & LTZ DOHC (Conn. for Coil on Plug, 4 Req.) | | CC-505 ⊙ |
| 05-04 | 134 2.2L (F) Classic (Conn. for Coil on Plug, 4 Req.) | | CC-505 ⊙ |
| 05-02 | 134 2.2L (F, 6) Cavalier (Conn. for Coil on Plug, 4 Req.) | | CC-505 ⊙ |
| 02-98 | 134 2.2L (4) Cavalier | S4 48312 | M4 48312 |
| 02-96 | 146 2.4L (T) Cavalier (Conn. for Coil on Plug, 4 Req.) | | CC-509 ⊙ |
| 01-99 | 79 1.3L (2) Metro (only 2 wires required) | S4 29281 ♦ | M4 29281 ♦ |
| 01-99 | 79 1.3L (2) Metro (Conn. for Coil on Plug, 2 Req.) | | CC-502 ⊙ |
| 99-98 | 112 1.8L (8) Prizm | S4 23012 | M4 23012 |
| 99-97 | 146 2.4L (T) Malibu (Conn. for Coil on Plug, 4 Req.) | | CC-509 ⊙ |
| 98 | 79 1.3L (2) Metro | S4 29276 | M4 29276 |
| 97-93 | 133 2.2L (4) Beretta, Cavalier, Corsica (90° Dist) | S4 29189 | M4 29189 |
| 95 | 138 2.3L Cavalier (Conn. for Coil on Plug, 4 Req.) | | CC-509 ⊙ |
| 94-90 | 140 2.3L (A) Beretta (Conn. for Coil on Plug, 4 Req.) | | CC-509 ⊙ |
| 93-92 | 133 2.2L (4) Beretta, Cavalier, Corsica | S4 48497 | M4 48497 |
| 93 | 134 2.2L (4) Lumina | S4 29189 | M4 29189 |
| 92-91 | 151 2.5L (R) Lumina | S4 48491 | M4 48491 |
| 90 | 151 2.5L (R) Celebrity, Lumina | S4 48491 | M4 48491 |
| 91-90 | 134 2.2L (G) Beretta, Cavalier, Corsica | S4 48494 | M4 48494 |
| 89-87 | 151 2.5L (R) Celebrity | S4 48491 | M4 48491 |
| 89-87 | 121 2.0L (1) Beretta, Cavalier, Corsica | S4 48494 | M4 48494 |
| 88-85 | 98 1.6L (H) Nova with Carb. | S4 28110 | M4 28110 |
| 88 | 98 1.6L (H) Nova with Electronic F.I. | S4 28118 | M4 28118 |
| 88-87 | 92 1.5L (9) Spectrum with Turbo | S4 29173 | M4 29173 |
| 88-85 | 92 1.5L (K, 7) Spectrum Exc. Turbo | S4 29165 | M4 29165 |
| 87-83 | 98 1.6L (C) Chevette | S4 48475 | M4 48475 |
| 86 | 151 2.5L Camaro, Celebrity | S4 48495 | M4 48495 |
| 86-85 | 121 2.0L Cavalier | S4 48480 | M4 48480 |
| 85 | 151 2.5L Camaro, Celebrity, Citation | S4 48495 | M4 48495 |
| 84-83 | 121 2.0L (P) Cavalier | S4 48480 | M4 48480 |
| 84-82 | 151 2.5L (2, R) Camaro, Celebrity | S4 48467 | M4 48467 |
| 82-79 | 98 1.6L (0, E) Chevette | S4 48475 | M4 48475 |
| 82 | 112 1.8L (G) Cavalier | S4 48480 | M4 48480 |
| 84-79 | 151 2.5L Citation, Monza | S4 48467 | M4 48467 |
| 78 | 151 2.5L (1, V) Monza | S4 48460 | M4 48460 |
| 78-76 | 85 1.4L (1), 98 1.6L (E) Chevette | S4 48475 | M4 48475 |
| 77-75 | 140 2.3L Vega, Monza | S4 48460 | M4 48460 |
| 74-62 | All | S4 46224 | M4 46224 |

⊙ Connector for Coil on Plug (CC)

♦ Engine Combine Direct Ign. with wire set

CHEVROLET 6 CYLINDER

| YEAR | ENGINE & MODEL | <u>FIT OEM</u> SUPPRESSOR B&B WIRE | <u>FIT OEM</u> PLATINUM CLASS LASER MAG |
|-------------|---|--|---|
| 11-06..... | 213 3.5L (K, N) Impala | S6 48321 | M6 48321 |
| 10-06 | 213 3.5L (K, N) Malibu & Malibu Maxx | S6 48321 | M6 48321 |
| 11-09..... | 237 3.9L (M) Impala | S6 48321 | M6 48321 |
| 08-06 | 237 3.9L (1, 3, R) Impala, Malibu & Malibu Maxx | S6 48321 | M6 48321 |
| 07-06 | 213 3.5L (K, N) Monte Carlo | S6 48321 | M6 48321 |
| 06-04 | 213 3.5L (8) Malibu & Malibu Maxx | S6 48320 | M6 48320 |
| 05-00 | 207 3.4L (E) Impala, Monte Carlo..... | S6 48302 | M6 48302 |
| 05-00 | 231 3.8L (K) Impala, Impala LS, Impala SS, Monte Carlo..... | S6 48307 | M6 48307 |
| 03-00 | 189 3.1L (J) Malibu | S6 48302 | M6 48302 |
| 02-00 | 231 3.8L (K) Camaro | S6 48316 | M6 48316 |
| 01-00 | 189 3.1L (J) Lumina..... | S6 48302 | M6 48302 |
| 99-98 | 231 3.8L (K) Lumina, Monte Carlo..... | S6 48308 | M6 48308 |
| 99-95 | 189 3.1L (M) Corsica, Beretta, Lumina, Malibu, Monte Carlo | S6 48337 | M6 48337 |
| 97-96 | 207 3.4L (X) Lumina, Monte Carlo..... | S6 48344 | M6 48344 |
| 99-95 | 231 3.8L (K) Camaro | S6 48340 | M6 48340 |
| 95-94 | 207 3.4L (X) (RH) Lumina, Monte Carlo | S6 48338 | M6 48338 |
| 95-93 | 207 3.4L (S) Camaro | S6 48327 | M6 48327 |
| 94..... | 189 3.1L (T) Cavalier | S6 48339 | M6 48339 |
| 94-90 | 189 3.1L (T,W) Lumina | S6 48339 | M6 48339 |
| 93-92 | 262 4.3L (Z) Caprice..... | S6 48331 | M6 48331 |
| 93-91 | 207 3.4L (X) Lumina | S6 48328 | M6 48328 |
| 93-90 | 189 3.1L (T) Cavalier, Corsica, Beretta | S6 48339 | M6 48339 |
| 92-90 | 189 3.1L (T) Camaro | S6 29163 | M6 29163 |
| 90-89 | 260 4.3L (2) Caprice | S6 48408 | M6 48408 |
| 89-87 | 173 2.8L (S) Camaro | S6 29163 | M6 29163 |
| 90..... | 189 3.1L (T,W) Celebrity | S6 48339 | M6 48339 |
| 89-87 | 173 2.8L (W) Celebrity..... | S6 48339 | M6 48339 |
| 89..... | 173 2.8L (W) Cavalier, Corsica, Beretta | S6 48339 | M6 48339 |
| 88-87 | 173 2.8L (W) Cavalier, Corsica, Beretta | S6 48410 | M6 48410 |
| 88-87 | 260 4.3L (Z) Caprice (with FI), Monte Carlo | S6 48409 | M6 48409 |
| 87-86 | 231 3.8L (A) Monte Carlo | S6 48343 | M6 48343 |
| 86-85 | 173 2.8L Camaro, Cavalier, Celebrity..... | S6 29163 | M6 29163 |
| 86..... | 260 4.3L Caprice, Monte Carlo..... | S6 48409 | M6 48409 |
| 85..... | 173 2.8L Citation II..... | S6 29163 | M6 29163 |
| 85-84 | 231 3.8L (A) Caprice, Impala, Monte Carlo | S6 48343 | M6 48343 |
| 85..... | 260 4.3L (Z) Caprice, Impala, Monte Carlo | S6 48488 | M6 48488 |
| 84..... | 229 3.8L Caprice, Impala, Monte Carlo | S6 48468 | M6 48468 |
| 84-82 | 173 2.8L Camaro | S6 48484 | M6 48484 |
| 84-83 | 173 2.8L Celebrity..... | S6 48484 | M6 48484 |
| 84..... | 173 2.8L Citation II..... | S6 48484 | M6 48484 |
| 83..... | 173 2.8L (X, Z) Citation..... | S6 48483 | M6 48483 |

CHEVROLET 6 CYLINDER

| YEAR | ENGINE & MODEL | FIT OEM | |
|-------------|---|------------------------|-----------------------------|
| | | SUPPRESSOR B&B WIRE | PLATINUM CLASS LASER MAG |
| 83..... | 231 3.8L (A) Caprice, Impala, Malibu, Monte Carlo... | S6 48343 | M6 48343 |
| 83..... | 229 (9) Caprice, Impala, Malibu, Monte Carlo..... | S6 48468 | M6 48468 |
| 82..... | 229 3.8L (K) Caprice, Impala, Malibu, Monte Carlo... | S6 48468 | M6 48468 |
| 82..... | 173 2.8L (X,Z) & 231 3.8L (A) Caprice, Impala, Malibu, Monte Carlo, Celebrity, Citation..... | S6 48343 | M6 48343 |
| 81-80 | 229 3.8L (K) Camaro, Caprice, Impala, Malibu, Monte Carlo..... | S6 48468 | M6 48468 |
| 81-80 | 231 3.8L (A) Camaro, Caprice, Impala, Malibu, Monte Carlo, Monza..... | S6 48343 | M6 48343 |
| 81-80 | 229 3.8L Marathon..... | S6 48468 | M6 48468 |
| 80..... | 173 2.8L Citation..... | S6 48343 | M6 48343 |
| 79-78 | 196 3.2L Monza..... | S6 48343 | M6 48343 |
| 79-78 | 200 3.3L..... | S6 48468 | M6 48468 |
| 79-78 | 231 3.8L Malibu, Monte Carlo, Monza..... | S6 48343 | M6 48343 |
| 79..... | 250 4.1L Caprice, Impala, Camaro, Nova..... | S6 48474 | M6 48474 |
| 78..... | 250 4.1L..... | S6 48474 | M6 48474 |
| 77-75 | 250 4.1L Camaro, Nova, Caprice, Chevelle, Impala, Malibu..... | S6 48461 | M6 48461 |
| 74-60 | ALL..... | S6 46202 | M6 46202 |
| 69-60 | 140 2.3L, 145 2.4L & 164 2.7L Corvair..... | S6 46203 | M6 46203 |

CHEVROLET 8 CYLINDER

| | | | |
|-------------|--|------------|------------|
| 13-10 | 376 6.2L (J, P & W) Camaro (w/Mitsubishi Coil) | S8 48314 | M8 48314 |
| 13-11..... | 364 6.0L (2) Caprice..... | S8 48314 | M8 48314 |
| 13-09 | 376 6.2L & 427 7.0L Corvette..... | S8 48314 | M8 48314 |
| 09..... | 325 5.3L (C) Impala..... | S8 48314 | M8 48314 |
| 08-05 | 364 6.0L, 427 7.0L Corvette..... | S8 48322 * | M8 48322 * |
| 08-06 | 325 5.3L (C) Impala, Monte Carlo..... | S8 48322 * | M8 48322 * |
| 04-97 | 346 5.7L (G) & (S) Corvette Gen III..... | S8 48314 | M8 48314 |
| 02-98 | 350 5.7L (G) Camaro Gen III..... | S8 48314 | M8 48314 |
| 97-96 | 350 5.7L (P) Camaro..... | S8 48367 | M8 48367 |
| 96..... | 350 5.7L (P) (5) Corvette..... | S8 48366 | M8 48366 |
| 96-94 | 265 4.3L (W), 350 5.7L (P) Caprice, Impala..... | S8 48356 | M8 48356 |
| 95-90 | 350 5.7L (J) Corvette DOHC w/Active Ride..... | S8 48354 | M8 48354 |
| 95-92 | 350 5.7L (8, P) Corvette OHV..... | S8 48353 | M8 48353 |
| 95-93 | 350 5.7L (P) Camaro..... | S8 48352 | M8 48352 |
| 93..... | 305 5.0L, 350 5.7L (E,7) Caprice..... | S8 48426 | M8 48426 |
| 92-89 | 305 5.0L (E,F) Camaro, Caprice..... | S8 48426 | M8 48426 |
| 92-89 | 350 5.7L (7,8) Camaro, Caprice..... | S8 48426 | M8 48426 |

CHEVROLET 8 CYLINDER

| YEAR | ENGINE & MODEL | <u>FIT OEM</u> SUPPRESSOR B&B WIRE | <u>FIT OEM</u> PLATINUM CLASS LASER MAG |
|-------|---|--|---|
| 91-85 | 350 5.7L (8) Corvette | S8 48486 | M8 48486 |
| 90-87 | 305, 307 5.0L (Y) Caprice | S8 48459 | M8 48459 |
| 88 | 305 5.0L, 350 5.7L (E,F,8) Camaro | S8 48423 | M8 48423 |
| 88-87 | 305 5.0L (G,H) Caprice, Monte Carlo | S8 48424 | M8 48424 |
| 88-87 | 350 5.7L (6) Caprice | S8 48424 | M8 48424 |
| 87 | 305 5.0L (H,F) Camaro | S8 48423 | M8 48423 |
| 87 | 350 5.7L (8) Camaro | S8 48486 | M8 48486 |
| 86-85 | 305 5.0L Camaro with 4 Blk. Carb. | S8 48472 | M8 48472 |
| 86-85 | 305 5.0L Camaro with E.F.I. | S8 48487 | M8 48487 |
| 86 | 305 5.0L Caprice, Monte Carlo | S8 48472 | M8 48472 |
| 86 | 307 5.0L (Y) Caprice Station Wagon | S8 48459 | M8 48459 |
| 85 | 305 5.0L Caprice, Impala, Monte Carlo | S8 48472 | M8 48472 |
| 85-84 | 307 5.0L Corvette | S8 48486 | M8 48486 |
| 85 | 350 5.7L Caprice, Impala | S8 48472 | M8 48472 |
| 84 | 305 5.0L Camaro, Impala, Monte Carlo | S8 48472 | M8 48472 |
| 84 | 350 5.7L Corvette | S8 48486 | M8 48486 |
| 83 | 305 5.0L Camaro, Caprice, Impala, Malibu, Monte Carlo | S8 48472 | M8 48472 |
| 82 | 267 4.4L, 305 5.0L Caprice, Impala, Malibu, Monte Carlo | S8 48472 | M8 48472 |
| 82 | 305 5.0L Camaro | S8 48472 | M8 48472 |
| 82 | 305 5.0L Corvette | S8 48463 | M8 48463 |
| 81 | 265 4.3L | S8 48464 | M8 48464 |
| 81 | 267 4.4L, 305 5.0L, 350 5.7L Camaro Caprice, Impala, Malibu, Monte Carlo | S8 48472 | M8 48472 |
| 81-76 | 350 5.7L Corvette | S8 48463 | M8 48463 |
| 80 | 267 4.4L, 305 5.0L Caprice, Impala, Malibu, Monte Carlo | S8 48471 | M8 48471 |
| 80 | 267 4.4L, 305 5.0L, 350 5.7L Camaro | S8 48453 | M8 48453 |
| 79 | 267 4.4L | S8 48471 | M8 48471 |
| 79-78 | 305 5.0L Camaro, Nova, Caprice, Impala | S8 48453 | M8 48453 |
| 79 | 305 5.0L Malibu, Monte Carlo | S8 48471 | M8 48471 |
| 79 | 350 5.7L Camaro, Nova, Caprice, Impala | S8 48453 | M8 48453 |
| 79 | 350 5.7L Malibu, Monte Carlo | S8 48453 | M8 48453 |
| 79-78 | 305 5.0L Monza | S8 48462 | M8 48462 |
| 78 | 305 5.0L, 350 5.7L Malibu, Monte Carlo | S8 48472 | M8 48472 |
| 78 | 350 5.7L Caprice, Impala, Nova | S8 48453 | M8 48453 |
| 77 | 305 5.0L, 350 5.7L Camaro, Chevelle, Malibu, Caprice, Impala, Monte Carlo, Monza, Nova | S8 48453 | M8 48453 |
| 77 | 400 6.6L Corvette | S8 48463 | M8 48463 |

CHEVROLET 8 CYLINDER

| YEAR | ENGINE & MODEL | <u>FIT OEM</u> SUPPRESSOR B&B WIRE | <u>FIT OEM</u> PLATINUM CLASS LASER MAG |
|-------|--|--|---|
| 76-75 | 262 4.3L Monza | S8 48462 | M8 48462 |
| 76 | 305 5.0L, 350 5.7L Camaro, Nova, Caprice, Impala, Malibu, Monte Carlo, Chevelle | S8 48453 | M8 48453 |
| 76 | 400 6.6L Caprice, Impala, Chevelle, Malibu, Monte Carlo | S8 48453 | M8 48453 |
| 76 | 454 7.4L Caprice, Impala | S8 48454 | M8 48454 |
| 76-75 | 350 5.7L Corvette | S8 48463 | M8 48463 |
| 75 | 262 4.3L Nova | S8 48453 | M8 48453 |
| 75 | 350 5.7L BelAir, Caprice, Impala, Camaro, Nova, Chevelle, Malibu, Monte Carlo | S8 48453 | M8 48453 |
| 75 | 400 6.6L BelAir, Caprice, Impala, Chevelle, Malibu, Monte Carlo | S8 48454 | M8 48454 |
| 75-74 | 454 7.4L with HEI BelAir, Caprice, Corvette, Impala, Malibu, Monte Carlo | S8 48454 | M8 48454 |
| 74 | 350 5.7L, 400 6.6L with HEI | S8 48453 | M8 48453 |
| 74 | 350 5.7L, 400 6.6L w/o HEI | S8 46211 | M8 46211 |
| 74 | 454 7.4L w/o HEI | S8 46211 | M8 46211 |
| 73-71 | 350 5.7L Corvette | S8 46210 | M8 46210 |
| 73-71 | 307 5.0L, 350 5.7L, 400 6.6L Exc. Corvette | S8 46211 | M8 46211 |
| 73-68 | 454 7.4L | S8 46207 | M8 46207 |
| 70-67 | 283 4.6L, 307 5.0L, 327 5.4L, 350 5.7L | S8 46211 | M8 46211 |
| 69-65 | 396 6.6L, 427 7.0L | S8 96208 | M8 96208 |
| 66-65 | 283 4.6L, 327 5.4L | S8 46210 | M8 46210 |
| 65-58 | 348 5.7L, 409 6.7L | S8 96213 | M8 96213 |
| 64 | 283 4.6L | S8 46207 | M8 46207 |
| 63-55 | 265 4.3L, 283 4.6L, 327 5.4L | S8 46210 | M8 46210 |

CHRYSLER - 300 & 300M

| | | | |
|-------|--|----------|----------|
| 07-05 | 167 2.7L (R) (Connector for Coil on Plug, 6 Req.) | | CC-513 ☉ |
| 06-99 | 215 3.5L (G, K) (Connector for Coil on Plug, 6 Req.) | | CC-513 ☉ |
| 05 | 345 5.7L (Connector for Coil on Plug, 8 Req.) | | CC-512 ☉ |
| 05 | 345 5.7L Wire Set | S8 58385 | M8 58385 |

☉ Connector for Coil on Plug (CC)

CHRYSLER - CIRRUS

| YEAR | ENGINE & MODEL | FIT OEM | |
|-------------|---------------------|------------------------|-----------------------------|
| | | SUPPRESSOR B&B WIRE | PLATINUM CLASS LASER MAG |
| 00-95 | 148 2.4L (X) | S4 28157 | M4 28157 |
| 00..... | 122 2.0L (C) | S4 58348 | M4 58348 |
| 00-95 | 153 2.5L SOHC | S6 28144 | M6 28144 |

CHRYSLER - CONCORDE, LHS, INTREPID

| | | | |
|-------------|--|----------------|----------|
| 04-98 | 167 2.7L (R) (Conn. for Coil on Plug, 6 Req.) | | CC-513 ☉ |
| 01-98 | 197 3.2L (J) (Conn. for Coil on Plug, 6 Req.) | | CC-513 ☉ |
| 04-99 | 215 3.5L (G, M) (Conn. for Coil on Plug, 6 Req.) | | CC-513 ☉ |
| 97-93 | 201 3.3L V6 | S6 58361 | M6 58361 |
| 97-93 | 350 3.5L V6 | S6 58369 | M6 58369 |

CHRYSLER - CONQUEST

| | | | |
|-------------|------------|----------------|----------|
| 89-87 | 2.6L | S4 28141 | M4 28141 |
|-------------|------------|----------------|----------|

CHRYSLER - CORDOVA

| | | | |
|-------------|--------------------------|----------------|----------|
| 83-79 | 225 3.7L | S6 57304 | M6 57304 |
| 84-79 | 318 5.2L, 360 5.9L | S8 57316 | M8 57316 |
| 78-75 | 318 5.2L, 360 5.9L | S8 57317 | M8 57317 |
| 78-75 | 400 6.6L | S8 57318 | M8 57318 |

CHRYSLER - CROSSFIRE

| | | | |
|-------------|------------|----------------|-----|
| 07-04 | 3.2L | C6 58300 | N/A |
|-------------|------------|----------------|-----|

☉ Connector for Coil on Plug (CC)

CHRYSLER - E CLASS

| YEAR | ENGINE & MODEL | <u>FIT OEM</u> SUPPRESSOR B&B WIRE | <u>FIT OEM</u> PLATINUM CLASS LASER MAG |
|-------|----------------|--|---|
| 84-83 | 156 2.2L | S4 57330 | M4 57330 |
| 84-83 | 156 2.6L | S4 28141 | M4 28141 |

CHRYSLER - FIFTH AVENUE

| | | | |
|-------|----------|----------|----------|
| 83-80 | 225 3.7L | S6 57304 | M6 57304 |
| 90-83 | 318 5.2L | S8 57316 | M8 57316 |

CHRYSLER - IMPERIAL

| | | | |
|-------|--------------------|----------|----------|
| 93-90 | 201 3.3L, 230 3.8L | S6 58368 | M6 58368 |
| 90 | 181 3.0L V6 | S6 58370 | M6 58370 |
| 83-81 | 318 5.2L | S8 57316 | M8 57316 |
| 75-69 | 440 7.2L | S8 57318 | M8 57318 |
| 68-60 | All | S8 56214 | M8 56214 |

CHRYSLER - LASER, XE

| | | | |
|-------|--------------------|----------|----------|
| 86-84 | 135 2.2L, 153 2.5L | S4 57330 | M4 57330 |
|-------|--------------------|----------|----------|

CHRYSLER - LEBARON, GTS, COUPE CONVERTIBLE, HATCHBACK, SEDAN

| | | | |
|-------|--------------------|----------|----------|
| 94-82 | 135 2.2L, 153 2.5L | S4 57330 | M4 57330 |
| 85-82 | 156 2.6L | S4 28141 | M4 28141 |
| 95-90 | 181 3.0L V6 | S6 58370 | M6 58370 |
| 81-79 | 225 3.7L | S6 57304 | M6 57304 |
| 81-79 | 318 5.2L, 360 5.9L | S8 57316 | M8 57316 |
| 78-77 | 318 5.2L, 360 5.9L | S8 57317 | M8 57317 |

CHRYSLER - NEWPORT

| YEAR | ENGINE & MODEL | FIT OEM | |
|-------------|-------------------------|------------------------|-----------------------------|
| | | SUPPRESSOR B&B WIRE | PLATINUM CLASS LASER MAG |
| 81-79 | 225 3.7L | S6 57304 | M6 57304 |
| 81-79 | 318 5.2L, 360 5.9L..... | S8 57316 | M8 57316 |
| 78..... | 360 5.9L..... | S8 57317 | M8 57317 |
| 78..... | 400 6.6L, 440 7.2L..... | S8 57318 | M8 57318 |

CHRYSLER - NEW YORKER LANDAU, SALON

| | | | |
|-------------|--------------------------|----------------|----------|
| 88-83 | 135 2.2L, 153 2.5L | S4 57330 | M4 57330 |
| 85-83 | 156 2.6L | S4 28141 | M4 28141 |
| 96-94 | 215 3.5L..... | S6 58369 | M6 58369 |
| 93-90 | 201 3.3L, 230 3.8L | S6 58368 | M6 58368 |
| 91-88 | 181 3.0L | S6 58370 | M6 58370 |
| 82..... | 225 3.7L..... | S6 57304 | M6 57304 |
| 82-79 | 318 5.2L, 360 5.9L..... | S8 57316 | M8 57316 |
| 78..... | 318 5.2L, 360 5.9L..... | S8 57317 | M8 57317 |

CHRYSLER - TC MASERATI

| | | | |
|-------------|-------------------|----------------|----------|
| 90-89 | 135 2.2L..... | S4 57330 | M4 57330 |
| 91-90 | 181 3.0L V6 | S6 58370 | M6 58370 |

CHRYSLER - PROWLER

| | | |
|-------------|---|----------|
| 02-01 | 215 3.5L (G) (Connector for Coil on Plug, 6 Req.) | CC-513 ☉ |
|-------------|---|----------|

CHRYSLER - PT CRUISER

| YEAR | ENGINE & MODEL | FIT OEM SUPPRESSOR B&B WIRE | FIT OEM PLATINUM CLASS LASER MAG |
|-------------|-----------------------------|-----------------------------------|--|
| 09-03 | 148 2.4L Turbo Charged..... | S4 58305..... | M4 58305 |
| 10-01 | 148 2.4L (B, G, X)..... | S4 58302..... | M4 58302 |

CHRYSLER - SEBRING

| | | | |
|-------------|---|------------------|------------|
| 05-01 | 148 (G) 2.4L SOHC (only 2 wires required)..... | S4 23302 ♦ | M4 23302 ♦ |
| 05-01 | 148 (G) 2.4L SOHC (Conn. for Coil on Plug, 2 Req.)..... | | CC-519 ⊙ |
| 06-01 | 148 (J, X) 2.4L DOHC 16V | S4 58302 | M4 58302 |
| 99-95 | 122 (Y) 2.0L DOHC | S4 28157 | M4 28157 |
| 98-96 | 148 (X) 2.4L DOHC | S4 28157 | M4 28157 |
| 08-01 | 167 (R, T, U) 2.7L (Conn. for Coil on Plug, 6 Req.) | | CC-513 ⊙ |
| 00-95 | 153 2.5L SOHC | S6 28144 | M6 28144 |
| 05-01 | 181 3.0L | S6 28144 | M6 28144 |

DODGE - 400,600

| | | | |
|-------------|-------------------------|----------------|----------|
| 88-82 | 135 2.2L, 153 2.5L..... | S4 57330 | M4 57330 |
| 83-82 | 156 2.6L..... | S4 28141 | M4 28141 |

DODGE - ARIES

| | | | |
|-------------|-------------------------|----------------|----------|
| 89-81 | 135 2.2L, 153 2.5L..... | S4 57330 | M4 57330 |
| 85-81 | 156 2.6L..... | S4 28141 | M4 28141 |

DODGE - ASPEN

| | | | |
|-------------|-------------------------|----------------|----------|
| 80-76 | 225 3.7L..... | S6 57304 | M6 57304 |
| 80-79 | 318 5.2L, 360 5.9L..... | S8 57316 | M8 57316 |
| 78-76 | 318 5.2L, 360 5.9L..... | S8 57317 | M8 57317 |

⊙ Connector for Coil on Plug (CC)

♦ Engine Combine Direct Ign. with wire set

DODGE - AVENGER

| YEAR | ENGINE & MODEL | FIT OEM | |
|-------------|-------------------------|------------------------|-----------------------------|
| | | SUPPRESSOR B&B WIRE | PLATINUM CLASS LASER MAG |
| 99-95 | 122 (Y) 2.0L DOHC | S4 28157 | M4 28157 |
| 00-95 | 153 2.5L SOHC | S6 28144 | M6 28144 |

DODGE - CHALLENGER, CORONET, DART

| | | | |
|-------------|-----------------------------------|----------------|----------|
| 83-78 | 1.6L, 2.6L..... | S4 28141 | M4 28141 |
| 76-74 | 198 3.2L, 225 3.7L..... | S6 57304 | M6 57304 |
| 73-60 | 160 2.8L, 198 3.2L, 225 3.7L..... | S6 57306 | M6 57306 |
| 76-73 | 400 6.6L, 440 7.2L..... | S8 57318 | M8 57318 |
| 76-70 | 273 4.5L, 318 5.2L, 360 5.9L..... | S8 57317 | M8 57317 |

DODGE - CHARGER

| | | | |
|-------------|--|----------------|----------|
| 87-83 | 135 2.2L..... | S4 57330 | M4 57330 |
| 86-83 | 98 1.6L..... | S4 57340 | M4 57340 |
| 83..... | 105 1.7L..... | S4 28224 | M4 28224 |
| 08-06 | 2.7L (R), 3.5L (G) (Conn. for Coil on Plug, 6 Req.)..... | | CC-513 ⊙ |
| 76-74 | 225 3.7L..... | S6 57304 | M6 57304 |
| 73-68 | 225 3.7L..... | S6 57306 | M6 57306 |
| 78-73 | 318 5.2L, 360 5.9L..... | S8 57317 | M8 57317 |
| 78-73 | 400 6.6L, 440 7.2L..... | S8 57318 | M8 57318 |

DODGE - COLT

| | | | |
|-------------|----------------------------------|----------------|----------|
| 95-94 | 2.4L..... | S4 28151 | M4 28151 |
| 95-93 | 1.8L..... | S4 28151 | M4 28151 |
| 93-92 | 2.4L..... | S4 28149 | M4 28149 |
| 95-92 | 1.5L..... | S4 28162 | M4 28162 |
| 90..... | 1.5L Sta. Wagon | S4 28779 | M4 28779 |
| 90..... | 1.6L | S4 28148 | M4 28148 |
| 89..... | 1.6L..... | S4 28779 | M4 28779 |
| 91-89 | 1.5L Exc. Sta. Wagon, 1.8L | S4 28149 | M4 28149 |
| 88-87 | 1.5L..... | S4 28779 | M4 28779 |
| 91-87 | 2.0L From 11/86..... | S4 28149 | M4 28149 |
| 87..... | 2.0L To 11/86 | S4 28141 | M4 28141 |

⊙ Connector for Coil on Plug (CC)

DODGE - COLT

| YEAR | ENGINE & MODEL | FIT OEM | |
|-------|------------------------|------------------------|-----------------------------|
| | | SUPPRESSOR B&B WIRE | PLATINUM CLASS LASER MAG |
| 87-85 | 1.6L | S4 28779 | M4 28779 |
| 86-85 | 1.5L, 2.0L | S4 28141 | M4 28141 |
| 84-81 | 1.6L, 2.0L | S4 28141 | M4 28141 |
| 84-81 | 1.4L | S4 28779 | M4 28779 |
| 80-78 | 1.4L, 1.6L, 2.0L, 2.6L | S4 28141 | M4 28141 |
| 77-76 | 2.0L | S4 28141 | M4 28141 |
| 77-71 | 1.6L | S4 29174 | M4 29174 |

DODGE - CONQUEST

| | | | |
|-------|----------|----------|----------|
| 86-84 | 156 2.6L | S4 28141 | M4 28141 |
|-------|----------|----------|----------|

DODGE - DAYTONA

| | | | |
|-------|---------------|----------|----------|
| 93-92 | 135 2.2L DOHC | S4 58377 | M4 58377 |
| 90-84 | 135 2.2L | S4 57330 | M4 57330 |
| 93-86 | 153 2.5L | S4 57330 | M4 57330 |
| 93-90 | 183 3.0L | S6 58370 | M6 58370 |

DODGE - DIPLOMAT

| | | | |
|-------|--------------------|----------|----------|
| 83-78 | 225 3.7L | S6 57304 | M6 57304 |
| 89-79 | 318 5.2L, 360 5.9L | S8 57316 | M8 57316 |
| 78-77 | 318 5.2L, 360 5.9L | S8 57317 | M8 57317 |

DODGE - DYNASTY

| | | | |
|-------|--------------------|----------|----------|
| 93-88 | 135 2.2L, 153 2.5L | S4 57330 | M4 57330 |
| 93-90 | 201 3.3L | S6 58368 | M6 58368 |
| 93-88 | 183 3.0L SOHC | S6 58370 | M6 58370 |

DODGE - INTREPID

| YEAR | ENGINE & MODEL | FIT OEM | |
|-------|---|------------------------|-----------------------------|
| | | SUPPRESSOR B&B WIRE | PLATINUM CLASS LASER MAG |
| 04-98 | 167 2.7L (R, U) (Conn. for Coil on Plug, 6 Req.) | | CC-513 ☉ |
| 01-98 | 197 3.2L (J) (Conn. for Coil on Plug, 6 Req.) | | CC-513 ☉ |
| 04-00 | 215 3.5L (G, M, V) (Conn. for Coil on Plug, 6 Req.) | | CC-513 ☉ |
| 97-93 | 201 3.3L | S6 58361 | M6 58361 |
| 97-93 | 215 3.5L | S6 58369 | M6 58369 |

DODGE - LANCER

| | | | |
|-------|--------------------|----------|----------|
| 89-85 | 135 2.2L, 153 2.5L | S4 57330 | M4 57330 |
| 62-61 | 2.8L, 3.7L | S6 57306 | M6 57306 |

DODGE - MAGNUM, MIRADA, ST. REGIS, XE

| | | | |
|-------|---|----------|----------|
| 07-05 | 167 2.7L (T) Magnum SE (Conn. for Coil on Plug, 6 Req.) | | CC-513 ☉ |
| 07-05 | 215 3.5L (V) Magnum SXT (Conn. for Coil on Plug, 6 Req.) | | CC-513 ☉ |
| 83-79 | 225 3.7L | S6 57304 | M6 57304 |
| 05 | 345 5.7L (2) Magnum R/T (Conn. for Coil on Plug, 8 Req.) | | CC-512 ☉ |
| 05 | 345 5.7L Magnum R/T (Wire Set) | S8 58385 | M8 58385 |
| 83-78 | 318 5.2L, 360 5.9L | S8 57317 | M8 57317 |
| 78 | 400 6.6L | S8 57318 | M8 57318 |

DODGE - MONACO

| | | | |
|-------|---------------------------|----------|----------|
| 92-90 | 181 3.0L with Distributor | S6 58365 | M6 58365 |
| 92-90 | 183 3.0L w/o Distributor | S6 58362 | M6 58362 |
| 78-77 | 225 3.7L | S6 57304 | M6 57304 |
| 78-75 | 318 5.2L, 360 5.9L | S8 57317 | M8 57317 |
| 78-75 | 400 6.6L, 440 7.2L | S8 57318 | M8 57318 |

☉ Connector for Coil on Plug (CC)

DODGE - NEON

| YEAR | ENGINE & MODEL | <u>FIT OEM</u> SUPPRESSOR B&B WIRE | <u>FIT OEM</u> PLATINUM CLASS LASER MAG |
|-------------|--|--|---|
| 05-03 | 148 2.4L DOHC SRT-4 Turbo Charged | S4 58305 | M4 58305 |
| 05-01 | 122 (C, F) 2.0L SOHC (5.75" Boot length) | S4 58348 | M4 58348 |
| 00-96 | 122 (C) 2.0L SOHC (5.75" Boot length)..... | S4 58348 | M4 58348 |
| 99-95 | 122 (Y) 2.0L DOHC (5.2" Boot length)..... | S4 28157 | M4 28157 |

DODGE - OMNI

| | | | |
|-------------|---------------|----------------|----------|
| 90-82 | 135 2.2L..... | S4 57330 | M4 57330 |
| 86-83 | 98 1.6L..... | S4 57340 | M4 57340 |
| 83-80 | 105 1.7L..... | S4 57333 | M4 57333 |
| 79-78 | 105 1.7L..... | S4 28224 | M4 28224 |

DODGE - SHADOW

| | | | |
|-------------|-------------------------|----------------|----------|
| 94-85 | 135 2.2L, 153 2.5L..... | S4 57330 | M4 57330 |
| 94-92 | 183 3.0L | S6 58370 | M6 58370 |

DODGE - SPIRIT

| | | | |
|-------------|----------------|----------------|----------|
| 92-91 | 135 2.2L | S4 58377 | M4 58377 |
| 95-89 | 153 2.5L..... | S4 57330 | M4 57330 |
| 95-89 | 183 3.0L..... | S6 58370 | M6 58370 |

DODGE - STEALTH

| | | | |
|-------------|---------------------|----------------|----------|
| 96-91 | 183 3.0L SOHC | S6 28147 | M6 28147 |
| 96-91 | 183 3.0L DOHC | S6 28152 | M6 28152 |

DODGE - STRATUS

| YEAR | ENGINE & MODEL | FIT OEM | |
|-------|---|------------------------|-----------------------------|
| | | SUPPRESSOR B&B WIRE | PLATINUM CLASS LASER MAG |
| 05-01 | 148 (G) 2.4L SOHC (only 2 wires required) | S4 23302 ♦ | M4 23302 ♦ |
| 05-01 | 148 (G) 2.4L SOHC (Conn. for Coil on Plug, 2 Req.) | | CC-519 ⊙ |
| 06-01 | 148 (X) 2.4L DOHC | S4 58302 | M4 58302 |
| 00-95 | 148 (X) 2.4L DOHC | S4 28157 | M4 28157 |
| 00-96 | 122 (C) 2.0L SOHC | S4 58348 | M4 58348 |
| 00-95 | 2.5L SOHC | S6 28144 | M6 28144 |
| 06-01 | 167 (R, T, U) 2.7L (Conn. for Coil on Plug, 6 Req.) | | CC-513 ⊙ |
| 05-01 | 181 3.0L | S6 28144 | M6 28144 |

DODGE - VIPER

| | | | |
|-------|--------------------------|-----------|-----------|
| 06-05 | 505 8.3L V10 From 7/1/04 | S10 58389 | M10 58389 |
| 05-04 | 505 8.3L V10 To 7/1/04 | S10 58388 | M10 58388 |
| 03 | 505 8.3L V10 | S10 58387 | M10 58387 |
| 02-97 | 488 8.0L V10 | S10 58359 | M10 58359 |
| 96-92 | 488 8.0L V10 | S10 58378 | M10 58378 |

EAGLE - MEDALLION

| | | | |
|-------|----------|----------|----------|
| 89-88 | 135 2.2L | S4 58346 | M4 58346 |
|-------|----------|----------|----------|

EAGLE - PREMIER

| | | | |
|-------|---------------------------|----------|----------|
| 89-88 | 153 2.5L | S4 28435 | M4 28435 |
| 92-91 | 181 3.0L w/o Distributor | S6 58362 | M6 58362 |
| 91-88 | 181 3.0L with Distributor | S6 58365 | M6 58365 |

EAGLE - SUMMIT

| | | | |
|-------|--------------|----------|----------|
| 96-92 | 92 1.5L | S4 28162 | M4 28162 |
| 96-92 | 118 1.8L | S4 28151 | M4 28151 |
| 96-93 | 2.4L | S4 28151 | M4 28151 |
| 92 | 2.4L | S4 28149 | M4 28149 |
| 91-89 | 92 1.5L SOHC | S4 28149 | M4 28149 |
| 90-89 | 1.6L | S4 28148 | M4 28148 |

⊙ Connector for Coil on Plug (CC)

♦ Engine Combine Direct Ign. with wire set

EAGLE - TALON

| YEAR | ENGINE & MODEL | <u>FIT OEM</u> SUPPRESSOR B&B WIRE | <u>FIT OEM</u> PLATINUM CLASS LASER MAG |
|-------------|---------------------------------------|--|---|
| 98-95 | 2.0L with Turbo DOHC 16V | S4 28148 | M4 28148 |
| 98-95 | 122 (Y) 2.0L DOHC w/o Turbo 16V | S4 28157 | M4 28157 |
| 94-90 | 2.0L DOHC Turbo | S4 28148 | M4 28148 |
| 94-93 | 118 1.8L | S4 28779 | M4 28779 |

EAGLE - VISION

| | | | |
|-------------|----------------|----------------|----------|
| 97-93 | 215 3.5L | S6 58369 | M6 58369 |
| 97-93 | 201 3.3L | S6 58361 | M6 58361 |

EAGLE - VISTA

| | | | |
|-------------|---------------------|----------------|----------|
| 91-89 | 98 1.5L, 2.0L | S4 28149 | M4 28149 |
|-------------|---------------------|----------------|----------|

EDSEL

| | | | |
|-------------|---|----------------|----------|
| 60-59 | 223 3.7L Citation, Corsair, Pacer, Ranger | S6 46202 | M6 46202 |
| 60-59 | 292 4.8L Citation, Corsair, Pacer, Ranger | S8 56214 | M8 56214 |
| 60-59 | 332 5.4L Citation, Corsair, Pacer, Ranger | S8 96213 | M8 96213 |
| 58..... | 361 5.9L Citation, Corsair, Pacer, Ranger | S8 96213 | M8 96213 |

FORD - ASPIRE

| | | | |
|-------------|---------------|----------------|----------|
| 97-94 | 79 1.3L | S4 29261 | M4 29261 |
|-------------|---------------|----------------|----------|

FORD - CONTOUR

| YEAR | ENGINE & MODEL | FIT OEM | |
|-------|----------------------------|------------------------|-----------------------------|
| | | SUPPRESSOR B&B WIRE | PLATINUM CLASS LASER MAG |
| 00-99 | 122 2.0L DOHC After 5/3/99 | S4 29012 | M4 29012 |
| 99-95 | 2.0L DOHC Before 5/3/99 | S4 98010 | M4 98010 |
| 00-95 | 2.5L DOHC | S6 29213 | M6 29213 |

FORD - COUNTRY SQUIRE

| | | | |
|-------|----------|----------|----------|
| 91-87 | 302 5.0L | S8 98949 | M8 98949 |
|-------|----------|----------|----------|

FORD- CROWN VICTORIA

| | | | |
|-------|---|----------|----------|
| 08-00 | 281 4.6L (9, V, W) (Conn. for Coil on Plug, 8 Req.) | | CC-500 ☉ |
| 99-96 | 281 4.6L SOHC | S8 98409 | M8 98409 |
| 95-92 | 281 4.6L SOHC | S8 98406 | M8 98406 |
| 91-86 | 351 5.8L | S8 98403 | M8 98403 |
| 91-86 | 302 5.0L | S8 98949 | M8 98949 |

FORD - CUSTOM & CUSTOM 500

| | | | |
|-------|---------------------|----------|----------|
| 72-68 | 240 3.9L | S6 46202 | M6 46202 |
| 76 | 351 5.8L & 400 6.6L | S8 96215 | M8 96215 |
| 72-65 | All 8 Cyl | S8 96213 | M8 96213 |

FORD - ESCORT & EXP

| | | | |
|-------|--|----------|----------|
| 03-00 | 122 2.0L SOHC | S4 98013 | M4 98013 |
| 03-98 | 122 2.0L DOHC | S4 98026 | M4 98026 |
| 02-97 | 122 2.0L (P) Coupe SOHC, Sedan & Wagon | S4 98009 | M4 98009 |
| 96-91 | 110 1.8L | S4 29262 | M4 29262 |
| 96-91 | 116 1.9L | S4 98001 | M4 98001 |
| 90-83 | 98 1.6L, 116 1.9L with Mail Coil Tower | S4 98924 | M4 98924 |
| 83-81 | 98 1.6L with Female Coil Tower | S4 98932 | M4 98932 |

☉ Connector for Coil on Plug (CC)

FORD - FAIRLANE

| YEAR | ENGINE & MODEL | FIT OEM | |
|-------------|-----------------|------------------------|-----------------------------|
| | | SUPPRESSOR B&B WIRE | PLATINUM CLASS LASER MAG |
| 70-55 | All 6 Cyl | S6 46202 | M6 46202 |
| 70-57 | All 8 Cyl | S8 96213 | M8 96213 |

FORD - FAIRMONT

| | | | |
|-------------|--------------------------|----------------|----------|
| 83-78 | 140 2.3L | S4 98923 | M4 98923 |
| 83-78 | 200 3.3L | S6 98927 | M6 98927 |
| 82-78 | 255 4.2L, 302 5.0L | S8 98403 | M8 98403 |

FORD - FALCON

| | | | |
|-------------|-------------------------------------|----------------|----------|
| 70-60 | All 6 cyl. | S6 46202 | M6 46202 |
| 70-63 | 260 4.3L, 289 4.7L & 302 5.0L | S8 96209 | M8 96209 |

FORD - FESTIVA

| | | | |
|-------------|---------------|----------------|----------|
| 93-88 | 80 1.3L | S4 29261 | M4 29261 |
|-------------|---------------|----------------|----------|

FORD - FIESTA

| | | | |
|-------------|--------------------------------|----------------|----------|
| 14-11 | 97 & 98 1.6L (w/o Turbo) | S4 29011 | M4 29011 |
| 80-78 | 98 1.6L | S4 98938 | M4 98938 |

FORD - FIVE HUNDRED

| | | |
|-------------|--|----------|
| 07-05 | 182 3.0L (Connector for Coil on Plug , 6 Req.) | CC-507 ⊙ |
|-------------|--|----------|

FORD - FOCUS

| YEAR | ENGINE & MODEL | FIT OEM | |
|-------------|--|------------------------|-----------------------------|
| | | SUPPRESSOR B&B WIRE | PLATINUM CLASS LASER MAG |
| 12-05 | 121 2.0L (N) (Conn. for Coil on Plug, 4 Req.)..... | | CC-535 ☉ |
| 07-03 | 140 2.3L (Z) (Conn. for Coil on Plug, 4 Req.)..... | | CC-535 ☉ |
| 04-00 | 122 2.0L (P) SPI SOHC..... | S4 98013 | M4 98013 |
| 04-00 | 121 2.0L (3) (5) 4V ZETEC DOHC | S4 29012 | M4 29012 |

FORD - FUSION

| | | | |
|-------------|--|--|----------|
| 08-06 | 140 2.3L (Z) (Conn. for Coil on Plug, 4 Req.)..... | | CC-546 ☉ |
|-------------|--|--|----------|

FORD - GALAXIE & GALAXIE 500

| | | | |
|-------------|-----------------|----------------|----------|
| 72-67 | 240 3.9L..... | S6 46202 | M6 46202 |
| 74-59 | All 8 Cyl | S8 96215 | M8 96215 |

FORD - GRANADA

| | | | |
|-------------|-------------------------|----------------|----------|
| 82-81 | 140 2.3L..... | S4 98923 | M4 98923 |
| 82..... | 232 3.8L..... | S6 98942 | M6 98942 |
| 82-77 | 200 3.3L, 250 4.1L..... | S6 98927 | M6 98927 |
| 76-75 | All..... | S6 46202 | M6 46202 |
| 81-78 | 255 4.2L, 302 5.0L..... | S8 98403 | M8 98403 |
| 77-76 | 302 5.0L, 351 5.8L..... | S8 98929 | M8 98929 |
| 75..... | 302 5.0L..... | S8 96209 | M8 96209 |
| 75..... | 351 5.8L..... | S8 96215 | M8 96215 |

FORD - GT

| | | | |
|-------------|--|--|----------|
| 06-05 | 330 5.4L (S) (Connector for Coil on Plug, 8 Req.)..... | | CC-506 ☉ |
|-------------|--|--|----------|

☉ Connector for Coil on Plug (CC)

FORD - LTD

| YEAR | ENGINE & MODEL | FIT OEM | |
|-------------|--------------------------------------|------------------------|-----------------------------|
| | | SUPPRESSOR B&B WIRE | PLATINUM CLASS LASER MAG |
| 86-83 | 140 2.3L..... | S4 98923 | M4 98923 |
| 86-83 | 232 3.8L with Female Coil Tower..... | S6 98942 | M6 98942 |
| 86-84 | 232 3.8L with Male Coil Tower..... | S6 98961 | M6 98961 |
| 83..... | 200 3.3L..... | S6 98927 | M6 98927 |
| 85-80 | 255 4.2L, 302 5.0L, 351 5.8L..... | S8 98403 | M8 98403 |
| 76-65 | All 8 Cyl. | S8 96215 | M8 96215 |

FORD - MAVERICK

| | | | |
|-------------|-------------------------|----------------|----------|
| 77..... | 200 3.3L, 250 4.1L..... | S6 98927 | M6 98927 |
| 76-70 | All..... | S6 46202 | M6 46202 |
| 77..... | 302 5.0L..... | S8 98929 | M8 98929 |
| 76-71 | 302 5.0L..... | S8 96209 | M8 96209 |

FORD - MUSTANG & MUSTANG II

| | | | |
|-------------|------------------------------|----------------|----------|
| 93-91 | 140 2.3L with dual plug..... | S4 29242 | M4 29242 |
| 90-79 | 140 2.3L..... | S4 98923 | M4 98923 |
| 78-77 | 140 2.3L Mustang II..... | S4 98923 | M4 98923 |
| 76-74 | 140 2.3L Mustang II..... | S4 28222 | M4 28222 |

6 Cylinder

| | | | |
|-------------|--------------------------------------|----------------|----------|
| 10-05 | 246 4.0L SOHC | S6 29231 | M6 29231 |
| 04-01 | 232 3.8L..... | S6 98228 | M6 98228 |
| 00-99 | 232 3.8L 1999 1/4..... | S6 98221 | M6 98221 |
| 99-94 | 232 3.8L..... | S6 98212 | M6 98212 |
| 86-84 | 232 3.8L with Male Coil Tower..... | S6 98961 | M6 98961 |
| 86-83 | 232 3.8L with Female Coil Tower..... | S6 98942 | M6 98942 |
| 82-79 | 200 3.3L..... | S6 98927 | M6 98927 |
| 79-77 | 171 2.8L with Ford Distributor..... | S6 98925 | M6 98925 |
| 79-74 | 171 2.8L with Bosch Distributor..... | S6 96227 | M6 96227 |
| 73-65 | All..... | S6 46202 | M6 46202 |

FORD - MUSTANG & MUSTANG II

| YEAR | ENGINE & MODEL | FIT OEM SUPPRESSOR B&B WIRE | FIT OEM PLATINUM CLASS LASER MAG |
|-------------------|--|-----------------------------------|--|
| 8 Cylinder | | | |
| 82-80 | 255 4.2L | S8 98403 | M8 98403 |
| 10-08 | 281 4.6L Brown Coil Boot (Conn. for Coil on Plug, 8 Req.) | | CC-561 ☉ |
| 08-05 | 281 4.6L (H) Black Coil Boot (Conn. for Coil on Plug, 8 Req.) | | CC-537 ☉ |
| 04-99 | 281 4.6L GT (X) SOHC (Conn. for Coil on Plug, 8 Req.) | | CC-500 ☉ |
| 04-99 | 281 4.6L (R, V, Y) DOHC (Connector for Coil on Plug, 8 Req.) | | CC-506 ☉ |
| 98-96 | 281 4.6L SOHC | S8 98415 | M8 98415 |
| 98-96 | 281 4.6L 32V DOHC | S8 98408 | M8 98408 |
| 95-94 | 302 5.0L | S8 98401 | M8 98401 |
| 93-82 | 302 5.0L | S8 98403 | M8 98403 |
| 79-77 | 302 5.0L (From 6/27/77) | S8 98403 | M8 98403 |
| 77 | 302 5.0L (Before 6/27/77) | S8 98929 | M8 98929 |
| 76-70 | 302 5.0L Exc. Boss, 351 5.8L (W) | S8 96209 | M8 96209 |
| 70-69 | 302 5.0L Boss | S8 96208 | M8 96208 |
| 12-07 | 330 5.4L (Connector for Coil on Plug, 8 Req.) | | CC-506 ☉ |
| 14-13 | 351 5.8L (Connector for Coil on Plug, 8 Req.) | | CC-506 ☉ |
| 73-70 | 351 5.8L (C) | S8 96208 | M8 96208 |
| 71-67 | 390 6.4L, 429 7.0L | S8 96208 | M8 96208 |
| 69-65 | 289 4.7L, 302 5.0L Exc. Boss, 351 5.8L | S8 96209 | M8 96209 |

FORD - PINTO

| | | | |
|-------|------------------------------------|----------|----------|
| 80-77 | 140 2.3L | S4 98923 | M4 98923 |
| 76-71 | All 4 Cyl. | S4 28222 | M4 28222 |
| 79-75 | All 6 Cyl. with Bosch Distributor | S6 96227 | M6 96227 |
| 79-77 | 171 2.8L All with Ford Distributor | S6 98925 | M6 98925 |
| 76-74 | All | S6 96227 | M6 96227 |

FORD - PROBE

| | | | |
|-------|-----------------------|----------|----------|
| 97-93 | 122 2.0L w/ A.T., M.T | S4 29245 | M4 29245 |
| 92-89 | 134 2.2L | S4 29267 | M4 29267 |
| 97-93 | 153 2.5L | S6 29270 | M6 29270 |
| 92-90 | 183 3.0L | S6 29241 | M6 29241 |

☉ Connector for Coil on Plug (CC)

FORD - TAURUS

| YEAR | ENGINE & MODEL | FIT OEM SUPPRESSOR B&B WIRE | FIT OEM PLATINUM CLASS LASER MAG |
|-------|---|-----------------------------------|--|
| 91-86 | 153 2.5L | S4 98944 | M4 98944 |
| 07-01 | 182 3.0L (U, 2) OHV. | S6 98232 | M6 98932 |
| 05-00 | 182 3.0L (S) (Connector for Coil on Plug, 6 Req.) | | CC-507 ⊙ |
| 04-01 | 182 3.0L (S) DOHC | S6 98234 | M6 98234 |
| 00-96 | 183 3.0L Dis OHV | S6 98209 | M6 98209 |
| 99-93 | 183 3.0L (Flex Fuel Dis) SOHC, DOHC | S6 98210 | M6 98210 |
| 00-96 | 183 3.0L Taurus LX DOHC 24V. IPC Boot | S6 98236 | M6 98236 |
| 95-94 | 195 3.2L (MFI, SHO with AT) | S6 98201 | M6 98201 |
| 95-89 | 182 3.0L (MFI, SHO, M/T) | S6 98201 | M6 98201 |
| 95-86 | 182 3.0L (MFI, ECX, SHO) | S6 29241 | M6 29241 |
| 99-96 | 3.4L (Connector for Coil on Plug, 6 Req.) | | CC-549 ⊙ |
| 95-91 | 232 3.8L (EFI) | S6 98204 | M6 98204 |

FORD - TEMPO

| | | | |
|-------|----------|----------|----------|
| 94-84 | 140 2.3L | S4 98944 | M4 98944 |
| 94-92 | 182 3.0L | S6 29241 | M6 29241 |

FORD - THUNDERBIRD

| | | | |
|-------|---------------------------------|----------|----------|
| 88-83 | 140 2.3L | S4 98924 | M4 98924 |
| 97-89 | 232 3.8L w/o SC | S6 98964 | M6 98964 |
| 96-89 | 232 3.8L with SC | S6 98206 | M6 98206 |
| 88 | 232 3.8L | S6 98964 | M6 98964 |
| 87-84 | 232 3.8L with Male Coil Tower | S6 98961 | M6 98961 |
| 87-82 | 232 3.8L with Female Coil Tower | S6 98942 | M6 98942 |
| 81-80 | 200 3.3L | S6 98927 | M6 98927 |

8 Cylinder

| | | | |
|-------|--|----------|----------|
| 05-02 | 242 3.9L (A) DOHC (Conn. for Coil on Plug, 8 Req.) | | CC-508 ⊙ |
| 97-94 | 281 4.6L (MFI) | S8 98400 | M8 98400 |
| 93-91 | 302 5.0L | S8 98401 | M8 98401 |
| 88-84 | 302 5.0L | S8 98947 | M8 98947 |
| 83-78 | 255 4.2L, 302 5.0L | S8 98403 | M8 98403 |
| 79-77 | 351 5.8L, 400 6.6L Modified | S8 98929 | M8 98929 |
| 79 | 351 5.8L Windsor | S8 98403 | M8 98403 |
| 77 | 302 5.0L | S8 98929 | M8 98929 |
| 76-69 | All | S8 96213 | M8 96213 |
| 68-60 | All | S8 96208 | M8 96208 |

⊙ Connector for Coil on Plug (CC)

FORD - TORINO, LTD II

| YEAR | ENGINE & MODEL | FIT OEM | |
|-------|--|------------------------|-----------------------------|
| | | SUPPRESSOR B&B WIRE | PLATINUM CLASS LASER MAG |
| 73-65 | All 6 Cylinder | S6 46202 | M6 46202 |
| 79-78 | 302 5.0L | S8 98403 | M8 98403 |
| 79-77 | 351 5.8L, 400 6.6L | S8 98929 | M8 98929 |
| 77 | 302 5.0L | S8 98929 | M8 98929 |
| 76-69 | 302 5.0L, 351 5.8L (W) | S8 96209 | M8 96209 |
| 74-69 | 351 5.8L (C), 390 6.4L, 400 6.6L, 429 7.0L | S8 96208 | M8 96208 |
| 76-75 | 351 5.8L, 400 6.6L, 460 7.5L | S8 96215 | M8 96215 |
| 68-61 | 352 5.8L, 390 6.4L, 427 7.0L | S8 96208 | M8 96208 |

LINCOLN - CONTINENTAL

| | | | |
|-------|---|----------|----------|
| 94-91 | 232 3.8L | S6 98204 | M6 98204 |
| 90-88 | 232 3.8L | S6 98964 | M6 98964 |
| 82 | 232 3.8L | S6 98942 | M6 98942 |
| 02-98 | 281 4.6L (V) (Connector for Coil on Plug, 8 Req.) | | CC-506 ☉ |
| 98-95 | 281 4.6L DOHC | S8 98410 | M8 98410 |
| 87-84 | 302 5.0L | S8 98947 | M8 98947 |
| 83-80 | 302 5.0L | S8 98403 | M8 98403 |
| 79-77 | 400 6.6L, 460 7.5L | S8 98929 | M8 98929 |
| 76-75 | 460 7.5L | S8 96215 | M8 96215 |
| 74-61 | All | S8 96208 | M8 96208 |

LINCOLN - MARK

| | | | |
|-------|---|----------|----------|
| 98 | 281 4.6L (V) Mark VIII (Conn. for Coil on Plug, 8 Req.) | | CC-506 ☉ |
| 98-93 | 281 4.6L Mark VIII | S8 98419 | M8 98419 |
| 92-85 | 302 5.0L with LSC | S8 98403 | M8 98403 |
| 90-89 | 302 5.0L w/o LSC | S8 98949 | M8 98949 |
| 87-85 | 302 5.0L w/o LSC | S8 98403 | M8 98403 |
| 84 | 302 5.0L | S8 98947 | M8 98947 |
| 83-80 | 302 5.0L | S8 98403 | M8 98403 |
| 07-06 | 330 5.4L (5) Mark LT (Conn. for Coil on Plug, 8 Req.) | | CC-537 ☉ |
| 80 | 351 5.8L | S8 98403 | M8 98403 |
| 79-77 | 400 6.6L | S8 98929 | M8 98929 |
| 78-77 | 460 7.5L | S8 98929 | M8 98929 |
| 76-75 | 460 7.5L | S8 96215 | M8 96215 |
| 74-68 | All | S8 96208 | M8 96208 |

☉ Connector for Coil on Plug (CC)

LINCOLN - LS

| YEAR | ENGINE & MODEL | <u>FIT OEM</u> SUPPRESSOR B&B WIRE | <u>FIT OEM</u> PLATINUM CLASS LASER MAG |
|-------------|---|--|---|
| 05-00 | 182 3.0L (S) DOHC (Conn. for Coil on Plug, 6 Req.)..... | | CC-545 ⊙ |
| 06-00 | 240 3.9L V8 (A) (Conn. for Coil on Plug, 8 Req.)..... | | CC-508 ⊙ |

LINCOLN - TOWN CAR

| | | | |
|-------------|--|----------|----------|
| 11-99..... | 281 4.6L (Connector for Coil on Plug, 8 Req.)..... | | CC-500 ⊙ |
| 98-96 | 281 4.6L SOHC 2V Duck Bill Boot..... | S8 98409 | M8 98409 |
| 95-91 | 281 4.6L..... | S8 98406 | M8 98406 |
| 90..... | 302 5.0L..... | S8 98403 | M8 98403 |
| 89-86 | 302 5.0L..... | S8 98949 | M8 98949 |
| 85-84 | 302 5.0L..... | S8 98947 | M8 98947 |
| 83-81 | 302 5.0L..... | S8 98403 | M8 98403 |

LINCOLN - VERSAILLES

| | | | |
|-------------|-------------------------|----------|----------|
| 80-78 | 302 5.0L..... | S8 98403 | M8 98403 |
| 77..... | 302 5.0L, 351 5.8L..... | S8 98929 | M8 98929 |

MERCURY - BOBCAT

| | | | |
|-------------|--------------------------------------|----------|----------|
| 80-77 | 140 2.3L..... | S4 98923 | M4 98923 |
| 76-75 | 140 2.3L..... | S4 28222 | M4 28222 |
| 79-75 | 171 2.8L with Bosch Distributor..... | S6 96227 | M6 96227 |
| 79-77 | 171 2.8L with Ford Distributor..... | S6 98925 | M6 98925 |

MERCURY - CAPRI

| | | | |
|-------------|---------------|----------|----------|
| 94-91 | 98 1.6L | S4 98006 | M4 98006 |
| 86-77 | 140 2.3L..... | S4 98923 | M4 98923 |
| 76-72 | All..... | S4 28222 | M4 28222 |

⊙ Connector for Coil on Plug (CC)

MERCURY - CAPRI

| YEAR | ENGINE & MODEL | FIT OEM | |
|-------|---|------------------------|-----------------------------|
| | | SUPPRESSOR B&B WIRE | PLATINUM CLASS LASER MAG |
| 86-84 | 232 3.8L with EEC IV | S6 98961 | M6 98961 |
| 86-83 | 232 3.8L w/o EEC IV | S6 98942 | M6 98942 |
| 82-79 | 200 3.3L | S6 98927 | M6 98927 |
| 79-77 | 171 2.8L with Ford Distributor | S6 98925 | M6 98925 |
| 76-72 | 159 2.6L, 171 2.8L with Bosch Distributor | S6 96227 | M6 96227 |
| 86-79 | All 8 Cylinder | S8 98403 | M8 98403 |

MERCURY - COUGAR

| | | | |
|-------|---------------------------------|----------|----------|
| 02-99 | 122 2.0L Zetec | S4 98026 | M4 98026 |
| 86-81 | 140 2.3L | S4 98923 | M4 98923 |
| 02-01 | 152 2.5L DOHC | S6 29233 | M6 29233 |
| 00-99 | 152 2.5L | S6 29213 | M6 29213 |
| 98-97 | 232 3.8L | S6 98212 | M6 98212 |
| 96-89 | 232 3.8L EXE SC | S6 98964 | M6 98964 |
| 93-89 | 232 3.8L SC | S6 98206 | M6 98206 |
| 88 | 232 3.8L | S6 98964 | M6 98964 |
| 87-82 | 232 3.8L with Female Coil Tower | S6 98942 | M6 98942 |
| 86-84 | 232 3.8L with Male Coil Tower | S6 98961 | M6 98961 |
| 82-80 | 200 3.3L | S6 98927 | M6 98927 |

8 Cylinder

| | | | |
|-------|---|----------|----------|
| 97-94 | 281 4.6L | S8 98400 | M8 98400 |
| 93-91 | 302 5.0L | S8 98401 | M8 98401 |
| 88 | 302 5.0L | S8 98949 | M8 98949 |
| 87-85 | 302 5.0L | S8 98947 | M8 98947 |
| 84-79 | 255 4.2L, 302 5.0L | S8 98403 | M8 98403 |
| 79-77 | 351 5.8L, 400 6.6L | S8 98929 | M8 98929 |
| 77 | 302 5.0L | S8 98929 | M8 98929 |
| 76-68 | 390 6.4L, 400 6.6L, 428, 429 7.0L, 460 7.5L | S8 96208 | M8 96208 |
| 74-67 | 289 4.7L, 302 5.0L, 351 5.8L | S8 96209 | M8 96209 |

MERCURY - LYNX, LN7

| | | | |
|-------|--|----------|----------|
| 87-83 | 98 1.6L, 116 1.9L with Mail Coil Tower | S4 98924 | M4 98924 |
| 83-81 | 98 1.6L with Female Coil Tower | S4 98932 | M4 98932 |

MERCURY-MARQUIS, GRAND MARQUIS

| YEAR | ENGINE & MODEL | FIT OEM | |
|-------------|--------------------------------------|------------------------|-----------------------------|
| | | SUPPRESSOR B&B WIRE | PLATINUM CLASS LASER MAG |
| 86-83 | 140 2.3L..... | S4 98923 | M4 98923 |
| 86-83 | 232 3.8L with Male Coil Tower..... | S6 98961 | M6 98961 |
| 86-83 | 232 3.8L with Female Coil Tower..... | S6 98942 | M6 98942 |

8 Cylinder

| | | | |
|-------------|---|----------------|----------|
| 11-00..... | 281 4.6L (V, W) (Connector for Coil on Plug, 8 Req.)..... | | CC-500 ☉ |
| 99-96 | 281 4.6L..... | S8 98400 | M8 98400 |
| 95-92 | 281 4.6L..... | S8 98406 | M8 98406 |
| 91-86 | 302 5.0L..... | S8 98949 | M8 98949 |
| 89-86 | 351 5.8L..... | S8 98403 | M8 98403 |
| 85-84 | 302 5.0L with Female Coil Tower..... | S8 98403 | M8 98403 |
| 85-84 | 302 5.0L with Male Coil Tower..... | S8 98947 | M8 98947 |
| 83-79 | 255 4.2L, 302 5.0L, 351 5.8L..... | S8 98403 | M8 98403 |
| 78-77 | 351 5.8L, 400 6.6L, 460 7.5L..... | S8 98929 | M8 98929 |
| 76-75 | 400 6.6L, 460 7.5L..... | S8 96215 | M8 96215 |
| 74-68 | All..... | S8 96208 | M8 96208 |

MERCURY - MARAUDER

| | | | |
|-------------|--|--|----------|
| 04-03 | 281 4.6L (V) (Connector for Coil on Plug, 8 Req.)..... | | CC-506 ☉ |
|-------------|--|--|----------|

MERCURY - MERKUR SCORPIO

| | | | |
|-------------|---------------|----------------|----------|
| 89-88 | 177 2.9L..... | S6 98960 | M6 98960 |
|-------------|---------------|----------------|----------|

MERCURY - MERKUR XR4TI

| | | | |
|-------------|---------------|----------------|----------|
| 89-85 | 140 2.3L..... | S4 98923 | M4 98923 |
|-------------|---------------|----------------|----------|

MERCURY - MILAN

| | | | |
|-------------|--|--|----------|
| 09-06 | 140 2.3L (Connector for Coil on Plug, 4 Req.)..... | | CC-546 ☉ |
|-------------|--|--|----------|

☉ Connector for Coil on Plug (CC)

MERCURY - MONARCH

| YEAR | ENGINE & MODEL | FIT OEM | |
|-------|------------------------|------------------------|-----------------------------|
| | | SUPPRESSOR B&B WIRE | PLATINUM CLASS LASER MAG |
| 80-77 | All | S6 98927 | M6 98927 |
| 76-75 | All | S6 46202 | M6 46202 |
| 80-78 | 255 4.2L, 302 5.0L | S8 98403 | M8 98403 |
| 77 | 302 5.0L, 351 5.8L | S8 98929 | M8 98929 |
| 76-75 | 302 5.0L, 351 5.8L (W) | S8 96215 | M8 96215 |

MERCURY - MONTEGO

| | | | |
|-------|--|--------|---|
| 07-05 | 183 3.0L DOHC (Connector for Coil on Plug, 6 Req.) | CC-507 | ⊗ |
|-------|--|--------|---|

MERCURY - MYSTIQUE

| | | | |
|-------|-----------------------------|----------|----------|
| 00-99 | 121 2.0L DOHC After 5/3/99 | S4 29012 | M4 29012 |
| 99-95 | 122 2.0L DOHC Before 5/3/99 | S4 98026 | M4 98026 |
| 00-95 | 153 2.5L DOHC | S6 29213 | M6 29213 |

MERCURY - SABLE

| | | | |
|-------|--|----------|----------|
| 86 | 153 2.5L | S4 98944 | M4 98944 |
| 05-01 | 182 3.0L (2, U) SOHC 12V OHV | S6 98232 | M6 98232 |
| 05-01 | 182 3.0L (S) DOHC 24V | S6 98234 | M6 98234 |
| 05-04 | 182 3.0L DOHC (Conn. for Coil on Plug, 6 Req.) | CC-507 | ⊗ |
| 01-93 | 183 3.0L DOHC (Flex Fuel Dis.) | S6 98210 | M6 98210 |
| 00-96 | 183 3.0L (U) OHV SOHC 12V | S6 98209 | M6 98209 |
| 00-96 | 183 3.0L (S) DOHC 24V PC Boot | S6 98236 | M6 98236 |
| 00 | 182 3.0L (S) (Conn. for Coil on Plug, 6 Req.) | CC-507 | ⊗ |
| 95-86 | 182 3.0L | S6 29241 | M6 29241 |
| 95-91 | 232 3.8L | S6 98204 | M6 98204 |
| 90-88 | 232 3.8L | S6 98964 | M6 98964 |

⊗ Connector for Coil on Plug (CC)

MERCURY - TOPAZ

| YEAR | ENGINE & MODEL | FIT OEM | |
|-------------|----------------|------------------------|-----------------------------|
| | | SUPPRESSOR B&B WIRE | PLATINUM CLASS LASER MAG |
| 94-84 | 140 2.3L..... | S4 98944 | M4 98944 |
| 94-92 | 182 3.0L..... | S6 29241 | M6 29241 |

MERCURY - TRACER

| | | | |
|-------------|---------------------|----------------|----------|
| 99-97 | 121 2.0L SOHC | S4 98009 | M4 98009 |
| 98..... | 121 2.0L DOHC | S4 98026 | M4 98026 |
| 96-91 | 110 1.8L | S4 29262 | M4 29262 |
| 96-91 | 116 1.9L | S4 98001 | M4 98001 |
| 90-87 | 98 1.6L | S4 29261 | M4 29261 |

MERCURY - ZEPHYR

| | | | |
|-------------|-------------------------|----------------|----------|
| 83-78 | 140 2.3L | S4 98923 | M4 98923 |
| 83-78 | 200 3.3L, 250 4.1L..... | S6 98927 | M6 98927 |
| 82-78 | 255 4.2L, 302 5.0L..... | S8 98403 | M8 98403 |

OLDSMOBILE 4 CYLINDER

| | | | |
|-------------|---|----------------|----------|
| 04-02 | 134 2.2L (F) Alero (Conn. for Coil on Plug, 4 Req.)..... | | CC-505 ⊙ |
| 01-99 | 146 2.4L (T) Alero Exc. Heavy Duty (Connector for Coil on Plug, 4 Req.) | | CC-509 ⊙ |
| 98-96 | 146 2.4L (T) Achieva Exc. Heavy Duty (Connector for Coil on Plug, 4 Req.) | | CC-509 ⊙ |
| 96-93 | 134 2.2L (4) Cutlass Ciera..... | S4 29189 | M4 29189 |
| 95-92 | 138 2.3L (A, D, 3) Achieva Exc. Heavy Duty (Connector for Coil on Plug, 4 Req.) | | CC-509 ⊙ |
| 92-87 | 151 2.5L (R) Cutlass Ciera | S4 48491 | M4 48491 |
| 91-88 | 151 2.5L (U) Cutlass Calais..... | S4 48491 | M4 48491 |
| 91-90 | 138 2.3L (A, D) Cutlass Supreme Exc. Heavy Duty (Connector for Coil on Plug, 4 Req.) | | CC-509 ⊙ |
| 91-88 | 138 2.3L (A, D) Cutlass Calais Exc. Heavy Duty (Conn. for Coil on Plug, 4 Req.)..... | | CC-509 ⊙ |
| 90-87 | 151 2.5L (R) Cutlass Cruiser | S4 48491 | M4 48491 |
| 88-87 | 121 2.0L (1) Firenza | S4 48494 | M4 48494 |
| 88-87 | 121 2.0L (K) Firenza | S4 48480 | M4 48480 |

⊙ Connector for Coil on Plug (CC)

OLDSMOBILE 4 CYLINDER

| YEAR | ENGINE & MODEL | FIT OEM | |
|-------------|--|------------------------|-----------------------------|
| | | SUPPRESSOR B&B WIRE | PLATINUM CLASS LASER MAG |
| 88..... | 151 2.5L (R) Cutlass Ciera | S4 48491 | M4 48491 |
| 87..... | 151 2.5L (U) Calais..... | S4 48491 | M4 48491 |
| 86..... | 118 1.8L, 121 2.0L Firenza | S4 48480 | M4 48480 |
| 86-85 | 151 2.5L Cutlass Ciera, Calais | S4 48495 | M4 48495 |
| 85-84 | 118 1.8L, 121 2.0L..... | S4 48480 | M4 48480 |
| 84-83 | 151 2.5L Ciera, Omega | S4 48467 | M4 48467 |
| 83..... | 112 1.8L, 121 2.0L..... | S4 48480 | M4 48480 |
| 82..... | 112 1.8L Firenza | S4 48467 | M4 48467 |
| 82..... | 151 2.5L Omega, Cutlass, Ciera, Supreme..... | S4 48467 | M4 48467 |
| 81..... | 151 2.5L Omega..... | S4 48467 | M4 48467 |
| 80..... | 151 2.5L Omega, Starfire | S4 48467 | M4 48467 |
| 79..... | 151 2.5L Starfire | S4 48467 | M4 48467 |
| 78-76 | 140 2.3L (B) & 151 2.5L Starfire | S4 48460 | M4 48460 |

OLDSMOBILE 6 CYLINDER

| | | | |
|-------------|--|----------------|----------|
| 04-00 | 207 3.4L (E) Alero GL..... | S6 48302 | M6 48302 |
| 02-01 | 212 3.5L (H) Aurora (Conn. for Coil on Plug, 6 Req.)..... | | CC-547 ☉ |
| 02-99 | 212 3.5L (H) Intrigue DOHC (Conn. for Coil on Plug, 6 Req.)..... | | CC-547 ☉ |
| 99..... | 231 3.8L (K) 88, LSS | S6 48301 | M6 48301 |
| 99..... | 207 3.4L (E) Alero GL..... | S6 48337 | M6 48337 |
| 99-98 | 231 3.8L (K) Intrigue..... | S6 48308 | M6 48308 |
| 99-97 | 189 3.1L (M) Cutlass, Cutlass Supreme, Achieva | S6 48337 | M6 48337 |
| 99-96 | 231 3.8L (1) LSS (Super Charged)..... | S6 48361 | M6 48361 |
| 98-96 | 231 3.8L (K) 88, 98, LSS | S6 48336 | M6 48336 |
| 96..... | 189 3.1L (M) Achieva, Cutlass | S6 48337 | M6 48337 |
| 96..... | 207 3.4L (X) Cutlass Supreme | S6 48344 | M6 48344 |
| 96-94 | 189 3.1L (M) Cutlass Ciera | S6 48404 | M6 48404 |
| 95-94 | 207 3.4L (X) Cutlass Supreme | S6 48338 | M6 48338 |
| 95-94 | 231 3.8L (I) (L) 88, Royale, 98 Regency..... | S6 48337 | M6 48337 |
| 95-94 | 189 3.1L (M) Achieva..... | S6 48337 | M6 48337 |
| 95-94 | 231 3.8L (1) (N) 88 Royale, 98 Regency | S6 48404 | M6 48404 |
| 94-93 | 189 3.1L (M) Cutlass Supreme..... | S6 48404 | M6 48404 |
| 93..... | 204 3.3L (N) Achieva, Cutlass Ciera..... | S6 48404 | M6 48404 |
| 93-91 | 207 3.4L (X) Cutlass Supreme | S6 48328 | M6 48328 |
| 93..... | 231 3.8L (L) 88, 98 | S6 48404 | M6 48404 |
| 92..... | 204 3.3L (N) Achieva, Cutlass Ciera..... | S6 48404 | M6 48404 |
| 92..... | 231 3.8L (L,1) 98, 88, Custom Cruiser with Magnavox System..... | S6 48403 | M6 48403 |

☉ Connector for Coil on Plug (CC)

OLDSMOBILE 6 CYLINDER

| YEAR | ENGINE & MODEL | FIT OEM | |
|-------------|--|------------------------|-----------------------------|
| | | SUPPRESSOR B&B WIRE | PLATINUM CLASS LASER MAG |
| 92..... | 231 3.8L (L,1) Toronado, 88, 98, Custom Cruiser, Trofeo with Delco System..... | S6 48404 | M6 48404 |
| 92-89 | 189 3.1L (T, D) Cutlass Supreme | S6 48339 | M6 48339 |
| 91-90 | 231 3.8L (C) 88, 98, Custom Cruiser, Delta 88..... | S6 48403 | M6 48403 |
| 91..... | 231 3.8L (L) Toronado, Trofeo | S6 48404 | M6 48404 |
| 90..... | 231 3.8L (C) Toronado, Trofeo..... | S6 48403 | M6 48403 |
| 91-89 | 204 3.3L (N) Cutlass Calais, Cutlass Ciera, Cutlass Cruiser | S6 48404 | M6 48404 |
| 89..... | 231 3.8L (C) Toronado, Delta 88, 98, Trofeo Custom Cruiser..... | S6 48403 | M6 48403 |
| 89-87 | 173 2.8L (W) Cutlass Ciera, Cutlass Cruiser..... | S6 48339 | M6 48339 |
| 88..... | 173 2.8L (W) Cutlass Supreme | S6 48339 | M6 48339 |
| 88..... | 184 3.0L (L) Calais | S6 48401 | M6 48401 |
| 88..... | 231 3.8L (C) Ninety Eight (FWD), Toronado, Delta 88, Trofeo, Custom Cruiser | S6 48403 | M6 48403 |
| 88-87 | 231 3.8L (3) Cutlass Ciera, Cutlass Cruiser | S6 48404 | M6 48404 |
| 88..... | 231 3.8L (3) Delta 88, Custom Cruiser | S6 48404 | M6 48404 |
| 87..... | 173 2.8L (W) Firenza | S6 48410 | M6 48410 |
| 87..... | 184 3.0L (L) Calais, Calais Supreme..... | S6 48401 | M6 48401 |
| 87-86 | 231 3.8L (A) Cutlass Supreme & Salon..... | S6 48343 | M6 48343 |
| 87..... | 231 3.8L (3) Cutlass Ciera, LS, 98 Regency, Tornado, Delta 88, Royale | S6 48401 | M6 48401 |
| 86..... | 173 2.8L Cutlass Ciera Transverse, Firenza | S6 29163 | M6 29163 |
| 86-85 | 184 3.0L Calais..... | S6 48401 | M6 48401 |
| 86..... | 184 3.0L Delta 88 | S6 48401 | M6 48401 |
| 86..... | 231 3.8L Cutlass Ciera, Delta 88, 98, Toronado..... | S6 48401 | M6 48401 |
| 85..... | 173 2.8L Cutlass Ciera, Firenza | S6 29163 | M6 29163 |
| 85..... | 184 3.0L Cutlass Ciera, 98 Regency..... | S6 48343 | M6 48343 |
| 85..... | 231 3.8L Cutlass Ciera, 98 Regency, (Jump Start After10/1/84) | S6 48343 | M6 48343 |
| 85..... | 231 3.8L Delta 88, Cutlass Supreme..... | S6 48343 | M6 48343 |
| 84..... | 173 2.8L Cutlass Ciera, Omega | S6 48484 | M6 48484 |
| 84..... | 184 3.0L Ciera, 98 | S6 48343 | M6 48343 |
| 84..... | 231 3.8L Ciera, Cutlass, Delta 88, 98..... | S6 48343 | M6 48343 |
| 84..... | 252 4.1L Toronado..... | S6 48343 | M6 48343 |
| 83..... | 173 2.8L (X, Z) Cutlass Ciera, Omega | S6 48483 | M6 48483 |
| 83..... | 184 3.0L Ciera | S6 48343 | M6 48343 |
| 83..... | 231 3.8L Cutlass, Delta 88, 98 | S6 48343 | M6 48343 |
| 83-82 | 252 4.1L Delta 88, 98 Toronado | S6 48343 | M6 48343 |
| 82-80 | 173 2.8L Omega | S6 48343 | M6 48343 |
| 82..... | 184 3.0L Cutlass Ciera | S6 48484 | M6 48484 |
| 82-81 | 231 3.8L Cutlass, Supreme | S6 48343 | M6 48343 |
| 82..... | 231 3.8L, 252 4.1L Delta 88, 98 | S6 48343 | M6 48343 |

OLDSMOBILE 6 CYLINDER

| YEAR | ENGINE & MODEL | FIT OEM | |
|-------------|---|------------------------|-----------------------------|
| | | SUPPRESSOR B&B WIRE | PLATINUM CLASS LASER MAG |
| 81..... | 252 4.1L Delta 88, 98, Toronado | S6 48343 | M6 48343 |
| 80..... | 231 3.8L Cutlass, Delta 88, 98, Starfire | S6 48343 | M6 48343 |
| 79-78 | 231 3.8L Cutlass, Delta 88, 98, Omega, Starfire | S6 48343 | M6 48343 |
| 77..... | 231 3.8L Delta 88, 98, Omega, Cutlass, Starfire | S6 48343 | M6 48343 |
| 76-75 | 231 3.8L Starfire | S6 48343 | M6 48343 |
| 76-75 | 250 4.1L Cutlass, Omega | S6 48461 | M6 48461 |
| 74-64 | All | S6 46202 | M6 46202 |

OLDSMOBILE 8 CYLINDER

| | | | |
|-------------|--|----------------|----------|
| 03-01 | 244 4.0L (C) Aurora (Connector for Coil on Plug, 8 Req.) | | CC-511 ⊙ |
| 99-95 | 244 4.0L (C) Aurora | S8 48310 | M8 48310 |
| 92-91 | 305 5.0L & 350 5.7L Custom Cruiser | S8 48426 | M8 48426 |
| 90-88 | 305 5.0L Custom Cruiser | S8 48459 | M8 48459 |
| 87-83 | 307 5.0L (9, Y) Cutlass Supreme, Toronado | S8 48459 | M8 48459 |
| 87-83 | 305 5.0L (H) Cutlass Supreme | S8 48472 | M8 48472 |
| 82-81 | 260 4.3L, 305 5.0L Custom Cruiser, Cutlass Calais, Cutlass Cruiser, Cutlass Supreme, Delta 88, Toronado | S8 48459 | M8 48459 |
| 82-81 | 267 4.4L Cutlass Calais, Cutlass Supreme, Delta 88 | S8 48472 | M8 48472 |
| 80..... | 305 5.0L (Y) 98, Custom Cruiser, Delta 88, Toronado | S8 48459 | M8 48459 |
| 80..... | 305 5.0L Cutlass | S8 48471 | M8 48471 |
| 79-78 | 260 4.3L 98, Cutlass, Cutlass Salon, Delta 88, | S8 48459 | M8 48459 |
| 79..... | 301 4.9L Delta 88 | S8 48464 | M8 48464 |
| 79-78 | 305 5.0L, 350 (L) 5.7L Omega | S8 48453 | M8 48453 |
| 79..... | 305 5.0L Starfire | S8 48462 | M8 48462 |
| 79..... | 350 (L) 5.7L Cutlass | S8 48471 | M8 48471 |
| 79..... | 350 (R) 5.7L Cutlass, Cutlass Salon, Toronado | S8 48459 | M8 48459 |
| 79..... | 350 (R) 5.7L, 403 6.6L 98, Delta 88, | S8 48459 | M8 48459 |
| 78..... | 305 5.0L, 350 5.7L Cutlass | S8 48472 | M8 48472 |
| 78..... | 305 5.0L Starfire | S8 48462 | M8 48462 |
| 78..... | 260 4.3L, 350 5.7L (R), 403 6.6L Custom Cruiser, Delta 88 | S8 48459 | M8 48459 |
| 77..... | 260 4.3L, 350 5.7L (R), 403 6.6L Custom Cruiser, Cutlass Salon, Cutlass Supreme, Cutlass, Delta 88, Toronado | S8 48459 | M8 48459 |
| 77..... | 305 5.0L, 350 5.7L (L) Delta 88, Omega, Starfire | S8 48453 | M8 48453 |

⊙ Connector for Coil on Plug (CC)

OLDSMOBILE 8 CYLINDER

| YEAR | ENGINE & MODEL | FIT OEM | |
|-------|---|------------------------|-----------------------------|
| | | SUPPRESSOR B&B WIRE | PLATINUM CLASS LASER MAG |
| 76-75 | 350 5.7L Omega | S8 48457 | M8 48457 |
| 76-75 | 260 4.3L, 350 5.7L, 455 7.5L Custom Cruiser, Cutlass, Cutlass Salon, Cutlass Supreme, Cutlass Tiara, Delta 88, Toronado | S8 48459 | M8 48459 |
| 74 | All w/High Energy Ignition | S8 48459 | M8 48459 |
| 74 | All wo/High Energy Ignition | S8 96215 | M8 96215 |
| 73 | All | S8 96215 | M8 96215 |
| 72-57 | All | S8 96213 | M8 96213 |

PLYMOUTH - ACCLAIM

| | | | |
|-------|--------------------|----------|----------|
| 95-89 | 153 2.5L | S4 57330 | M4 57330 |
| 95-89 | 183 3.0L, 201 3.3L | S6 58370 | M6 58370 |

PLYMOUTH - ARROW

| | | | |
|-------|------------------|----------|----------|
| 80-78 | 1.6L, 2.0L, 2.6L | S4 28141 | M4 28141 |
| 77-76 | 1.6L | S4 29174 | M4 29174 |
| 77-76 | 2.0L | S4 28141 | M4 28141 |

PLYMOUTH - BREEZE

| | | | |
|-------|-------------------|----------|----------|
| 00-96 | 148 2.4L (X) DOHC | S4 28157 | M4 28157 |
| 00-96 | 122 2.0L (C) SOHC | S4 58348 | M4 58348 |

PLYMOUTH - CARAVELLE

| | | | |
|-------|---------------------|----------|----------|
| 88-83 | 135 2.2L, 153 2.5L | S4 57330 | M4 57330 |
| 85 | 156 2.6L | S4 28149 | M4 28149 |
| 84-81 | 156 2.6L | S4 28141 | M4 28141 |
| 83-79 | 225 3.7L | S6 57304 | M6 57304 |
| 88-79 | 318 5.2L & 360 5.9L | S8 57316 | M8 57316 |

PLYMOUTH - CHAMP

| YEAR | ENGINE & MODEL | FIT OEM | |
|-------|----------------|------------------------|-----------------------------|
| | | SUPPRESSOR B&B WIRE | PLATINUM CLASS LASER MAG |
| 82-80 | 1.4L | S4 28779 | M4 28779 |
| 82-80 | 1.6L, | S4 28141 | M4 28141 |
| 79 | 1.4L, 1.6L | S4 28141 | M4 28141 |

PLYMOUTH - COLT, COLT VISTA

| | | | |
|-------|----------------------------|----------|----------|
| 95-92 | 1.5L | S4 28162 | M4 28162 |
| 94-91 | 1.8L | S4 28151 | M4 28151 |
| 95-94 | 2.4L | S4 28151 | M4 28151 |
| 93-92 | 2.4L | S4 28149 | M4 28149 |
| 91-89 | 1.5L Exc. Sta. Wagon, 1.8L | S4 28149 | M4 28149 |
| 91-87 | 2.0L From 11/86 | S4 28149 | M4 28149 |
| 90 | 1.5L Sta. Wagon | S4 28779 | M4 28779 |
| 90 | 1.6L | S4 28148 | M4 28148 |
| 89 | 1.6L | S4 28779 | M4 28779 |
| 88-87 | 1.5L | S4 28779 | M4 28779 |
| 87 | 2.0L To 11/86 | S4 28141 | M4 28141 |
| 87-85 | 1.6L | S4 28779 | M4 28779 |
| 86-85 | 1.5L, 2.0L | S4 28141 | M4 28141 |
| 84-81 | 1.4L | S4 28779 | M4 28779 |
| 84-81 | 1.6L, 2.0L | S4 28141 | M4 28141 |
| 80-78 | 1.4L, 1.6L, 2.0L, 2.6L | S4 28141 | M4 28141 |
| 77-76 | 2.0L | S4 28141 | M4 28141 |
| 77-76 | 1.6L, 2.0L | S4 29174 | M4 29174 |

PLYMOUTH - CONQUEST

| | | | |
|-------|--------------------|----------|----------|
| 86-84 | 124 2.0L, 156 2.6L | S4 28141 | M4 28141 |
|-------|--------------------|----------|----------|

PLYMOUTH - GRAND FURY, FURY

| | | | |
|-------|------------------------------|----------|----------|
| 83-75 | 225 3.7L | S6 57304 | M6 57304 |
| 73-70 | 225 3.7L | S6 57306 | M6 57306 |
| 90-80 | 318 5.2L, 360 5.9L | S8 57316 | M8 57316 |
| 78-57 | 318 5.2L, 360 5.9L | S8 57317 | M8 57317 |
| 78-69 | 400 6.3L, 440 7.2L | S8 57318 | M8 57318 |
| 68-60 | 361 5.9L, 383 6.3L, 440 7.2L | S8 56214 | M8 56214 |

PLYMOUTH - HORIZON, TURISMO

| YEAR | ENGINE & MODEL | FIT OEM | |
|-------------|----------------|------------------------|-----------------------------|
| | | SUPPRESSOR B&B WIRE | PLATINUM CLASS LASER MAG |
| 90-81 | 135 2.2L..... | S4 57330 | M4 57330 |
| 86-83 | 98 1.6L..... | S4 57340 | M4 57340 |
| 85..... | 98 1.6L..... | S4 57330 | M4 57330 |
| 83-81 | 105 1.7L..... | S4 57333 | M4 57333 |
| 80-78 | 105 1.7L..... | S4 28224 | M4 28224 |

PLYMOUTH - LASER, XE

| | | | |
|-------------|---------------------------|----------------|----------|
| 94-90 | 118 1.8L | S4 28149 | M4 28149 |
| 94-90 | 124 2.0L DOHC Turbo | S4 28148 | M4 28148 |

PLYMOUTH - NEON

| | | | |
|-------------|-------------------------|----------------|----------|
| 99-95 | 122 (Y) 2.0L DOHC | S4 28157 | M4 28157 |
| 01-96 | 122 (C) 2.0L SOHC | S4 58348 | M4 58348 |

PLYMOUTH - PROWLER

| | | |
|-------------|---|----------------|
| 01-99 | 215 3.5L (G) (Connector for Coil on Plug, 6 Req.) | CC-513 ☉ |
| 97..... | 215 3.5L | S6 58369 |

PLYMOUTH - RELIANT

| | | | |
|-------------|-------------------------|----------------|----------|
| 89-81 | 135 2.2L, 153 2.5L..... | S4 57330 | M4 57330 |
| 85..... | 2.6L..... | S4 28149 | M4 28149 |
| 84-81 | 156 2.6L..... | S4 28141 | M4 28141 |

☉ Connector for Coil on Plug (CC)

PLYMOUTH - SAPPORO

| YEAR | ENGINE & MODEL | FIT OEM | |
|-------------|-------------------------|------------------------|-----------------------------|
| | | SUPPRESSOR B&B WIRE | PLATINUM CLASS LASER MAG |
| 83-80 | 156 2.6L..... | S4 28141 | M4 28141 |
| 78..... | 98 1.6L, 156 2.6L | S4 28141 | M4 28141 |

PLYMOUTH - SUNDANCE

| | | | |
|-------------|-------------------------|----------------|----------|
| 94-87 | 135 2.2L, 153 2.5L..... | S4 57330 | M4 57330 |
| 85-81 | 157 2.6L | S4 28141 | M4 28141 |
| 94-92 | 201 3.0L..... | S6 58370 | M6 58370 |

PLYMOUTH - VALIANT, BARRACUDA

| | | | |
|-------------|---|----------------|----------|
| 76-73 | 198 3.2L, 225 3.7L | S6 57304 | M6 57304 |
| 72-60 | 170 2.8L, 198 3.2L, 225 3.7L | S6 57306 | M6 57306 |
| 76-69 | 273 4.5L, 318 5.2L, 340 5.6L, 360 5.9L..... | S8 57317 | M8 57317 |
| 71-69 | 383 6.3L, 440 7.2L | S8 57318 | M8 57318 |
| 68..... | All Exc. 383 6.3L..... | S8 57317 | M8 57317 |
| 68..... | 383 6.3L..... | S8 56214 | M8 56214 |
| 67-64 | All 8 Cyl. | S8 57317 | M8 57317 |

PLYMOUTH - VOLARE

| | | | |
|-------------|-------------------------|----------------|----------|
| 80-76 | 225 3.7L | S6 57304 | M6 57304 |
| 80-79 | 318 5.2L, 360 5.9L..... | S8 57316 | M8 57316 |
| 78-76 | 318 5.2L, 360 5.9L..... | S8 57317 | M8 57317 |

PONTIAC 3 CYLINDER

| YEAR | ENGINE & MODEL | FIT OEM | |
|-------|----------------|------------------------|-----------------------------|
| | | SUPPRESSOR B&B WIRE | PLATINUM CLASS LASER MAG |
| 99-89 | 1.0L Firefly | S3 29275 | M3 29275 |
| 88-85 | 1.0L Firefly | S3 29273 | M3 29273 |

PONTIAC 4 CYLINDER

| | | | |
|-------|---|----------|----------|
| 10 | 98 1.6L G3 | S4 39319 | M4 39319 |
| 08-05 | 98 1.6L Wave & Wave5 | S4 39319 | M4 39319 |
| 06-05 | 134 2.2L (F) Pursuit (Conn. for Coil on Plug, 4 Req.) | | CC-505 ☉ |
| 05-02 | 134 2.2L (F) Grand Am (Conn. for Coil on Plug, 4 Req.) | | CC-505 ☉ |
| 05-02 | 134 2.2L (F) Sunfire (Conn. for Coil on Plug, 4 Req.) | | CC-505 ☉ |
| 02-98 | 134 2.2L (4) Sunfire | S4 48312 | M4 48312 |
| 02-96 | 146 2.4L (T) Sunfire (Conn. for Coil on Plug, 4 Req.) | | CC-509 ☉ |
| 01-96 | 146 2.4L (T) Grand Am (Conn. for Coil on Plug, 4 Req.) | | CC-509 ☉ |
| 99 | 79 1.3L (2) Firefly | S4 29276 | M4 29276 |
| 97-95 | 134 2.2L (4) Sunfire | S4 29189 | M4 29189 |
| 97-94 | 79 1.3L (9) Firefly | S4 29280 | M4 29280 |
| 95 | 138 2.3L (D) Sunfire (Conn. for Coil on Plug, 4 Req.) | | CC-509 ☉ |
| 95-88 | 138 2.3L (D, 3) Grand Am (Conn. for Coil on Plug, 4 Req.) | | CC-509 ☉ |
| 94-92 | 122 2.0L (H) Sunbird | S4 48306 | M4 48306 |
| 93-88 | 98 1.6L (6) Lemans | S4 48493 | M4 48493 |
| 91-90 | 138 2.3L Tempest (Conn. for Coil on Plug, 4 Req.) | | CC-509 ☉ |
| 91-89 | 151 2.5L (U) 6000, Grand Am | S4 48491 | M4 48491 |
| 91-89 | 122 2.0L (K) Grand Am, Lemans, Sunbird | S4 48480 | M4 48480 |
| 88-87 | 151 2.5L (R) 6000, Fiero, Grand Am | S4 48491 | M4 48491 |
| 88-87 | 122 2.0L (K) (M) Sunbird, Grand Am | S4 48480 | M4 48480 |
| 87-82 | 98 1.6L (C) T1000 | S4 48475 | M4 48475 |
| 88-86 | 92 1.5L Sunburst Exc. Turbo | S4 29165 | M4 29165 |
| 88-87 | 92 1.5L Sunburst w/Turbo | S4 29173 | M4 29173 |
| 86-85 | 121 2.0L J2000, Sunbird | S4 48480 | M4 48480 |
| 86-85 | 111,112 1.8L J2000, Sunbird | S4 48480 | M4 48480 |
| 86-85 | 151 2.5L (R,2,U) 6000, Fiero, Firebird, Grand Am | S4 48495 | M4 48495 |
| 84 | 112 1.8L, 121 2.0L J2000, Sunbird | S4 48480 | M4 48480 |
| 84 | 151 2.5L (R,2) 6000, Fiero, Firebird, Phoenix | S4 48467 | M4 48467 |
| 83 | 112 1.8L, 121 2.0L J2000 | S4 48480 | M4 48480 |
| 83-82 | 151 2.5L (R, 2) 6000, Firebird, Phoenix | S4 48467 | M4 48467 |
| 82 | 111, 112 1.8L J2000 | S4 48480 | M4 48480 |
| 81 | 98 1.6L (9) T1000 Exc. A.C. | S4 48475 | M4 48475 |
| 81 | 98 1.6L (9) T1000 w/A.C. | S4 48467 | M4 48467 |
| 81-80 | 151 2.5L (5, V) Phoenix, Sunbird | S4 48467 | M4 48467 |

☉ Connector for Coil on Plug (CC)

PONTIAC 4 CYLINDER

| YEAR | ENGINE & MODEL | FIT OEM | |
|-------------|---|------------------------|-----------------------------|
| | | SUPPRESSOR B&B WIRE | PLATINUM CLASS LASER MAG |
| 79..... | 151 2.5L (V) Sunbird..... | S4 48467 | M4 48467 |
| 78..... | 151 2.5L (V) Phoenix..... | S4 48460 | M4 48460 |
| 78-76 | 140 2.3L (A,B),151 2.5L (V) Astre,Sunbird,Ventura ... | S4 48460 | M4 48460 |
| 63-61 | 195 3.2L Tempest | S4 46224 | M4 46224 |

PONTIAC 6 CYLINDER

| | | | |
|-------------|--|----------|----------|
| 10-06 | 213 3.5L (K,N) & 237 3.9L (1) G6 | S6 48321 | M6 48321 |
| 06-05 | 213 3.5L (8) G6..... | S6 48320 | M6 48320 |
| 05-00 | 207 3.4L (E) Grand Am..... | S6 48302 | M6 48302 |
| 03-01 | 231 3.8L (1) S/C Bonneville..... | S6 48307 | M6 48307 |
| 08-99 | 231 3.8L (1), (K) (2) (4) S/C Grand Prix | S6 48307 | M6 48307 |
| 03-00 | 189 3.1L (J) Grand Prix SE..... | S6 48302 | M6 48302 |
| 05-99 | 231 3.8L (K) Bonneville | S6 48301 | M6 48301 |
| 02-00 | 231 3.8L (K) Firebird..... | S6 48316 | M6 48316 |
| 00..... | 231 3.8L (1) S/C Bonneville..... | S6 48303 | M6 48303 |
| 99-97 | 189 3.1L (M) Grand Am, Grand Prix | S6 48337 | M6 48337 |
| 99..... | 204 & 207 3.4L (E) S/C Grand Am | S6 48337 | M6 48337 |
| 98-97 | 231 3.8L (1) S/C Grand Prix | S6 48309 | M6 48309 |
| 99-96 | 231 3.8L (1) S/C Bonneville..... | S6 48361 | M6 48361 |
| 99-95 | 231 3.8L (K) Firebird..... | S6 48340 | M6 48340 |
| 98-97 | 231 3.8L (K) Grand Prix..... | S6 48308 | M6 48308 |
| 98-95 | 231 3.8L (K) Bonneville | S6 48336 | M6 48336 |
| 98-96 | 189 3.1L (M) Grand Am | S6 48337 | M6 48337 |
| 96..... | 207 3.4L (X) Grand Prix..... | S6 48344 | M6 48344 |
| 95-94 | 189 3.1L (M) Grand Prix, Grand Am | S6 48404 | M6 48404 |
| 95-94 | 207 3.4L (X) Grand Prix..... | S6 48338 | M6 48338 |
| 95-93 | 207 3.4L (S) Firebird..... | S6 48327 | M6 48327 |
| 95-92 | 231 3.8L (L, 1) Bonneville..... | S6 48404 | M6 48404 |
| 94-91 | 189 3.1L (T) Sunbird..... | S6 48339 | M6 48339 |
| 93-91 | 207 3.4L (X) Grand Prix..... | S6 48328 | M6 48328 |
| 93-89 | 189 3.1L (T) Grand Prix, Tempest | S6 48339 | M6 48339 |
| 93-92 | 204 3.3L (N) Grand Am..... | S6 48404 | M6 48404 |
| 92-90 | 189 3.1L (T) Firebird | S6 29163 | M6 29163 |
| 92-88 | 231 3.8L (C), 231 3.8L (L) Bonneville w/Magnavox System | S6 48403 | M6 48403 |
| 89..... | 173 2.8L (W) Tempest | S6 48339 | M6 48339 |

PONTIAC 6 CYLINDER

| YEAR | ENGINE & MODEL | FIT OEM | | FIT OEM | |
|-------|--|------------------------|-------|-----------------------------|-------|
| | | SUPPRESSOR B&B WIRE | | PLATINUM CLASS LASER MAG | |
| 91-88 | 189 3.1L (T) 6000 | S6 | 48339 | M6 | 48339 |
| 89-85 | 173 2.8L (9, S) Firebird | S6 | 29163 | M6 | 29163 |
| 89-88 | 173 2.8L (W) 6000, Grand Prix | S6 | 48339 | M6 | 48339 |
| 89 | 231 3.8L (7) Firebird | S6 | 48402 | M6 | 48402 |
| 88-85 | 173 2.8L (9,S) Fiero | S6 | 29163 | M6 | 29163 |
| 88-87 | 231 3.8L (3) Bonneville | S6 | 48401 | M6 | 48401 |
| 87 | 173 2.8L (W) 6000, LE | S6 | 48339 | M6 | 48339 |
| 87 | 231 3.8L (A) Grand Prix | S6 | 48343 | M6 | 48343 |
| 87 | 260 4.3L (2) Grand Prix | S6 | 48409 | M6 | 48409 |
| 87-85 | 184 3.0L Grand Am | S6 | 48401 | M6 | 48401 |
| 86-85 | 173 2.8L (G) 6000 | S6 | 29163 | M6 | 29163 |
| 86 | 231 3.8L Bonneville, Grand Prix | S6 | 48343 | M6 | 48343 |
| 86 | 260 4.3L Parisienne, Bonneville, Grand Prix | S6 | 48409 | M6 | 48409 |
| 85 | 231 3.8L Bonneville, Grand Prix, Parisienne | S6 | 48343 | M6 | 48343 |
| 85 | 260 4.3L (Z) Parisienne | S6 | 48488 | M6 | 48488 |
| 84 | 173 2.8L Phoenix, 6000 | S6 | 48484 | M6 | 48484 |
| 84-82 | 173 2.8L Firebird | S6 | 48484 | M6 | 48484 |
| 84 | 231 3.8L (A) 6000, Bonneville, Grand Prix, Parisienne | S6 | 48343 | M6 | 48343 |
| 83 | 173 2.8L (X, Z) Phoenix, 6000 | S6 | 48483 | M6 | 48483 |
| 83-82 | 231 3.8L (A) 252 4.1L Bonneville, Grand LeMans, Grand Prix, Parisienne, Phoenix | S6 | 48343 | M6 | 48343 |
| 82 | 173 2.8L Phoenix, 6000 | S6 | 48343 | M6 | 48343 |
| 82-80 | 229 3.8L (K) LeMans | S6 | 48468 | M6 | 48468 |
| 81-80 | 173 2.8L Phoenix, | S6 | 48343 | M6 | 48343 |
| 81 | 231 3.8L (A) Bonneville, Catalina, Firebird, Grand Prix, Gran Am, LeMans, Sunbird | S6 | 48343 | M6 | 48343 |
| 80 | 231 3.8L Bonneville, Catalina, Firebird, Grand Am, Grand Prix, LeMans, Sunbird | S6 | 48343 | M6 | 48343 |
| 80 | 229 3.8L (K) Gran LeMans, Laurentian & Parisienne | S6 | 48468 | M6 | 48468 |
| 79-78 | 200 3.3L (M) Gran LeMans & LeMans | S6 | 48468 | M6 | 48468 |
| 79-77 | All | S6 | 48343 | M6 | 48343 |
| 76-75 | 250 4.1L Firebird, Ventura, Lemans, Tempest | S6 | 48461 | M6 | 48461 |
| 74-64 | All | S6 | 46202 | M6 | 46202 |

PONTIAC 8 CYLINDER

| YEAR | ENGINE & MODEL | <u>FIT OEM</u> SUPPRESSOR B&B WIRE | <u>FIT OEM</u> PLATINUM CLASS LASER MAG |
|-------|--|--|---|
| 09-08 | 364 6.0L (Y) G8 | S8 48314 | M8 48314 |
| 09 | 376 6.2L (W) G8 | S8 48314 | M8 48314 |
| 08-05 | 325 5.3L Grand Prix | S8 48322 | M8 48322 |
| 06-05 | 364 6.0L (U) GTO | S8 48322 | M8 48322 |
| 04 | 346 5.7L GTO | S8 48314 | M8 48314 |
| 02-98 | 350 5.7L (G) Firebird | S8 48314 | M8 48314 |
| 97-96 | 350 5.7L (P) Firebird (Trans Am) | S8 48367 | M8 48367 |
| 95-93 | 350 5.7L (P) Firebird | S8 48352 | M8 48352 |
| 92-89 | 305 5.0L (E,F) 350 5.7L (8) Firebird | S8 48426 | M8 48426 |
| 89-88 | 307 5.0L (Y) Safari | S8 48459 | M8 48459 |
| 88-87 | 305 5.0L (E, F, H) Firebird | S8 48423 | M8 48423 |
| 88 | 350 5.7L (8) Firebird | S8 48423 | M8 48423 |
| 87 | 305 5.0L (H) Grand Prix | S8 48424 | M8 48424 |
| 86 | 307 5.0L (Y) Parisienne | S8 48459 | M8 48459 |
| 87 | 350 5.7L (8) Firebird | S8 48486 | M8 48486 |
| 86 | 305 5.0L (G,H) Bonneville, Firebird, Grand Prix Parisienne | S8 48472 | M8 48472 |
| 86-85 | 305 5.0L (F) Firebird (w/Fuel Inj.) | S8 48487 | M8 48487 |
| 85-84 | 305 5.0L Bonneville, Firebird, Grand Prix, Parisienne (w/Carb. Fuel System) | S8 48472 | M8 48472 |
| 83-82 | All Exc. 305 5.0L (7) Firebird | S8 48472 | M8 48472 |
| 83-82 | 305 5.0L (7) Firebird | S8 48471 | M8 48471 |
| 81 | 265 4.3L 301 4.9L Bonneville, Catalina, Firebird, Exc. Turbo | S8 48464 | M8 48464 |
| 81 | Grand Am, Grand Prix, LeMans | S8 48464 | M8 48464 |
| 81 | 267 4.4L Bonneville, Catalina | S8 48472 | M8 48472 |
| 81 | 267 4.4L, 305 5.0L Grand Am, Grand Prix, LeMans | S8 48472 | M8 48472 |
| 81 | 267 4.4L, 305 5.0L Firebird | S8 48472 | M8 48472 |
| 81-80 | 301 4.9L Firebird Turbo | S8 48457 | M8 48457 |
| 81 | 307 5.0L (Y) Bonneville, Catalina | S8 48459 | M8 48459 |
| 80 | 265 4.3L, 301 4.9L Bonneville, Catalina, Firebird, Grand Am, LeMans, Grand Prix | S8 48464 | M8 48464 |
| 80 | 305 5.0L Firebird | S8 48453 | M8 48453 |
| 80 | 305 5.0L Grand Prix, Grand Am, LeMans | S8 48471 | M8 48471 |
| 80-78 | 350 5.7L (R) Bonneville, Catalina | S8 48459 | M8 48459 |
| 80 | 350 5.7L (X) Bonneville, Catalina, Laurentian, Parisienne | S8 48457 | M8 48457 |

PONTIAC 8 CYLINDER

| YEAR | ENGINE & MODEL | <u>FIT OEM</u> SUPPRESSOR B&B WIRE | <u>FIT OEM</u> PLATINUM CLASS LASER MAG |
|-------------|--|--|---|
| 79..... | 301 4.9L Bonneville, Catalina, Firebird, LeMans, Grand LeMans, Grand Prix..... | S8 48464 | M8 48464 |
| 79..... | 305 5.0L, 350 5.7L (L) Firebird, Phoenix | S8 48453 | M8 48453 |
| 79..... | 305, 350 Lemans, Grand LeMans, Grand Prix | S8 48471 | M8 48471 |
| 79-78 | 305 5.0L Sunbird..... | S8 48462 | M8 48462 |
| 79-78 | 350 5.7L (X) Bonneville, Catalina | S8 48457 | M8 48457 |
| 79-78 | 301 4.9L, 400 6.6L (Z) Bonneville, Catalina, Firebird | S8 48464 | M8 48464 |
| 79-78 | 403 6.6L (K) Bonneville, Catalina, Firebird | S8 48459 | M8 48459 |
| 78..... | 305 5.0L Bonneville, Catalina, Firebird, Phoenix, Grand Prix | S8 48453 | M8 48453 |
| 78..... | 305 5.0L LeMans | S8 48471 | M8 48471 |
| 78..... | 350 5.7L (L) Firebird, Grand Prix, Phoenix | S8 48453 | M8 48453 |
| 78..... | 350 5.7L (L) LeMans..... | S8 48472 | M8 48472 |
| 77..... | 301 4.9L Bonneville, Catalina, Grand Prix, Ventura, Firebird, LeMans, Tempest..... | S8 48464 | M8 48464 |
| 77..... | 305 5.0L, 350 5.7L (L) Ventura | S8 48453 | M8 48453 |
| 77..... | 350 (P), 400 Bonneville, Catalina, Grand Prix, Firebird, LeMans, Tempest..... | S8 48464 | M8 48464 |
| 77..... | 350 5.7L (R) Bonneville, Catalina, Firebird, Gran LeMans, Grand Prix, Tempest, Ventura..... | S8 48459 | M8 48459 |
| 77..... | 403 6.6L Bonneville, Catalina, Grand LeMans, Grand Prix, Tempest..... | S8 48459 | M8 48459 |
| 76-75 | All Exc. Ventura 260 4.3L, 350 5.7L..... | S8 48464 | M8 48464 |
| 76-75 | 260 4.3L Grand LeMans, Ventura..... | S8 48459 | M8 48459 |
| 75..... | 350 5.7L Ventura..... | S8 48457 | M8 48457 |
| 74-73 | All Exc. w/High Energy Ing. | S8 46212 | M8 46212 |
| 74-73 | All w/High Energy Ing. | S8 48464 | M8 48464 |
| 72-71 | 350 5.7L, 307 5.0L Ventura II..... | S8 46211 | M8 46211 |
| 72-56 | All Exc. Ventura II | S8 96208 | M8 96208 |

QVALE

02-01 4.6L Mangusta (Conn. for Coil on Plug, 8 Req.)..... CC-506 ⊙

⊙ Connector for Coil on Plug (CC)

SATURN

| YEAR | ENGINE & MODEL | FIT OEM | |
|-------|--|------------------------|-----------------------------|
| | | SUPPRESSOR B&B WIRE | PLATINUM CLASS LASER MAG |
| 07-04 | 2.0L Ion (Conn. for Coil on Plug, 4 Req.) | | CC-558 ☉ |
| 06-03 | 134 2.2L Ion Series (Conn. for Coil on Plug, 4 Req.) | | CC-505 ☉ |
| 07 | 2.2L Ion-2 & Ion-3 (Conn. for Coil on Plug, 4 Req.) | | CC-562 ☉ |
| 07-06 | 2.4L Ion-3 (Conn. for Coil on Plug, 4 Req.) | | CC-562 ☉ |
| 04-00 | 134 2.2L LS Series, LW Series & L Series (Conn. for Coil on Plug, 4 Req.) | | CC-505 ☉ |
| 02-91 | SCI, 2, SL, SL1, 2, Coupe, SW1, 2, Wagon (1.9L) SOHC | S4 39465 | M4 39465 |
| 02-96 | 115 (1.9L) ALL DOHC | S4 39466 | M4 39466 |
| 95-91 | SC1, 2, SL, SL1, 2, Coupe, SW1,2, Wagon (1.9L) DOHC | S4 39466 | M4 39466 |

SRT

| | | | |
|-------|----------------------|-----------|-------------|
| 14-13 | 512 & 515 8.4L Viper | S10 58388 | M10 58388 * |
|-------|----------------------|-----------|-------------|

STUDEBAKER

| | | | |
|-------|--|----------|----------|
| 66-65 | 194 3.2L, 230 3.8L ALL | S6 46202 | M6 46202 |
| 64-59 | 169 2.8L Lark | S6 46202 | M6 46202 |
| 58-52 | 169 2.8L, 185 3.0L Champion, Flight Hawk, Scotsman, Silver Hawk | S6 46202 | M6 46202 |
| 66-55 | All 8 Cyl. | S8 46207 | M6 46207 |
| 54-53 | All 8 Cyl. | S8 96208 | M6 96208 |

* New wire set

☉ Connector for Coil on Plug (CC)

AM TRUCKS - HUMMER

| YEAR | ENGINE & MODEL | FIT OEM | |
|-------------|--|------------------------|-----------------------------|
| | | SUPPRESSOR B&B WIRE | PLATINUM CLASS LASER MAG |
| 06..... | 211 3.5L H3 (Conn. for Coil on Plug, 5 Req.) | | CC-510 ☉ |
| 08..... | 325 5.3L, 378 6.2L H2 & H3 | S8 48322 | M8 48322 |
| 07-03 | 364 6.0L H2 w/Square coil..... | S8 29192 | M8 29192 |
| 07-03 | 364 6.0L H2 w/Round coil..... | S8 48314 | M8 48314 |
| 10-09 | 325 5.3L (L, P) H3 & H3T | S8 48314 | M8 48314 |
| 96-95 | 350 5.7L(D) Hummer..... | S8 48427 | M8 48427 |

BUICK TRUCKS

| | | | |
|-------------|---|----------|----------|
| 07-06 | 213 3.5L (L) Rendezvous | S6 48320 | M6 48320 |
| 06-05 | 211 3.5L (L) Terraza OHV | S6 48320 | M6 48320 |
| 07-05 | 237 3.9L (L) Terraza | S6 48321 | M6 48321 |
| 05-02 | 207 3.4L (E) Redezvous | S6 48302 | M6 48302 |
| 05-04 | 256 4.2L (S) Rainier (Conn. for Coil on Plug, 6 Req.) | | CC-510 ☉ |
| 07-06 | 256 4.2L Rainier (Conn. for Coil on Plug, 6 Req.) | | CC-556 ☉ |
| 07-04 | 325 5.3L (M, P) Rainier..... | S8 48322 | M8 48322 |

CADILLAC TRUCKS

| | | | |
|-------------|---|----------------|----------|
| 08-07 | 378 6.2L (8) Escalade..... | S8 48322..... | S8 48322 |
| 06-02 | 323 5.3L (T) Escalade w/Square coil..... | S8 29192 | M8 29192 |
| 06-02 | 323 5.3L (T) Escalade w/Round coil..... | S8 48314..... | M8 48314 |
| 14-09 | 364 6.0L & 378 6.2L Escalade, Escalade EXT & ESV w/Round coil..... | S8 48314 | M8 48314 |
| 06-02 | 364 6.0L (N) Escalade, Escalade EXT & ESV w/Square coil | S8 29192 | M8 29192 |
| 06-02 | 364 6.0L (U,N) Escalade, Escalade EXT & ESV w/Round coil | S8 48314 | M8 48314 |
| 00-99 | 350 5.7L (R) Escalade | S8 48368 | M8 48368 |

☉ Connector for Coil on Plug (CC)

CHEVROLET - TRUCKS 4 CYLINDER

| YEAR | ENGINE & MODEL | FIT OEM | | FIT OEM | |
|-------------|---|------------|----------|----------------|-----------|
| | | SUPPRESSOR | B&B WIRE | PLATINUM CLASS | LASER MAG |
| 06..... | 134 2.2L (D) HHR (Conn. for Coil on Plug, 4 Req.)..... | | | CC-505 | ⊙ |
| 06-04 | 173 2.8L (8) Colorado (Conn. for Coil on Plug, 4 Req.)..... | | | CC-510 | ⊙ |
| 04-99 | 98 1.6L Tracker (only 2 wires required) | S4 | 29281 ♦ | M4 | 29281 ♦ |
| 04-99 | 98 1.6L Tracker (Conn. for Coil on Plug, 2 Req.)..... | | | CC-502 | ⊙ |
| 03-99 | 122 2.0L Tracker (Conn. for Coil on Plug, 4 Req.)..... | | | CC-502 | ⊙ |
| 03-98 | 134 2.2L (4, 5) S10 | S4 | 29189 | M4 | 29189 |
| 98..... | 98 1.6L Tracker..... | S4 | 29276 | M4 | 29276 |
| 97-96 | 134 2.2L (4) S10 | S4 | 29184 | M4 | 29184 |
| 95-94 | 134 2.2L (4) LLV Postal Vehicle..... | S4 | 29189 | M4 | 29189 |
| 95-94 | 134 2.2L (4) S10 | S4 | 29189 | M4 | 29189 |
| 93-89 | 151 2.5L (A) LLV Postal Vehicle | S4 | 48492 | M4 | 48492 |
| 93-88 | 151 2.5L (A) S10 Pickup & Blazer | S4 | 48492 | M4 | 48492 |
| 92-89 | 98 1.6L Tracker (Canada)..... | S4 | 29272 | M4 | 29272 |
| 90-88 | 151 2.5L (E) Astro | S4 | 48492 | M4 | 48492 |
| 88-87 | 151 2.5L (E) LLV Postal Vehicle | S4 | 48495 | M4 | 48495 |
| 87-85 | 151 2.5L (E) S10 Pickup & Blazer, Astro | S4 | 48495 | M4 | 48495 |
| 85-83 | 119 1.9L (A) S10 Pickup & Blazer | S4 | 28141 | M4 | 28141 |
| 84-83 | 122 2.0L (Y) S10 Pickup & Blazer | S4 | 48480 | M4 | 48480 |
| 82-74 | 111 1.8L Luv..... | S4 | 28141 | M4 | 28141 |
| 73-72 | 111 1.8L Luv | S4 | 28224 | M4 | 28224 |
| 65-63 | 153 2.5L G10 Van & P10 Series..... | S4 | 46224 | M4 | 46224 |

CHEVROLET - TRUCKS 5 CYLINDER

| | | | | | |
|-------------|---|--|--|--------|---|
| 06-04 | 216 3.5L (6) Colorado (Connector for Coil on Plug, 5 Req.)..... | | | CC-510 | ⊙ |
|-------------|---|--|--|--------|---|

CHEVROLET - TRUCKS 6 CYLINDER

| | | | | | |
|-------------|---|----|-------|----|-------|
| 09-05 | 207 3.4L (F) OHV Equinox | S6 | 48319 | M6 | 48319 |
| 10-08 | 262 4.3L (X) Express 1500..... | S6 | 48323 | M6 | 48323 |
| 12-08 | 262 4.3L (X) Silverado 1500..... | S6 | 48323 | M6 | 48323 |
| 08-06 | 237 3.9L (1, W) Uplander | S6 | 48321 | M6 | 48321 |
| 07-96 | 262 4.3L (X, W) Astro, Blazer, Express G-1500, Express G-2500, S10 | S6 | 29182 | M6 | 29182 |
| 07..... | 262 4.3L (X) Silverado 1500 New Body Style..... | S6 | 48323 | M6 | 48323 |
| 07..... | 262 4.3L (X) Silverado1500 Old Body Style | S6 | 48313 | M6 | 48313 |

⊙ Connector for Coil on Plug (CC)

♦ Engine Combine Direct Ign. with wire set

CHEVROLET - TRUCKS 6 CYLINDER

| YEAR | ENGINE & MODEL | FIT OEM | |
|-------|---|------------------------|-----------------------------|
| | | SUPPRESSOR B&B WIRE | PLATINUM CLASS LASER MAG |
| 06-99 | 262 4.3L (W, X) Silverado1500 | S6 48313 | M6 48313 |
| 06-05 | 216 3.5L (L) Uplander | S6 48320 | M6 48320 |
| 05-02 | 256 4.2L (S) Trailblazer DOHC (Conn. for Coil on Plug, 6 Req.) | | CC-510 ☉ |
| 05-00 | 201 3.4L (E) Venture | S6 48302 | M6 48302 |
| 04-01 | 2.5L (4) Tracker (Conn. for Coil on Plug, 6 Req.) | | CC-502 ☉ |
| 99-96 | 262 4.3L (W) C1500 Pickup, G10 Van, G20 Van, G30 van, K1500 Pickup, P30 Van | S6 29182 | M6 29182 |
| 99-97 | 201 3.4L Venture | S6 48337 | M6 48337 |
| 96 | 201 3.4L Lumina APV | S6 48337 | M6 48337 |
| 96-92 | 262 4.3L (W, Z) G10, G20 & G30 Series W/Vertical Dist. Cap | S6 48331 | M6 48331 |
| 95-92 | 262 4.3L (W, Z) Astro, S10 Blazer & Pickup, C1500 & C2500 Pickup, K1500 & K2500 Pickup w/Vertical Dist. Cap | S6 48331 | M6 48331 |
| 95-92 | 262 4.3L (W, Z) P30 | S6 48331 | M6 48331 |
| 95 | 262 4.3L (W) Blazer, S10 w/Side Tower Cap | S6 29183 | M6 29183 |
| 95-90 | 189 3.1L (D) Lumina APV | S6 29163 | M6 29163 |
| 95-92 | 231 3.8L (L) Lumina APV | S6 48404 | M6 48404 |
| 93-85 | 173 2.8L (R) S10 Blazer & Pickup | S6 29163 | M6 29163 |
| 91-88 | 262 4.3L (Z) S10 Blazer & Pickup | S6 48331 | M6 48331 |
| 91-86 | 262 4.3L (B, N, Z) Astro, G10, G20 & G30 | S6 48400 | M6 48400 |
| 91-87 | 262 4.3L (Z) C1500 & C2500, K1500 & K2500 | S6 48400 | M6 48400 |
| 89-78 | 292 4.8L (T) P20, P30 & P40 Series | S6 48474 | M6 48474 |
| 88-87 | 292 4.8L (T) R20 & R30 Series | S6 48474 | M6 48474 |
| 87-86 | 260 4.3L (Z) El Camino | S6 48331 | M6 48331 |
| 87-78 | 231 3.8L (A) El Camino | S6 48343 | M6 48343 |
| 84-80 | 229 3.8L (9, K) El Camino | S6 48468 | M6 48468 |
| 87 | 262 4.3L (Z) R10, R20 & V10 | S6 48400 | M6 48400 |
| 86-85 | 262 4.3L (N) C10, C20, C30, G10, G20, G30 K10 & K20 | S6 48400 | M6 48400 |
| 86-78 | 292 4.8L (T) C Series Pickup & Sub., G Series Van K Series Pickup & Suburban | S6 48474 | M6 48474 |
| 85 | 262 4.3L El Camino | S6 48488 | M6 48488 |
| 84-78 | 250 4.1L (D) C Series Pickup & Suburban, G Series Van, K Series Pickup & Suburban P Series Van | S6 48474 | M6 48474 |
| 84-82 | 173 2.8L (B) S10 Pickup & Blazer | S6 48484 | M6 48484 |
| 82-78 | 250 4.1L (D) K5 Blazer | S6 48474 | M6 48474 |
| 77-75 | 250 4.1L, 292 4.8L All w/High Energy Ignition | S6 48461 | M6 48461 |
| 79-78 | 200 3.3L (M) El Camino | S6 48468 | M6 48468 |
| 75-55 | All wo/High Energy Ignition | S6 46202 | M6 46202 |

☉ Connector for **Coil on Plug (CC)**

CHEVROLET - TRUCKS

8 CYLINDER

| YEAR | ENGINE & MODEL | FIT OEM | |
|-------|---|------------------------|-----------------------------|
| | | SUPPRESSOR B&B WIRE | PLATINUM CLASS LASER MAG |
| 14-09 | 323 5.3L (0, 3, 7, J) 364 6.0L (G, K, Y) Suburban Series & Tahoe..... | S8 48314 | M8 48314 |
| 13-09 | 323 5.3L (0, 3, 7, J)..... | S8 48314 | M8 48314 |
| 13-10 | 325 5.3L Cheyenne (Mexico) w/Mitsubishi coil..... | S8 48314 | M8 48314 |
| 13-10 | 325 5.3L Cheyenne (Mexico) w/Delphi coil | S8 29192 | M8 29192 |
| 12-09 | 294 4.8L (A, C) 323 5.3L (0, 3, 7, M, J), 364 6.0L (5, G, J, K, Y) 376 6.2L (2) Silverado Series | S8 48314 | M8 48314 |
| 12-09 | 294 4.8L, 325 5.3L & 364 6.0L Express Series | S8 48314 | M8 48314 |
| 12-10 | 325 5.3L Express Pasajeros (Mexico) w/Mitsubishi coil..... | S8 48314 | M8 48314 |
| 12-10 | 325 5.3L Express Pasajeros (Mexico) w/Delphi coil | S8 29192 | M8 29192 |
| 12-10 | 364 6.0L Express Pasajeros (Mexico)..... | S8 48314 | M8 48314 |
| 10-09 | 325 5.3L (L & P) Colorado | S8 48314 | M8 48314 |
| 09-03 | 496 8.1L (E) All Kodiak Series | S8 48318 | M8 48318 |
| 09 | 364 6.0L (Y) Avalanche | S8 48314 | M8 48314 |
| 09 | 364 6.0L (H) Trailblazer | S8 29192 | M8 29192 |
| 09-01 | 496 8.1L (E, G) 5500, 6500 & 7500 Kodiak Series | S8 48318 | M8 48318 |
| 08-05 | 323 5.3L (M) & 364 6.0L (H) Trailblazer..... | S8 48322 | M8 48322 |
| 08-07 | 294 4.8L (C), 323 5.3L, 364 6.0L (K, Y) Silverado Series | S8 48322 | M8 48322 |
| 07-99 | 294 4.8L (V), 323 5.3L (T, Z), 364 6.0L (K, U) Silverado (All with Square coil)..... | S8 29192 | M8 29192 |
| 07-99 | 294 4.8L (V), 323 5.3L (T, Z), 364 6.0L (K, U) Silverado (All with Round coil)..... | S8 48314 | M8 48314 |
| 08-06 | 294 4.8L, 323 5.3L Express Series..... | S8 48322 | M8 48322 |
| 07-03 | 364 6.0L Express Series..... | S8 48322 | M8 48322 |
| 08-07 | 294 4.8L (C), 323 5.3L, 364 6.0L (K, Y) Avalanche Series, Suburban Series, Tahoe | S8 48322 | M8 48322 |
| 06-00 | 294 4.8L (V), 323 5.3L (T, Z), 364 6.0L (U) Avalanche 1500, Suburban Series, Tahoe, (All with Square coil)..... | S8 29192 | M8 29192 |
| 06-00 | 294 4.8L (V), 323 5.3L (T, Z), 364 6.0L (U) Avalanche 1500, Suburban Series, Tahoe, (All with Round coil)..... | S8 48314 | M8 48314 |

CHEVROLET - TRUCKS 8 CYLINDER

| YEAR | ENGINE & MODEL | FIT OEM | |
|-------------|---|------------------------|-----------------------------|
| | | SUPPRESSOR B&B WIRE | PLATINUM CLASS LASER MAG |
| 07-01 | 496 8.1L (G) Avalanche, Silverado & Suburban | S8 48318 | M8 48318 |
| 06-03 | 323 5.3L Sonora (Mexico) | S8 29192 | M8 29192 |
| 06-05 | 364 6.0L (H) SSR | S8 48322 | M8 48322 |
| 04-03 | 325 5.3L (P) SSR..... | S8 48322 | M8 48322 |
| 02-01 | 496 8.1L (G) C3500 Pickup & Express 3500..... | S8 48318 | M8 48318 |
| 02-96 | 305 5.0L (M), 350 5.7L (R) Express Series | S8 48368 | M8 48368 |
| 00-96 | 305 5.0L (M), 350 5.7L (R) Tahoe, C1500, C2500 & C3500 Pickup and Suburban, K1500, K2500 & K3500 Pickup and Suburban, G10, G20 & G30 Van , P30 Van | S8 48368 | M8 48368 |
| 00-96 | 454 7.4L (J) C2500 & C3500 Pickup and Sub. K2500 & K3500 Pickup and Suburban, G30 & P30 Vans | S8 48369 | M8 48369 |
| 02-96 | 350 5.7L Suburban 1500 (Mexico) | S8 48368 | M8 48368 |
| 99-96 | 350 5.7L Cargo Van (Mexico)..... | S8 48368 | M8 48368 |
| 96-94 | 350 5.7L (K) G30 Van & P30 | S8 48375 | M8 48375 |
| 97-90 | 454 7.4L (N) G30 Series & P30 Series..... | S8 48430 | M8 48430 |
| 95-92 | 454 7.4L (N) C2500 & C3500 Pickup and Sub. K2500 & K3500 Pickup and Suburban | S8 48430 | M8 48430 |
| 95-94 | 305 5.0L (H) & 350 5.7L (K) C1500, C2500, & C3500 Pickup & Suburban, K1500, K2500, K3500 Pickup & Suburban | S8 48358 | M8 48358 |
| 95-94 | 305 5.0L (H) & 350 5.7L (K) G10 & G20 Van..... | S8 48375 | M8 48375 |
| 95..... | 350 5.7L (K) Tahoe | S8 48358 | M8 48358 |
| 94..... | 350 5.7L (K) Blazer..... | S8 48358 | M8 48358 |
| 93-87 | 305 5.0L (H) & 350 5.7L (K) Blazer..... | S8 48427 | M8 48427 |
| 93-88 | 305 5.0L (H) & 350 5.7L (K) C1500 C2500 & C3500 Pickup & Suburban, K1500, K2500 & K3500 Pickup & Suburban..... | S8 48427 | M8 48427 |
| 93-87 | 305 5.0L (H) & 350 5.7L (K, M) G10, G20 & G30, P20 & P30 Vans, R10, R20 & R30 Pickup & Suburban, V10, V20 & V30 Pickup & Sub..... | S8 48427 | M8 48427 |
| 91-89 | 350 5.7L (K) R1500, R2500 & R3500 Pickup & Suburban, V1500, V2500 & V3500 Series | S8 48427 | M8 48427 |
| 91-87 | 454 7.4L (N) C1500, C2500 & C3500 Pickup & Suburban, V20 & V30, K2500 & K3500 Pickup & Suburban, R2500 & R3500, V2500 & V3500, R20 & R30 Pickup & Suburban | S8 48430 | M8 48430 |

CHEVROLET - TRUCKS

8 CYLINDER

| YEAR | ENGINE & MODEL | <u>FIT OEM</u> | |
|-------|--|-------------------------------|------------------------------------|
| | | <u>SUPPRESSOR</u> B&B WIRE | <u>PLATINUM CLASS</u> LASER MAG |
| 89-87 | 454 7.4L (W) P30 Van, R30 & V30 Pickup, R3500 & V3500 Pickup (All w/4 Blk. Carb)..... | S8 48429 | M8 48429 |
| 86-75 | 305 5.0L (F & H) & 350 5.7L (L, M, V & Y) G10, G20 & G30 Vans, P20 & P30 Vans, R10, R20 & R30 Pickup & Suburban, V10, V20 & V30 Pickup & Suburban (All w/4 Blk Carb)..... | S8 48453 | M8 48453 |
| 88-87 | 305 5.0L (H) & 350 5.7L (K) P20 & P30 Vans, V10, V20 & V30 Pickup & Suburban (All w/Throttle body Ign.)..... | S8 48427 | M8 48427 |
| 88-87 | 350 5.7L (M) R30 & V30 Pickup | S8 48453 | M8 48453 |
| 86-85 | 350 5.7L (M) C10, C20, C30 Pickup & Suburban, K10, K20 & K30 Pickup & Suburban | S8 48453 | M8 48453 |
| 86-85 | 454 7.4L (W) C20 & C30 Pickup & Suburban (w/Stainless Steel Exhaust Man.), P30 Van, K20, K30 & R30 Pickup & Suburban | S8 48429 | M8 48429 |
| 86-83 | 305 5.0L (F & H) 350 5.7L (L & M) Blazer, C10, C20 & C30 Pickup & Suburban, K10, K20 & K30 Pickup & Suburban | S8 48472 | M8 48472 |
| 86-81 | 454 7.4L (W) C20 & C30 Pickup & Suburban, K30 Pickup, P30 Van (w/Cast Iron Exhaust Man)..... | S8 48431 | M8 48431 |
| 86-81 | 267 4.4L (J) 305 5.0L (H) El Camino | S8 48472 | M8 48472 |
| 80-77 | 454 7.4L (S, W) Blazer, C10, C20 & C30 Pickup & Suburban, K10, K20 & K30 Pickup, P20 & P30 | S8 48431 | M8 48431 |
| 82-81 | 305 5.0L (F & H) 350 5.7L (L) Blazer, C10, C20 Pickup & Suburban, K10, K20 & K30 Series | S8 48471 | M8 48471 |
| 82-81 | 350 5.7L (M, P) Blazer, C10, C20, C30 Pickup & Suburban, K10, K20 & K30 Series | S8 48453 | M8 48453 |
| 80-75 | 305 5.0L (Q,U) 350 5.7L (L, V) 400 6.6L (R, X) Blazer, C10, C20, C30 Pickup & Suburban, K10, K20 & K30 Pickup & Suburban | S8 48453 | M8 48453 |
| 80-79 | 267 4.4L (J) El Camino | S8 48472 | M8 48472 |
| 80-78 | 305 5.0L (H, Q, U) 350 5.7L (L) El Camino..... | S8 48472 | M8 48472 |
| 77-74 | 350 5.7L (H, L, V, Y) 400 6.6L (R, U) El Camino | S8 48453 | M8 48453 |
| 76-75 | 454 7.4L (S, Z) C10, C20 & C30 Pickup & Suburban,P30 Van | S8 48454 | M8 48454 |
| 74-73 | 305 5.0L (X) 350 5.7L (V, W, Y) Blazer, El Camino, C10, C20, C30 Pickup & Suburban, G10, G20 & G30 Vans, K10, K20 & K30 Series, P10, P20 & P30 Vans | S8 46211 | M8 46211 |

CHEVROLET - TRUCKS 8 CYLINDER

| YEAR | ENGINE & MODEL | <u>FIT OEM</u> SUPPRESSOR B&B WIRE | <u>FIT OEM</u> PLATINUM CLASS LASER MAG |
|-------------|---|--|---|
| 74-70 | 402 6.6L (E, K, U) 454 7.4L (W, Y, Z) El Camino, C10, C20, C30 Pickup & Suburban, G10, G20 & G30 Vans, K10, K20 & K30 Series, P10, P20 & P30 Vans | S8 46207 | M8 46207 |
| 72-70 | 305 5.0L (F) 350 5.7L (E, H, J) El Camino, G10, G20 & G30 Vans..... | S8 46211 | M8 46211 |
| 72-68 | 305 5.0L (A, F) 350 5.7L (E) Blazer, C10, C20, C30 Pickup & Suburban, K10, K20 & K30 Pickup & Suburban, P20 & P30 Vans | S8 46210 | M8 46210 |
| 69-68 | 396 6.5L (E) C10, C20, C30 Pickup & Suburban, K10, K20 & K30 Pickup & Suburban | S8 96208 | M8 96208 |
| 69-66 | 396 6.5L El Camino | S8 96208 | M8 96208 |
| 69-67 | 307 5.0L, 337 5.4L (HJ) El Camino, G10, G20 & G30 Vans..... | S8 46211 | M8 46211 |
| 69-68 | 305 5.0L (E) G10, G20 & G30 Vans | S8 46210 | M8 46210 |
| 67-65 | 283 4.6L, 337 5.4L El Camino (Above Mfid) | S8 46210 | M8 46210 |
| 67-65 | 283 4.6L (N), 396 6.5L El Camino (Below Mfid) | S8 46211 | M8 46211 |
| 67-61 | 283 4.6L, 327 5.4L, 409 6.7L C10, C20, C30 Pickup & Suburban, K10, K20 & K30 Pickup & Suburban, P20 & P30..... | S8 46210 | M8 46210 |
| 65-58 | 350 5.7L C20, C30 Pickup & Suburban, K20 & K30 Pickup & Suburban, P20 & P30 | S8 96213 | M8 96213 |
| 60-55 | 283 4.6L All Truck | S8 46210 | M8 46210 |

CHRYSLER - ASPEN

| | | | |
|-------------|----------------|----------------|----------|
| 09-08 | 285 4.7L | S8 58382 | M8 58382 |
|-------------|----------------|----------------|----------|

CHRYSLER - PACIFICA

| | | | |
|-------------|---|----------------|----------|
| 06-04 | 215 3.5L (4) (Connector for Coil on Plug, 6 Req.) | | CC-513 ⊙ |
| 08..... | 230 3.8L | S6 58372 | M6 58372 |
| 07-05 | 230 3.8L (L) | S6 58371 | M6 58371 |

⊙ Connector for Coil on Plug (CC)

CHRYSLER - TOWN & COUNTRY

| YEAR | ENGINE & MODEL | FIT OEM | |
|-------|--------------------|------------------------|-----------------------------|
| | | SUPPRESSOR B&B WIRE | PLATINUM CLASS LASER MAG |
| 88-82 | 135 2.2L | S4 57330 | M4 57330 |
| 85-82 | 135 2.6L | S4 28141 | M4 28141 |
| 08-01 | 201 3.3L, 230 3.8L | S6 58371 | M6 58371 |
| 00-96 | 201 3.3L, 230 3.8L | S6 58366 | M6 58366 |
| 95-90 | 201 3.3L, 230 3.8L | S6 58368 | M6 58368 |

CHRYSLER - VOYAGER GRAND VOYAGER

| | | | |
|-------|--------------------|----------|----------|
| 00 | 148 2.4L (B) DOHC | S4 28157 | M4 28157 |
| 03-01 | 148 2.4L (B) | S4 58302 | M4 58302 |
| 03-01 | 201 3.3L (3, R) | S6 58371 | M6 58371 |
| 00 | 181 3.0L | S6 58370 | M6 58370 |
| 98-00 | 201 3.3L, 230 3.8L | S6 58366 | M6 58366 |

DODGE TRUCK & BUS

| | | | |
|-------|------------------|----------|----------|
| 79-68 | 225 3.7L (H) All | S6 57304 | M6 57304 |
|-------|------------------|----------|----------|

8 Cylinder

| | | | |
|-------|--|----------|----------|
| 79 | 360 5.9L G3500 Motor Home | S8 57316 | M8 57316 |
| 79-78 | 440 7.2L G3500 Motor Home & RD200 | S8 57318 | M8 57318 |
| 79-78 | 316 5.2L (E), 360 5.9L (F) RD200 | S8 57316 | M9 57316 |
| 77-74 | 361 5.9L, 383 6.3L, 413 6.7L CT500-1000, CT800, D, L600-700, W400-800, S500-600 | S8 56214 | M8 56214 |
| 77-74 | 318 5.2L, 360 5.9L D, S, W500-800, RM300 | S8 57316 | M8 57316 |
| 77-68 | 361 5.9L, 413 6.7L, 478 7.8L All Models | S8 56214 | M8 56214 |
| 73-68 | 318 5.2L All Models | S8 57317 | M8 57317 |
| 67-66 | 383 6.3L C, CT500-1000, D, W400-600, L600-700 | S8 56214 | M8 56214 |
| 66 | 361 5.9L C, CT500-1000, D, W400-600, M300 | S8 56214 | M8 56214 |

DODGE TRUCK - CARAVAN GRAND CARAVAN

| YEAR | ENGINE & MODEL | FIT OEM | |
|-------------|----------------------------------|------------------------|-----------------------------|
| | | SUPPRESSOR B&B WIRE | PLATINUM CLASS LASER MAG |
| 07-01 | 148 2.4L (B) DOHC | S4 58302..... | M4 58302 |
| 00-96 | 148 2.4L (B) DOHC | S4 28157 | M4 28157 |
| 95-84 | 135 2.2L, 153 2.5L | S4 57330..... | M4 57330 |
| 87-84 | 156 2.6L | S4 28141..... | M4 28141 |
| 08..... | 201 3.3L (H), 230 3.8L (P) | S6 58372..... | M6 58372 |
| 07-01 | 201 3.3L, 229 3.8L..... | S6 58371 | M6 58371 |
| 00-96 | 201 3.3L, 229 3.8L..... | S6 58366 | M6 58366 |
| 00-87 | 181 3.0L..... | S6 58370 | M6 58370 |
| 93-90 | 201 3.3L, 229 3.8L..... | S6 58368..... | M6 58368 |

DODGE TRUCK - DAKOTA, DURANGO

| | | | |
|-------------|--------------------------|----------------|----------|
| 02-96 | 153 2.5L..... | S4 28436 | M4 28436 |
| 95-87 | 135 2.2L, 153 2.5L | S4 57330..... | M4 57330 |
| 03-92 | 239 3.9L..... | S6 58366..... | M6 58366 |
| 91-87 | 239 3.9L | S6 57322..... | M6 57322 |

8 Cylinder

| | | | |
|-------------|--|----------------|----------|
| 10-08 | 285 4.7L | S8 58382 | M8 58382 |
| 05-04 | 345 5.7L (D) (Connector for Coil on Plug, 8 Req.)..... | | CC-512 ☉ |
| 05-04 | 345 5.7L Wire Set..... | S8 58386 | M8 58386 |
| 03-93 | 318 5.2L, 360 5.9L..... | S8 58380 | M8 58380 |
| 92..... | 318 5.2L..... | S8 58381..... | M8 58381 |
| 91..... | 318 5.2L | S8 57316..... | M8 57316 |

DODGE TRUCK - RAIDERS

| | | | |
|-------------|---------------|---------------|----------|
| 89-87 | 156 2.6L..... | S4 28141..... | M4 28141 |
| 89..... | 181 3.0L..... | S6 28153..... | M6 28153 |

DODGE TRUCK - RAM 50, POWER RAM 50

| YEAR | ENGINE & MODEL | <u>FIT OEM</u> | | <u>FIT OEM</u> | |
|-------|----------------|----------------|----------|----------------|-----------|
| | | SUPPRESSOR | B&B WIRE | PLATINUM CLASS | LASER MAG |
| 93-90 | 148 2.4L | S4 | 28149 | M4 | 28149 |
| 89-83 | 122 2.0L, 2.6L | S4 | 28141 | M4 | 28141 |
| 01-94 | 1500 3.9L | S6 | 58366 | M6 | 58366 |
| 91-90 | 181 3.0L | S6 | 28153 | M6 | 28153 |

8 Cylinder

| | | | | | |
|-------|---|----|-------|--------|-------|
| 10-08 | 285 4.7L | S8 | 58382 | M8 | 58382 |
| 05-03 | 345 5.7L (D) (Connector for Coil on Plug, 8 Req.) | | | CC-512 | ⊙ |
| 05-03 | 345 5.7L Ram 1500 (with Wire Set) | S8 | 58386 | M8 | 58386 |
| 03-94 | 318 5.2L, 360 5.9L Ram Series | S8 | 58380 | M8 | 58380 |
| 93-92 | 318 5.2L, 360 5.9L Ramcharger MFI Fuel Sys. | S8 | 58380 | M8 | 58380 |
| 92-89 | Ramcharger 318 5.2L, 360 5.9L TBI Fuel Sys. | S8 | 57317 | M8 | 57317 |
| 88-82 | Ramcharger 318 5.2L, 360 5.9L | S8 | 57316 | M8 | 57316 |

10 Cylinder

| | | | | | |
|-------|--------------------------|-----|-------|-----|-------|
| 06-05 | 505 8.3L 1500 SRT10 | S10 | 58389 | M10 | 58389 |
| 04 | 505 8.3L 1500 SRT10 | S10 | 58388 | M10 | 58388 |
| 03-94 | 488 8.0L (W) 2500 & 3500 | S10 | 58384 | M10 | 58384 |

DODGE TRUCK - RAMPAGE

| | | | | | |
|-------|----------|----|-------|----|-------|
| 84-82 | 135 2.2L | S4 | 57330 | M4 | 57330 |
|-------|----------|----|-------|----|-------|

DODGE TRUCK - VAN, PICK-UP

| | | | | | |
|-------|----------|----|-------|----|-------|
| 03-92 | 239 3.9L | S6 | 58366 | M6 | 58366 |
| 91-88 | 239 3.9L | S6 | 57322 | M6 | 57322 |
| 87-75 | 225 3.7L | S6 | 57304 | M6 | 57304 |

8 Cylinder

| | | | | | |
|-------|-------------------------------|----|-------|----|-------|
| 03-93 | 318 5.2L (T, Y), 360 5.9L (Z) | S8 | 58380 | M8 | 58380 |
| 92 | 318 5.2L | S8 | 58381 | M8 | 58381 |
| 92 | 318 5.9L | S8 | 57316 | M8 | 57316 |
| 91-79 | 318 5.2L, 360 5.9L | S8 | 57316 | M8 | 57316 |
| 78-72 | 400 6.6L, 440 7.2L | S8 | 57318 | M8 | 57318 |

⊙ Connector for Coil on Plug (CC)

FORD TRUCK - AEROSTAR

| YEAR | ENGINE & MODEL | FIT OEM | |
|-------|----------------|------------------------|-----------------------------|
| | | SUPPRESSOR B&B WIRE | PLATINUM CLASS LASER MAG |
| 87-86 | 140 2.3L | S4 98923 | M4 98923 |
| 97-96 | 183 3.0L | S6 29214 | M6 29214 |
| 97 | 244 4.0L OHV | S6 98222 | M6 98222 |
| 96-90 | 244 4.0L | S6 29268 | M6 29268 |
| 95-86 | 182 3.0L | S6 29241 | M6 29241 |
| 86 | 171 2.8L | S6 98960 | M6 98960 |

FORD TRUCK - BRONCO

| | | | |
|-------|----------|----------|----------|
| 92-80 | 300 4.9L | S6 98928 | M6 98928 |
| 74-66 | All | S6 46202 | M6 46202 |

8 Cylinder

| | | | |
|-------|--------------------|----------|----------|
| 96-94 | 302 5.0L | S8 98949 | M8 98949 |
| 96-88 | 351 5.8L | S8 98947 | M8 98947 |
| 93-89 | 302 5.0L | S8 98403 | M8 98403 |
| 88-85 | 302 5.0L | S8 98947 | M8 98947 |
| 87-85 | 351 5.8L | S8 98403 | M8 98403 |
| 84-82 | 302 5.0L, 351 5.8L | S8 98403 | M8 98403 |
| 81-80 | 302 5.0L | S8 98403 | M8 98403 |
| 81-80 | 351 5.8L | S8 98941 | M8 98941 |
| 79-77 | 351 5.8L, 400 6.6L | S8 98929 | M8 98929 |
| 76-66 | All | S8 96209 | M8 96209 |

FORD TRUCK - BRONCO II

| | | | |
|-------|----------|----------|----------|
| 86-84 | 140 2.3L | S4 98923 | M4 98923 |
| 90-84 | 177 2.9L | S6 98960 | M6 98960 |

FORD TRUCK & BUS

| YEAR | ENGINE & MODEL | FIT OEM | |
|-------|--|------------------------|-----------------------------|
| | | SUPPRESSOR B&B WIRE | PLATINUM CLASS LASER MAG |
| 91-90 | 370 6.1L C600-900, F600-800 Series | S8 98422 | M6 98422 |
| 96-92 | 429 7.0L B600-700 Series, F600-800 Series | S8 98403 | M8 98403 |
| 97-88 | 460 7.5L B, F, P, L400-900 Series | S8 98403 | M8 98403 |
| 95 | 460 7.5L F53 Motor Home | S8 98403 | M8 98403 |
| 91-90 | 370 6.1L & 429 7.0L F600-800 Series w/Carburator | S8 98403 | M8 98403 |
| 91-90 | 370 6.1L B600-700 Series w/Elect. Fuel Ign. | S8 98422 | M8 98422 |
| 91-90 | 429 7.0L B600-700 Series w/Elect. Fuel Ign. | S8 98403 | M8 98403 |
| 86-82 | 370 6.1L & 429 7.0L C600-900 Series, L800, LN600-800, LNT800, LT800, N600-800, T600 | S8 98403 | M8 98403 |

FORD TRUCK - COURIER

| | | | |
|-------|--------------------|----------|----------|
| 82-72 | 110 1.8L, 121 2.0L | S4 29254 | M4 29254 |
| 82-77 | 140 2.3L | S4 28222 | M4 28222 |

FORD TRUCK - ESCAPE

| | | | |
|-------|---|----------|----------|
| 04-01 | 122 2.0L | S4 29012 | M4 29012 |
| 08-05 | 140 2.3L Escape & Escape Hybrid (Connector for Coil on Plug, 4 Req.) | | CC-535 ☉ |
| 08-01 | 181 3.0L (1) DOHC (Conn. for Coil on Plug, 6 Req.) | | CC-507 ☉ |

FORD TRUCK - EXCURSION

| | | | |
|-------|--|--|----------|
| 05-00 | 330 5.4L (L) & 6.0L (Conn. for Coil on Plug, 8 Req.) | | CC-500 ☉ |
| 05-00 | 415 6.8L (S) 10 Cyl. (Conn. for Coil on Plug, 10 Req.) | | CC-500 ☉ |

☉ Connector for Coil on Plug (CC)

FORD TRUCK - EXPLORER

| YEAR | ENGINE & MODEL | <u>FIT OEM</u> | | <u>FIT OEM</u> | |
|-------|--|------------------------|-------|-----------------------------|-------|
| | | SUPPRESSOR B&B WIRE | | PLATINUM CLASS LASER MAG | |
| 10-04 | 245 4.0L (E, K) SOHC 12V EFI | S6 | 98239 | M6 | 98239 |
| 03-02 | 245 4.0L (E, K) SOHC 12V EFI | S6 | 98239 | M6 | 98239 |
| 03-01 | 245 4.0L (E, K) SOHC 12V Sport, From 7/24/00 | S6 | 29231 | M6 | 29231 |
| 01 | 245 4.0L OHV | S6 | 98224 | M6 | 98224 |
| 00-97 | 245 4.0L SOHC LHD | S6 | 98224 | M6 | 98224 |
| 01-97 | 245 4.0L SOHC RHD | S6 | 98223 | M6 | 98223 |
| 00-97 | 245 4.0L OHV (Vin X) | S6 | 98222 | M6 | 98222 |
| 96-91 | 244 4.0L | S6 | 29268 | M6 | 29268 |

8 Cylinder

| | | | | | |
|-------|--|----|-------|--------|-------|
| 10-08 | 281 4.6L Brown Coil Boots (Conn. for Coil on Plug, 8 Req.) | | | CC-561 | ⊗ |
| 08-06 | 281 4.6L (8) Black Coil Boots (Conn. for Coil on Plug, 8 Req.) | | | CC-537 | ⊗ |
| 06-02 | 281 4.6L (8, W) (Conn. for Coil on Plug, 8 Req.) | | | CC-500 | ⊗ |
| 01-98 | 302 5.0L w/Cast Exhaust Manifold | S8 | 98420 | M8 | 98420 |
| 98 | 302 5.0L w/Tubular Manifold | S8 | 98413 | M8 | 98413 |
| 97 | 302 5.0L 2nd. Desing (After 2/17/97) | S8 | 98412 | M8 | 98412 |
| 97-96 | 302 5.0L 1st. Desing Before (2/17/97) | S8 | 98414 | M8 | 98414 |

EXPLORER SPORT TRAC

| | | | | | |
|-------|---|----|-------|--------|-------|
| 05-01 | 245 4.0L SOHC 12V EFI | S6 | 29231 | M8 | 29231 |
| 10-07 | 245 4.0L SOHC | S6 | 98239 | M6 | 98239 |
| 08-07 | 281 4.6L (8) (Conn. for Coil on Plug, 8 Req.) | | | CC-537 | ⊗ |

FORD TRUCK - EXPEDITION

| | | | | | |
|-------|---|----|-------|--------|-------|
| 04-00 | 281 4.6L (W) (Conn. for Coil on Plug, 8 Req.) | | | CC-500 | ⊗ |
| 99-97 | 281 4.6L SOHC 2V Duck Bill Boot | S8 | 98409 | M8 | 98409 |
| 14-08 | 330 5.4L (Conn. for Coil on Plug, 8 Req.) | | | CC-561 | ⊗ |
| 08-05 | 330 5.4L (5) (Conn. for Coil on Plug, 8 Req.) | | | CC-537 | ⊗ |
| 04-97 | 330 5.4L (L) (Conn. for Coil on Plug, 8 Req.) | | | CC-500 | ⊗ |

⊗ Connector for Coil on Plug (CC)

FORD TRUCK - E SERIES

| YEAR | ENGINE & MODEL | FIT OEM | |
|-------|-------------------------------|------------------------|-----------------------------|
| | | SUPPRESSOR B&B WIRE | PLATINUM CLASS LASER MAG |
| 03-01 | 255 4.2L | S6 98230 | M6 98230 |
| 00-97 | 255 4.2L | S6 98220 | M6 98220 |
| 96-77 | 300 4.9L | S6 98928 | M6 98928 |
| 76-68 | 170 2.8L, 240 3.9L, 300 4.9L, | S6 57304 | M6 57304 |
| 67-65 | All | S6 57304 | M6 57304 |
| 64-61 | All | S6 46202 | M6 46202 |

8 Cylinder

| | | | |
|-------|--|----------|----------|
| 13-00 | 281 4.6L (W) (Conn. for Coil on Plug, 8 Req.) | | CC-500 ☉ |
| 99-97 | 281 4.6L SOHC | S8 98409 | M8 98409 |
| 12-97 | 330 5.4L (L, 3) (Conn. for Coil on Plug, 8 Req.) | | CC-500 ☉ |
| 96-88 | 460 7.5L | S8 98403 | M8 98403 |
| 96-94 | 302 5.0L | S8 98949 | M8 98949 |
| 93-88 | 302 5.0L | S8 98403 | M8 98403 |
| 96-88 | 351 5.8L | S8 98947 | M8 98947 |
| 88-85 | 302 5.0L | S8 98947 | M8 98947 |
| 88-78 | 460 7.5L | S8 98929 | M8 98929 |
| 84-79 | 302 5.0L | S8 98403 | M8 98403 |
| 81-80 | 351 5.8L (M), 400 6.6L | S8 98941 | M8 98941 |
| 87-80 | 351 5.8L (W) | S8 98403 | M8 98403 |
| 79-78 | 351 5.8L | S8 98929 | M8 98929 |
| 77 | 302 5.0L, 351 5.8L, 460 7.5L | S8 98929 | M8 98929 |
| 76-75 | 302 5.0L, 351 5.8L | S8 96209 | M8 96209 |
| 76-75 | 460 7.5L | S8 96215 | M8 96215 |
| 74-69 | 302 5.0L, 460 7.5L | S8 96209 | M8 96209 |

10 Cylinder

| | | | |
|-------|--|--|----------|
| 12-97 | V10 6.8L (S) (Conn. for Coil on Plug, 10 Req.) | | CC-500 ☉ |
|-------|--|--|----------|

☉ Connector for Coil on Plug (CC)

FORD TRUCK - F SERIES

| YEAR | ENGINE & MODEL | FIT OEM | |
|-------|-------------------------------|------------------------|-----------------------------|
| | | SUPPRESSOR B&B WIRE | PLATINUM CLASS LASER MAG |
| 08-07 | 255 4.2L | S6 98211 | M6 98211 |
| 06-01 | 255 4.2L | S6 98230 | M6 98230 |
| 00-97 | 256 4.2L | S6 98220 | M6 98220 |
| 96-77 | 300 4.9L | S6 98928 | M6 98928 |
| 83-82 | 232 3.8L | S6 98942 | M6 98942 |
| 76 | 300 4.9L All (w/Dual Battery) | S6 98928 | M6 98928 |
| 76-65 | 300 4.9L | S6 57304 | M6 57304 |
| 64-58 | 223 3.6L, 262 4.3L, 300 4.9L | S6 46202 | M6 46202 |

8 Cylinder

| | | | |
|-------|--|----------|----------|
| 08-04 | 330 5.4L (V, 5) (Conn. for Coil on Plug, 8 Req.) | | CC-537 ⊗ |
| 08-00 | 281 4.6L (W, 6) (Conn. for Coil on Plug, 8 Req.) | | CC-500 ⊗ |
| 03-97 | 330 5.4L (L, M) (Conn. for Coil on Plug, 8 Req.) | | CC-500 ⊗ |
| 99-97 | 281 4.6L F-150, F-250 | S8 98409 | M8 98409 |
| 97-88 | 351 5.8L | S8 98947 | M8 98947 |
| 95-93 | 351 5.8L F-150 Lightning | S8 98421 | M8 98421 |
| 97-88 | 460 7.5L | S8 98403 | M8 98403 |
| 96-94 | 302 5.0L | S8 98949 | M8 98949 |
| 93-89 | 302 5.0L | S8 98403 | M8 98403 |
| 88-85 | 302 5.0L | S8 98947 | M8 98947 |
| 84-78 | 302 5.0L | S8 98403 | M8 98403 |
| 87-81 | 351 5.8L (W) | S8 98403 | M8 98403 |
| 82 | 400 6.6L | S8 98929 | M8 98929 |
| 81-80 | 351 5.8L (M), 400 6.6L | S8 98941 | M8 98941 |
| 79-78 | 351 5.8L | S8 98929 | M8 98929 |
| 87-77 | 460 7.5L | S8 98929 | M8 98929 |
| 77 | 305 5.0L, 351 5.8L, 400 6.6L | S8 98929 | M8 98929 |
| 76-75 | 360 5.9L, 390 6.4L | S8 96208 | M8 96208 |
| 76-75 | 460 7.5L | S8 96215 | M8 96215 |
| 76-69 | 302 5.0L | S8 96209 | M8 96209 |
| 74-65 | 360 5.9L, 390 6.4L, 460 7.5L | S8 96208 | M8 96208 |
| 64-56 | All | S8 56214 | M8 56214 |

10 Cylinder

| | | | |
|-------|--|--|----------|
| 12-08 | V10 6.8L (Conn. for Coil on Plug, 10 Req.) | | CC-561 ⊗ |
| 07-05 | V10 6.8L (Y) (Conn. for Coil on Plug, 10 Req.) | | CC-537 ⊗ |
| 04-97 | V10 6.8L (S) (Conn. for Coil on Plug, 10 Req.) | | CC-500 ⊗ |

⊗ Connector for Coil on Plug (CC)

FORD TRUCK - FREESTAR

| YEAR | ENGINE & MODEL | FIT OEM | |
|-------------|----------------------------------|------------------------|-----------------------------|
| | | SUPPRESSOR B&B WIRE | PLATINUM CLASS LASER MAG |
| 07-04 | 238 3.9L (6), 256 4.2L (2) | S6 98240 | M6 98240 |

FORD TRUCK - FREESTYLE

| | | |
|-------------|---|----------|
| 07-05 | 183 3.0L (Conn. for Coil on Plug, 6 Req.) | CC-507 ☉ |
|-------------|---|----------|

FORD TRUCK - RANGER

| | | | |
|-------------|--|----------------|----------|
| 12-01 | 140 2.3L DOHC I4 w/o Dual Plug | S4 29235 | M4 29235 |
| 01 | 153 2.5L w/Dual Plug | S4 29234 | M4 29234 |
| 00-95 | 140 2.3L, 153 2.5L w/Dual Plug | S4 29234 | M4 29234 |
| 94-89 | 140 2.3L w/Dual Plug | S4 29242 | M4 29242 |
| 90-83 | 121 2.0L, 140 2.3L w/Single Plug | S4 98923 | M4 98923 |

6 Cylinder

| | | | |
|-------------|--------------------------------------|----------------|----------|
| 92-83 | 171 2.8L, 177 2.9L | S6 98960 | M6 98960 |
| 08-04 | 182 3.0L | S6 29217 | M6 29217 |
| 03-01 | 182 3.0L 12V EFI | S6 29225 | M6 29225 |
| 00-98 | 183 3.0L | S6 29226 | M6 29226 |
| 97 | 183 3.0L Dash To Engine Ground | S6 29226 | M6 29226 |
| 97-95 | 183 3.0L | S6 29214 | M6 29214 |
| 94-91 | 182 3.0L | S6 29241 | M6 29241 |
| 10-01 | 244 4.0L 12V EFI | S6 29231 | M6 29231 |
| 00-97 | 244 4.0L OHV | S6 98222 | M6 98222 |
| 96-90 | 224 4.0L | S6 29268 | M6 29268 |

FORD TRUCK - WINDSTAR

| | | | |
|-------------|----------------|----------------|----------|
| 00-99 | 183 3.0L | S6 98227 | M6 98227 |
| 98-95 | 183 3.0L | S6 98215 | M6 98215 |
| 03-01 | 232 3.8L | S6 98229 | M6 98229 |
| 00-99 | 232 3.8L | S6 98237 | M6 98237 |
| 98-95 | 232 3.8L | S6 98216 | M6 98216 |

☉ Connector for Coil on Plug (CC)

GMC TRUCKS 4 CYLINDER

| YEAR | ENGINE & MODEL | FIT OEM | |
|-------|--|------------------------|-----------------------------|
| | | SUPPRESSOR B&B WIRE | PLATINUM CLASS LASER MAG |
| 06-04 | 173 2.8L (8) Canyon (Conn. for Coil on Plug, 4 Req.) | | CC-510 ☉ |
| 03-98 | 134 2.2L (4, 5) Sonoma | S4 29189 | M4 29189 |
| 97-96 | 134 2.2L (4) Sonoma | S4 29184 | M4 29184 |
| 95-94 | 134 2.2L (4) Sonoma | S4 29189 | M4 29189 |
| 93-88 | 151 2.5L (A, E) Safari, Sonoma, S15 Pickup | S4 48492 | M4 48492 |
| 87-85 | 151 2.5L (E) Safari, S15 Jimmy & S15 Pickup | S4 48495 | M4 48495 |
| 85-82 | 119 1.9L (A) S15 Jimmy & S15 Pickup | S4 28141 | M4 28141 |
| 84-83 | 122 2.0L (Y) S15 Jimmy & S15 Pickup | S4 48480 | M4 48480 |

GMC TRUCKS 5 CYLINDER

| | | | |
|-------|--|--|----------|
| 06-04 | 173 3.5L (6) Canyon (Connector for Coil on Plug, 5 Req.) | | CC-510 ☉ |
|-------|--|--|----------|

GMC TRUCKS 6 CYLINDER

| | | | |
|-------|--|------------|------------|
| 10-08 | 262 4.3L (X) Savana 1500 | S6 48323 * | M6 48323 * |
| 12-08 | 262 4.3L (X) Sierra 1500 | S6 48323 * | M6 48323 * |
| 07 | 262 4.3L (X) Sierra 1500 New Body Style | S6 48323 * | M6 48323 * |
| 07 | 262 4.3L (X) Sierra 1500 Old Body Style | S6 48313 | M6 48313 |
| 06-99 | 262 4.3L (W) Sierra 1500 | S6 48313 | M6 48313 |
| 07-96 | 262 4.3L (W, X) Jimmy, Savana, Safari | S6 29182 | M6 29182 |
| 05-02 | 256 4.2L (S) Envoy (Conn. for Coil on Plug, 6 Req.) | | CC-510 ☉ |
| 04-96 | 262 4.3L (W, X) Sonoma | S6 29182 | M6 29182 |
| 99-96 | 262 4.3L (W) C1500 & C2500 Pickup, K1500 & K2500 Pickup, P3500, G1500, G2500 & G3500 Van (w/Side Dist. Cap) | S6 29182 | M6 29182 |
| 96-92 | 262 4.3L (W, Z) C1500 & C2500, K1500 & K2500 Pickup, P3500, G1500, G2500 & G3500 Van, Safari, (w/Vertical Dist. Cap) | S6 48331 | M6 48331 |
| 95 | 262 4.3L (W) Sonoma & Jimmy (w/ Side Horizontal Dist. Cap) | S6 29183 | M6 29183 |

* New Number

☉ Connector for **Coil on Plug (CC)**

GMC TRUCK 6 CYLINDER

| YEAR | ENGINE & MODEL | FIT OEM | |
|-------|---|------------------------|-----------------------------|
| | | SUPPRESSOR B&B WIRE | PLATINUM CLASS LASER MAG |
| 95-91 | 262 4.3L (Z) Sonoma | S6 48331 | M6 48331 |
| 93-91 | 262 4.3L (Z) Syclone & Typhoon w/Turbo | S6 48331 | M6 48331 |
| 91-88 | 262 4.3L (Z) S15 Pickup & Jimmy | S6 48331 | M6 48331 |
| 93-85 | 173 2.8L (R) Sonoma, S15 Pickup & Jimmy | S6 29163 | M6 29163 |
| 91-85 | 262 4.3L (N, Z) C1500 & C2500 Pickup, K1500 & K2500 Pickup | S6 48400 | M6 48400 |
| 91-85 | 262 4.3L (N, Z) G1500, G2500 & G3500 Van, Safari, P3500 | S6 48400 | M6 48400 |
| 89-79 | 292 4.8L (T) P1500, P2500, P3500 & P4500 | S6 48474 | M6 48474 |
| 88-87 | 292 4.8L (T) R1500 & R2500 Pickup, V2500 & V3500 Pickup | S6 48474 | M6 48474 |
| 87 | 262 4.3L (Z) R1500 & R2500, V1500 Pickup | S6 48400 | M6 48400 |
| 87-86 | 262 4.3L (Z) Caballero | S6 48409 | M6 48409 |
| 87-86 | 262 4.3L Caballero (Canada version) | S6 48343 | M6 48343 |
| 86-78 | 250 4.1L (D), 292 4.8L (T) C1500, C2500 & C3500 Pickup & Suburban, K1500, K2500 & K3500 Pickup & Suburban | S6 48474 | M6 48474 |
| 84-79 | 250 4.1L (D), 292 4.8L (T) G1500, G2500 & G3500 Van | S6 48474 | M6 48474 |
| 85 | 262 4.3L (Z) Caballero | S6 48488 | M6 48488 |
| 84-82 | 173 2.8L (B) S15 Pickup & S15 Jimmy | S6 48484 | M6 48484 |
| 84-80 | 229 3.8L (9, K) Caballero | S6 48468 | M6 48468 |
| 84-78 | 231 3.8L (A) Caballero | S6 48343 | M6 48343 |
| 82-78 | 250 4.1L (D) Jimmy | S6 48474 | M6 48474 |
| 79-78 | 200 3.3L (M) Caballero | S6 48468 | M6 48468 |
| 77-75 | 250 4.1L, 292 4.8L All w/High Energy Ignition | S6 48461 | M6 48461 |
| 75-60 | All wo/High Energy Ignition | S6 46202 | M6 46202 |

GMC TRUCK 8 CYLINDER

| | | | |
|-------|---|----------|----------|
| 12-09 | 325 5.3L (L, P) Canyon | S8 48314 | M8 48314 |
| 14-09 | 325 5.3L (4) Savana 1500 | S8 48314 | M8 48314 |
| 12-09 | 294 4.8L (A, C), 364 6.0L (B, G, K) Savana 2500 & 3500 | S8 48314 | M8 48314 |
| 10-09 | 364 6.0L (G & K) Savana 4500 | S8 48314 | M8 48314 |
| 08-03 | 294 4.8L (C, V), 323 5.3L (T, Z, 4), 364 6.0L (U) Savana | S8 48322 | M8 48322 |
| 09-01 | 496 8.1L (E, G) C5500, C6500 & C7500 Topkick Series | S8 48318 | M8 48318 |

GMC TRUCK 8 CYLINDER

| YEAR | ENGINE & MODEL | FIT OEM | |
|-------|--|------------------------|-----------------------------|
| | | SUPPRESSOR B&B WIRE | PLATINUM CLASS LASER MAG |
| 13-09 | 364 6.0L (5, G, J, K) Sierra & Yukon Series | S8 48314 | M8 48314 |
| 14-09 | 294 4.8L (V), 323 5.3L (0, 7, B, T, Z), 364 6.0L 376 6.2L (2, F) Sierra & Yukon Series | S8 48314 | M8 48314 |
| 13-07 | 325 5.3L, 376 & 378 6.2L Sierra (Mexico) All with Mitsubishi coil | S8 48314 | M8 48314 |
| 13-07 | 325 5.3L, 376 & 378 6.2L Sierra (Mexico) All with Delphi coil | S8 29192 | M8 29192 |
| 08-07 | 294 4.8L (C,), 323 5.3L (J, M, 0, 3), 364 6.0L (K, Y), 378 6.2L (8) Sierra & Yukon Series | S8 48322 | M8 48322 |
| 09 | 325 5.3L (M) Envoy | S8 48314 | M8 48314 |
| 08-04 | 323 5.3L (M, P) Envoy Series | S8 48322 | M8 48322 |
| 07-99 | 294 4.8L (V), 323 5.3L (B, T, Z), 364 6.0L, Sierra Series (All with Square coil) | S8 29192 | M8 29192 |
| 07-99 | 294 4.8L (V), 323 5.3L (B, T, Z), 364 6.0L, Sierra Series (All with Round coil) | S8 48314 | M8 48314 |
| 06-00 | 294 4.8L (V), 323 5.3L (T, Z), 364 6.0L (U) Yukon Series (All with Square coil) | S8 29192 | M8 29192 |
| 06-00 | 294 4.8L (V), 323 5.3L (T, Z), 364 6.0L (U) Yukon Series (All with Round coil) | S8 48314 | M8 48314 |
| 07-01 | 496 8.1L (G) Sierra 2500 HD, Sierra 3500 & Yukon XL 2500 | S8 48318 | M8 48318 |
| 02-01 | 496 8.1L (G) C3500 Series, Savana 3500 & B7 | S8 48318 | M8 48318 |
| 02-96 | 305 5.0L (M), 350 5.7L (R) G Series Savana | S8 48368 | M8 48368 |
| 00-96 | 305 5.0L (M), 350 5.7L (R) C1500, C2500 & C3500, K1500, K2500 & K3500 Sierra Pickup & Suburban, P3500 Van, Yukon | S8 48368 | M8 48368 |
| 00-96 | 454 7.4L (J) C2500 & C3500, K2500 & K3500 Sierra Pickup & Suburban, Savana P3500 Van | S8 48369 | M8 48369 |
| 00-99 | 454 7.4L (D) B7, C6500 & C7500 Topkick | S8 29192 | M8 29192 |
| 99-98 | 454 7.4L (B) P3500 Van | S8 29192 | M8 29192 |
| 97-90 | 454 7.4L (N) P3500 Van | S8 48430 | M8 48430 |
| 96-94 | 305 5.0L (H) 350 5.7L (K) G1500, G2500 & G3500 Van Series | S8 48375 | M8 48375 |
| 96-94 | 350 5.7L (K) P3500 Van | S8 48375 | M8 48375 |
| 95-94 | 305 5.0L (H) 350 5.7L (K) C1500, C2500 & C3500, K1500, K2500 & K3500 Pickup Sierra & Suburban Yukon | S8 48358 | M8 48358 |
| 95-90 | 454 7.4L (N) C2500 & C3500, K2500 & K3500, R2500 & R3500 Pickup & Suburban, G35 Van | S8 48430 | M8 48430 |

GMC TRUCK 8 CYLINDER

| YEAR | ENGINE & MODEL | FIT OEM | |
|-------|--|------------------------|-----------------------------|
| | | SUPPRESSOR B&B WIRE | PLATINUM CLASS LASER MAG |
| 93-92 | 350 5.7L (H) Yukon..... | S8 48427 | M8 48427 |
| 93-88 | 305 5.0L (H), 350 5.7L (K) C1500, C2500 & C3500, K1500, K2500 & K3500 Pickup Sierra & Suburban, G1500, G2500 & G3500 Van, P35 Van Series..... | S8 48427 | M8 48427 |
| 91-87 | 305 5.0L (H), 350 5.7L (K) R1500, R2500 & R3500, V1500, V2500 & V3500 Pickup & Suburban, Jimmy | S8 48427 | M8 48427 |
| 89-87 | 454 7.4L (W) R3500 & V3500 Pickup, P35 Van with 4 Blk. Carb. | S8 48429 | M8 48429 |
| 89-87 | 454 7.4L (N) C3500 & K3500, G3500 Van, R2500 & R3500 Pickup & Suburban, V3500 Pickup w/Throttle Body Ign..... | S8 48430 | M8 48430 |
| 88-78 | 305 5.0L (F, H, U), 350 5.7L (L, M) G1500, G2500 & G3500 Van Series w/4 Blk Carb..... | S8 48453 | M8 48453 |
| 88-78 | 350 5.7L (M) P2500 & P3500 Van w/4 Blk Carb..... | S8 48453 | M8 48453 |
| 88 | 350 5.7L (M) R2500, R3500 & V3500 Pickup w/4 Blk Carb | S8 48453 | M8 48453 |
| 88-87 | 305 5.0L (H), 350 5.7L (K) V1500, V2500 & V3500 w/Electronic Fuel Injection..... | S8 48427 | M8 48427 |
| 87 | 305 5.0L (H) Caballero | S8 48427 | M8 48427 |
| 86-83 | 305 5.0L (F, H), 350 5.7L (L, M) C1500, C2500 & C3500, K1500, K2500 & K3500 Pickup & Suburban, Jimmy..... | S8 48472 | M8 48472 |
| 86-80 | 267 4.4L (J), 305 5.0L (H, 7) Caballero | S8 48472 | M8 48472 |
| 86-81 | 454 7.4L (W) C2500, C3500, K2500 & K3500 Pickup & Suburban, P3500 Van w/Cast Exhaust Man..... | S8 48431 | M8 48431 |
| 86-85 | 454 7.4L (S, W) C2500, C3500, K3500 Pickup & Suburban, P3500 Van w/Stainless Steel Man..... | S8 48429 | M8 48429 |
| 82-81 | 305 5.0L (F, H) 350 5.7L (L) Jimmy, C & K Suburban Series..... | S8 48471 | M8 48471 |
| 82-81 | 305 5.0L (F, H), 350 5.7L (L,) C1500, C2500 & C3500, K1500, K2500 & K3500 Pickup | S8 48472 | M8 48472 |
| 82-81 | 350 5.7L (M) C & K Suburban Series | S8 48453 | M8 48453 |
| 80-77 | 454 7.4L (S, W) C1500, C2500, C3500, K1500, K2500 & K3500 Pickup & Suburban, P3500 Van | S8 48431 | M8 48431 |
| 80-75 | 305 5.0L (G), 350 5.7L (L, M, P) C1500, C2500 C3500, K1500, K2500 & K3500 Pickup & Suburban..... | S8 48453 | M8 48453 |

GMC TRUCK 8 CYLINDER

| YEAR | ENGINE & MODEL | FIT OEM | |
|-------|---|------------------------|-----------------------------|
| | | SUPPRESSOR B&B WIRE | PLATINUM CLASS LASER MAG |
| 80-78 | 305 5.0L (G, U), 350 5.7L (L), 400 6.6L (R) Jimmy | S8 48453 | M8 48453 |
| 80-79 | 305 5.0L (H) Caballero | S8 48471 | M8 48471 |
| 80-79 | 400 6.6L (R, X) C1500, C2500, C3500, K1500, K2500 & K3500 Pickup & Suburban, Jimmy G2500 & G3500 Van | S8 48431 | M8 48431 |
| 79 | 267 4.4L (J), 350 5.7L (L) Caballero | S8 48453 | M8 48453 |
| 78 | 305 5.0L (U), 350 5.7L (L) Caballero | S8 48472 | M8 48472 |
| 78-77 | 403 6.6L (K), 454 7.4L (S) G3500 Motor Home | S8 48431 | M8 48431 |
| 77-75 | 305 5.0L (Q,U), 350 5.7L (L, V) Jimmy, G1500, G2500 & G3500 Van, P2500 & P3500 Van, Sprint | S8 48453 | M8 48453 |
| 76-75 | 400 6.6L (U) Jimmy, K1500 & K2500 Suburban G2500 & G3500 Van, Sprint | S8 48453 | M8 48453 |
| 75 | 454 7.4L Sprint | S8 48454 | M8 48454 |
| 74-73 | 307 5.0L, 350 5.7L C1500, C2500, C3500, K1500, K2500 & K3500 Pickup & Suburban, G2500 & G3500 Van, P2500 & P3500 Van Jimmy, Sprint | S8 46211 | M8 46211 |
| 74-73 | 454 7.4L (L, Z) C1500, C2500, C3500, K2500 & K3500 Pickup & Suburban, Sprint, P3500 Van | S8 46207 | M8 46207 |
| 74-73 | 400 6.6L P3500, Sprint | S8 46207 | M8 46207 |
| 72-70 | 396 6.5L & 402 6.6L (E, K, U) C1500, C2500, C3500, K1500, K2500 & K3500 Pickup & Suburban | S8 46207 | M8 46207 |
| 72-71 | 307 5.0L, 350 5.7L Sprint | S8 46210 | M8 46210 |
| 72-69 | 307 5.0L, 350 5.7L C1500, C2500, C3500, K2500 & K3500 Pickup & Suburban, G1500, G2500 & G3500 Van, P1500, P2500 & P3500 Van, Jimmy | S8 46210 | M8 46210 |
| 72-71 | 402 6.6L, 454 7.4L Sprint | S8 46207 | M8 46207 |
| 71-70 | 454 7.4L (E) P2500 & P3500 Van | S8 46207 | M8 46207 |
| 70 | 396 6.5L, 402 6.6L K1500, K2500 & K3500 | S8 46207 | M8 46207 |
| 70-69 | 396 6.5L, 402 6.6L C1500, C2500, C3500, K1500 & K2500 | S8 46207 | M8 46207 |
| 69-68 | 396, 400 6.6L K1500, K2500 & K3500 | S8 96208 | M8 96208 |
| 68 | 396 6.6L C1500, C2500 & C3500 | S8 96208 | M8 96208 |
| 68-67 | 283 4.6L, 307 5.0L, 327 5.4L C1500, C2500 & C3500 Pickup & Suburban | S8 46210 | M8 46210 |
| 68-67 | 283 4.6L, 307 5.0L, 327 5.4L K1500, K2500 & K3500 Pickup & Suburban, G1500, G2500 & G3500 Van, P1500, P2500 & P3500 Van | S8 46210 | M8 46210 |

GMC TRUCK & BUS

| YEAR | ENGINE & MODEL | FIT OEM | |
|-------|--|------------------------|-----------------------------|
| | | SUPPRESSOR B&B WIRE | PLATINUM CLASS LASER MAG |
| 98-92 | 366 6.0L, 427 7.0L 50 Series & up | S8 48440 | M8 48440 |
| 91-90 | 366 6.0L 50 Series & up | S8 48440 | M8 48440 |
| 91-90 | 427 7.0L 50 Series & up | S8 48430 | M8 48430 |
| 91 | 366 6.0L School Bus, C6000 | S8 48430 | M8 48430 |
| 90-88 | 350 5.7L School Bus | S8 48463 | M8 48463 |
| 90-89 | 366 6.0L School Bus w/Throttle Body Injection B6000 | S8 48430 | M8 48430 |
| 90-89 | 366 6.0L School Bus w/o Throttle Body Injection | S8 48429 | M8 48429 |
| 89-80 | 350 5.7L C5000 | S8 48463 | M8 48463 |
| 89-86 | 366 6.0L, 427 7.0L C6000, C7000 | S8 48429 | M8 48429 |
| 88 | 366 6.0L School Bus | S8 48429 | M8 48429 |
| 87 | 454 7.4L RV Motor Home | S8 48429 | M8 48429 |
| 85-80 | 366 6.0L, 427 7.0L C6000, C7000 | S8 48431 | M8 48431 |

INTERNATIONAL HARVESTER TRUCK

| | | | |
|-------|-------------------------------------|----------|----------|
| 80-76 | 196 3.2L Scout (w/Holley Dist.) | S4 29254 | M4 29254 |
| 80-77 | 196 3.2L Scout (w/Prestolite Dist.) | S4 98923 | M4 98923 |
| 75-66 | 196 3.2L Scout | S4 29254 | M4 29254 |
| 71 | 196 3.2L Van M Series | S4 29254 | M4 29254 |
| 68-61 | 152 2.5L Scout | S4 29254 | M4 29254 |

6 Cylinder

| | | | |
|-------|--|----------|----------|
| 74 | 258 4.2L 100, 200, 500 | S6 57304 | M6 57304 |
| 74-73 | 232 3.8L Scout | S6 57304 | M6 57304 |
| 74-72 | 258 4.2L Scout, Van M Series | S6 57304 | M6 57304 |
| 72 | 258 4.2L 1010, 1110, 1210, 1310 | S6 57304 | M6 57304 |
| 71-70 | 232 3.8L Scout, 1010, 1110, 1210, 1310 | S6 57304 | M6 57304 |
| 64-63 | 241 3.9L C1000, C1100, C1200, C1300 | S6 57304 | M6 57304 |
| 62-61 | 240 3.9L C100, C110, C120, C130 | S6 57304 | M6 57304 |

INTERNATIONAL HARVESTER TRUCK

| YEAR | ENGINE & MODEL | FIT OEM | |
|-------------------|---|------------------------|-----------------------------|
| | | SUPPRESSOR B&B WIRE | PLATINUM CLASS LASER MAG |
| 8 Cylinder | | | |
| 83-79 | 304 5.0L, 345 5.6L, 392 6.4L All Models w/Prestolite Dist. | S8 48377 | M8 48377 |
| 83-79 | 400 6.6L, 446 7.3L All Models w/Prestolite Dist. | S8 48378 | M8 48378 |
| 83-78 | 537 8.9L, 605 9.6L All Models | S8 48379 | M8 48379 |
| 80-78 | 304 5.0L, 345 5.6L, 392 6.4L All w/Holley Dist. | S8 48380 | M8 48380 |
| 80-77 | 304 5.0L, 354 5.6L Scout w/Holley Dist. | S8 48380 | M8 48380 |
| 79 | 400 6.6L, 446 7.3L All Models w/Holley Dist. | S8 48378 | M8 48378 |
| 78-64 | 266 4.4L, 304 5.0L All Models | S8 48380 | M8 48380 |
| 78-64 | 354 5.6L, 392 6.4L All Models | S8 48380 | M8 48380 |
| 77-65 | 478 7.8L, 549 9.0L All Models w/Holley Dist. | S8 48382 | M8 48382 |

JEEP

| | | | |
|-------|---|----------|----------|
| 06-03 | 148 2.4L Wrangler 2.4L DOHC | S4 58309 | M4 58309 |
| 05-02 | 148 2.4L Liberty DOHC | S4 58309 | M4 58309 |
| 02-91 | 150 2.5L Cherokee, Comanche, Wrangler | S4 28436 | M4 28436 |
| 90-83 | 150 2.5L Cherokee, CJ Series, Comanche Scrambler, Wagoneer, Wrangler, YJ | S4 28435 | M4 28435 |
| 83-80 | 151 2.5L CJ Series, Scrambler (GM Engine.) | S4 48467 | M4 48467 |
| 71-56 | All (Copper Conductor Wire) | C4 46001 | N/A |

6 Cylinder

| | | | |
|-------|--|----------|----------|
| 86-84 | 173 2.8L Cherokee, Comanche, Wagoneer | S6 48484 | M6 48484 |
| 11-07 | 231 3.8L (1) Wrangler | S6 58310 | M6 58310 |
| 04-00 | 242 4.0L (S) Cherokee & Grand Cherokee (Connector for Coil on Plug, 6 Req.) | | CC-501 ☉ |
| 06-00 | 242 4.0L (S) Wrangler Series (Connector for Coil on Plug, 6 Req.) | | CC-501 ☉ |
| 00-91 | 242 4.0L Cherokee, TJ Can. Wrangler, YJ Can. | S6 28438 | M6 28438 |
| 99-93 | 242 4.0L Grand Cherokee | S6 28438 | M6 28438 |
| 90-87 | 242 4.0L Cherokee, Comanche, Wagoneer | S6 28418 | M6 28418 |

☉ Connector for Coil on Plug (CC)

JEEP

| YEAR | ENGINE & MODEL | <u>FIT OEM</u> SUPPRESSOR B&B WIRE | <u>FIT OEM</u> PLATINUM CLASS LASER MAG |
|-------------|--|--|---|
| 86-74 | 232 3.8L, 258 4.2L CJ Series & DJ5 | S6 57303 | M6 57303 |
| 83-74 | 258 4.2L Cherokee | S6 57303 | M6 57303 |
| 87-74 | 258 4.2L J10 & J20 | S6 57303 | M6 57303 |
| 86-84 | 258 4.2L Grand Wagoneer | S6 57303 | M6 57303 |
| 83-80 | 258 4.2L Wagoneer | S6 57303 | M6 57303 |
| 90-87 | 258 4.2L Wrangler | S6 57303 | M6 57303 |
| 73-71 | 173 2.8L, 258 4.2L Cherokee, CJ Series, DJ Series, Pick Up J Series, Gladiator, Jeepster, Wagoneer .. | S6 57304 | M6 57304 |
| 71-65 | 192 3.2L, 225 3.7L CJ & DJ Series, Commando, Jeepster | S6 28221 | M6 28221 |

8 Cylinder

| | | | |
|-------------|--|----------------|----------|
| 09-08 | 285 4.7L Commander & Grand Cherokee | S8 58382 | M8 58382 |
| 05..... | 345 5.7L (2) Grand Cherokee (Conn. for Coil on Plug, 8 Req.) | | CC-512 ☉ |
| 05..... | 345 5.7L Grand Cherokee (Wire Set) | S8 58385 | M8 58385 |
| 98-93 | 318 5.2L, 360 5.9L Grand Cherokee Grand Wagoneer | S8 58380 | M8 58380 |
| 91-74 | 304 5.0L, 360 5.9L, 401 6.6L Cherokee, Comando, Pick Up J Series, Wagoneer & Grand Wagoneer ... | S8 46237 | M8 46237 |
| 71-68 | 350 5.7L Pick Up J Series, Wagoneer | S8 46212 | M8 46212 |
| 68-65 | 327 5.3L Wagoneer | S8 46211 | M8 46211 |

LINCOLN TRUCK - AVIATOR

| | | | |
|-------------|---|--|----------|
| 05-03 | 281 4.6L (H) (Connector for Coil on Plug, 8 Req.) | | CC-506 ☉ |
|-------------|---|--|----------|

LINCOLN TRUCK - BLACKWOOD

| | | | |
|---------|---|--|----------|
| 03..... | 330 5.4L (A) (Connector for Coil on Plug, 8 Req.) | | CC-506 ☉ |
|---------|---|--|----------|

☉ Connector for Coil on Plug (CC)

LINCOLN TRUCK - NAVIGATOR

| YEAR | ENGINE & MODEL | FIT OEM | |
|-------------|---|------------------------|-----------------------------|
| | | SUPPRESSOR B&B WIRE | PLATINUM CLASS LASER MAG |
| 08-05 | 330 5.4L (5) (Connector for Coil on Plug, 8 Req.) | | CC-537 ☉ |
| 04-99 | 330 5.4L (A, R) DOHC (Conn. for Coil on Plug, 8 Req.) | | CC-506 ☉ |
| 99-98 | 330 5.4L (A, L) SOHC (Conn. for Coil on Plug, 8 Req.) | | CC-500 ☉ |

MERCURY TRUCK - MARINER

| | | | |
|-------------|--|--|----------|
| 08-05 | 140 2.3L (H, Z) Inc. Mariner Hybrid (Conn. for Coil on Plug, 4 Req.) | | CC-535 ☉ |
| 08-05 | 182 3.0L (1) (Connector for Coil on Plug, 6 Req.) | | CC-507 ☉ |

MERCURY TRUCK - MOUNTAINEER

| | | | |
|-------------|---|----------------|----------|
| 10-02 | 244 4.0L (E, K) | S6 98239 | M6 98239 |
| 01 | 245 4.0L SOHC | S6 98224 | M6 98224 |
| 01-98 | 244 4.0L SOHC RHD | S6 98223 | M6 98223 |
| 00-98 | 244 4.0L SOHC LHD | S6 98224 | M6 98224 |
| 08-06 | 281 4.6L (8) (Connector for Coil on Plug, 8 Req.) | | CC-537 ☉ |
| 06-02 | 281 4.6L (W) (Connector for Coil on Plug, 8 Req.) | | CC-500 ☉ |
| 00-98 | 302 5.0L w/Cast Exhaust Manifold | S8 98420 | M8 98420 |
| 98 | 302 5.0L w/Tubular Manifold | S8 98413 | M8 98413 |
| 97 | 302 5.0L 1st. Desing | S8 98414 | M8 98414 |
| 97 | 302 5.0L 2nd. Desing | S8 98412 | M8 98412 |

MERCURY TRUCK - MONTEREY

| | | | |
|-------------|--------------------------------|----------------|----------|
| 07-04 | 256 4.2L (2) 12V OHV EFI | S6 98240 | M6 98240 |
|-------------|--------------------------------|----------------|----------|

MERCURY TRUCK - VILLAGER

| | | | |
|-------------|-----------------|----------------|----------|
| 02-99 | 3.3L SOHC | S6 28232 | M6 28232 |
| 98-93 | 182 3.0L | S6 28204 | M6 28204 |

☉ Connector for Coil on Plug (CC)

OLDSMOBILE TRUCKS

| YEAR | ENGINE & MODEL | FIT OEM | |
|-------|---|------------------------|-----------------------------|
| | | SUPPRESSOR B&B WIRE | PLATINUM CLASS LASER MAG |
| 04-02 | 256 4.2L (S) Bravada (Conn. for Coil on Plug, 6 Req.) | | CC-510 ☉ |
| 01-96 | 262 4.3L (W) Bravada | S6 29182 | M6 29182 |
| 94-91 | 262 4.3L (W), (Z) Bravada | S6 48331 | M6 48331 |
| 04-00 | 207 3.4L (E) Silhouette | S6 48302 | M6 48302 |
| 99-96 | 207 3.4L (E) Silhouette | S6 48337 | M6 48337 |
| 94-90 | 189 3.1L (D) Silhouette | S6 29163 | M6 29163 |
| 95-92 | 231 3.8L (L) Silhouette | S6 48404 | M6 48404 |

PLYMOUTH TRUCK - VOYAGER GRAND VOYAGER

| | | | |
|-------|--------------------|----------|----------|
| 00-96 | 148 2.4L (B) | S4 28157 | M4 28157 |
| 90-85 | 135 2.2L, 153 2.5L | S4 57330 | M4 57330 |
| 00-87 | 181 3.0L (3) | S6 58370 | M6 58370 |
| 00-96 | 201 3.3L, 230 3.8L | S6 58366 | M6 58366 |
| 95-90 | 201 3.3L, 230 3.8L | S6 58368 | M6 58368 |

PONTIAC TRUCKS

| | | | |
|-------|-----------------------------|----------|----------|
| 09-06 | 207 3.4L (F) Torrent | S6 48319 | M6 48319 |
| 08-06 | 237 3.9L (1) Montana | S6 48321 | M6 48321 |
| 06-05 | 213 3.5L (L) Montana SV6 | S6 48320 | M6 48320 |
| 05-99 | 207 3.4L (E) Aztek, Montana | S6 48302 | M6 48302 |
| 98-96 | 207 3.4L (E) Trans Sport | S6 48337 | M6 48337 |
| 95-92 | 231 3.8L (L) Trans Sport | S6 48404 | M6 48404 |
| 95-90 | 189 3.1L (D) Trans Sport | S6 29163 | M6 29163 |

SATURN TRUCKS

| | | | |
|-------|---|----------|----------|
| 06-02 | 134 2.2L VUE (Conn. for Coil on Plug, 4 Req.) | | CC-505 ☉ |
| 09-08 | 213 3.5L (N) VUE | S6 48321 | M6 48321 |
| 07-06 | 237 3.9L (1, W) Relay-2 & Relay-3 | S6 48321 | M6 48321 |
| 06-05 | 213 3.5L (L) Relay-2 & Relay-3 | S6 48320 | M6 48320 |

☉ Connector for Coil on Plug (CC)

Japanese And Korean Car Spark Plug Wire Set Application Data

ACURA

| YEAR | MAKE MODEL ENGINE | <u>FIT OEM</u> SUPPRESSOR B&B WIRE | <u>FIT OEM</u> PLATINUM CLASS LASER MAG |
|-------------|---|--|---|
| 97..... | CL 2.2L SOHC VTEC | S4 28350 | M4 28350 |
| 99-98 | CL 2.3L SOHC VTEC | S4 28350 | M4 28350 |
| 99-97 | CL 3.0L SOHC VTEC | S6 28330 | M6 28330 |
| 00-97 | EL 1.6L | S4 28350 | M4 28350 |
| 98-95 | 2.5TL 2.5L SOHC | S5 28920 | M5 28920 |
| 01-94 | INTEGRA GS-R, TYPE R 1.8L DOHC VTEC..... | S4 28342 | M4 28342 |
| 01-90 | INTEGRA GS, LS, RS 1.8L DOHC | S4 28923 | M4 28923 |
| 93-92 | INTEGRA GS-R 1.7L DOHC VTEC..... | S4 28342 | M4 28342 |
| 89-86 | INTEGRA LS, RS 1.6L DOHC..... | S4 28921 | M4 28921 |
| 89-87 | LEGEND L, LS 2.7L DOHC | S6 28922 | M6 28922 |
| 87-86 | LEGEND LS, RS, LX 2.5L DOHC | S6 28922 | M6 28922 |
| 94-92 | VIGOR 2.5L SOHC VTEC | S5 28920 | M5 28920 |

DAEWOO

| | | | |
|-------------|--|----------------|----------|
| 02-97 | LANOS 1.6L 16V DOHC | S4 39319 | M4 39319 |
| 00-97 | LANOS 1.5L SOHC..... | S4 39318 | M4 39318 |
| 02-98 | LEGANZA, NUBIRA SX, CDX 2.0L, 2.2L 16V DOHC..... | S4 39317 | M4 39317 |

DAIHATSU

| | | | |
|-------------|---|----------------|----------|
| 92-88 | CHARADE CLS, CLX, CES 1.0L SOHC | S3 29273 | M3 29273 |
| 92-88 | CHARADE, ROCKY 1.3L, 1.6L SOHC 16V | S4 28279 | M4 28279 |

* New Number

GEO

| YEAR | MAKE MODEL ENGINE | <u>FIT OEM</u> SUPPRESSOR B&B WIRE | <u>FIT OEM</u> PLATINUM MAG WIRE |
|-------|--|--|--|
| 97-89 | METRO (1.0L) | S3 29275 | M3 29275 |
| 97-95 | METRO (1.3L) | S4 29280 | M4 29280 |
| 97-93 | PRIZM (1.6L, 1.8L) | S4 23009 | M4 23009 |
| 92-89 | PRIZM (1.6L) 4AFE DOHC <i>with Cap Assembly</i> | S4 28114 TC | M4 28114 TC |
| 92-90 | PRIZM (1.6L) 4AGE DOHC | S4 23016 | M4 23016 |
| 89 | SPECTRUM (1.5L) | S4 29165 | M4 29165 |
| 89 | SPECTRUM (1.5L) TURBO | S4 29173 | M4 29173 |
| 93-90 | STORM (1.6L) DOHC | S4 29176 | M4 29176 |
| 93-90 | STORM (1.6L) SOHC & 1.8L | S4 29173 | M4 29173 |

GEO SUV & TRUCKS

| | | | |
|-------|---------------------------------|----------|----------|
| 97-94 | TRACKER (1.6L) 16V Vin 6 | S4 29276 | M4 29276 |
| 95-89 | TRACKER (1.6L) Vin U | S4 29272 | M4 29272 |

HONDA

| | | | |
|-------|---|----------|----------|
| 02-98 | ACCORD DX, EX, EXL, EXU, LXU, LX 2.3L SOHC VTEC | S4 28350 | M4 28350 |
| 97-92 | ACCORD DX, LX, SE 2.2L SOHC | S4 28340 | M4 28340 |
| 97-94 | ACCORD EXL, EX 2.2L SOHC VTEC | S4 28350 | M4 28350 |
| 93-92 | ACCORD EX 2.2L | S4 28340 | M4 28340 |
| 91-90 | ACCORD DX, EX, LX 2.2L | S4 28342 | M4 28342 |
| 89-86 | ACCORD DX, LX LXi 2.0L | S4 28341 | M4 28341 |
| 89-85 | ACCORD SEi 1.8L, 2.0L CVCC | S4 28341 | M4 28341 |
| 85-84 | ACCORD LX, S 1.8L CVCC | S4 28341 | M4 28341 |
| 83-76 | ACCORD DX, LX 1.6L, 1.8L CVCC | S4 28335 | M4 28335 |
| 01-98 | ACCORD EXL, LX 3.0L SOHC VTEC | S6 28330 | M6 28330 |
| 97-95 | ACCORD EXL, LX 2.7L SOHC | S6 28351 | M6 28351 |
| 97-92 | ACCORD WAGON LX 2.2L SOHC | S4 28340 | M4 28340 |
| 97-94 | ACCORD WAGON EX 2.0L SOHC VTEC | S4 28350 | M4 28350 |
| 93-92 | ACCORD WAGON EX 2.2L | S4 28340 | M4 28340 |
| 91-90 | ACCORD WAGON EX, LX 2.2L | S4 28342 | M4 28342 |

HONDA

| YEAR | MAKE MODEL ENGINE | FIT OEM SUPPRESSOR B&B WIRE | FIT OEM PLATINUM MAG WIRE |
|-------|---|-----------------------------------|---------------------------------|
| 00-96 | CIVIC CX, DX, EX, LX 1.6L SOHC VTEC | S4 28350 | M4 28350 |
| 00-96 | CIVIC HX 1.6L SOHC VTEC-2 | S4 28350 | M4 28350 |
| 00-96 | CIVIC Si 1.6L DOHC VTEC | S4 28350 | M4 28350 |
| 97-94 | CIVIC DEL SOL 1.6L DOHC VTEC | S4 28350 | M4 28350 |
| 97-96 | CIVIC S, Si, DEL SOL S, Si 1.6L SOHC VTEC | S4 28350 | M4 28350 |
| 95-93 | CIVIC EX, DEL SOL, Si 1.6L SOHC VTEC | S4 28350 | M4 28350 |
| 95-92 | CIVIC EX-S, Si, VX 1.6L SOHC VTEC | S4 28350 | M4 28350 |
| 95-92 | CIVIC CX, DX, LX, DEL SOL 1.5L SOHC | S4 28348 | M4 28348 |
| 91-88 | CIVIC CRX, CRX Si 1.5L, 1.6L | S4 28342 | M4 28342 |
| 91-88 | CIVIC DX, Si 1.5L SOHC, 1.6L SOHC VTEC | S4 28342 | M4 28342 |
| 87-86 | CIVIC CVCC 1.3L, 1.5L W/O FUEL ING | S4 28343 | M4 28343 |
| 87-86 | CIVIC CVCC 1.5L W/ FUEL ING | S4 28343 | M4 28343 |
| 85-84 | CIVIC 1.3L, 1.5L SOHC | S4 28343 | M4 28343 |
| 83-75 | CIVIC 1.2L, 1.3L, 1.5L CVCC | S4 28335 | M4 28335 |
| 91-88 | CIVIC, WAGON RT, WAGON DX 1.5L, 1.6L | S4 28342 | M4 28342 |
| 87-86 | CIVIC WAGON 1.5L | S4 28343 | M4 28343 |
| 85-84 | CIVIC WAGON 1.5L INCL TURBO | S4 28343 | M4 28343 |
| 83-76 | CIVIC WAGON 1.5L | S4 28335 | M4 28335 |
| | | | |
| 01-93 | PRELUDE SH, Si 2.2L DOHC VTEC | S4 28361 | M4 28361 |
| 96-92 | PRELUDE Si, SE 2.3L DOHC, 2.2L SOHC | S4 28340 | M4 28340 |
| 91-88 | PRELUDE Si 2.0L, 2.1L DOHC | S4 28344 | M4 28344 |
| 90-89 | PRELUDE S 2.0L SOHC | S4 28347 | M4 28347 |
| 87-85 | PRELUDE Si 2.0L SOHC | S4 28341 | M4 28341 |
| 87-83 | PRELUDE DX 1.8L SOHC | S4 28341 | M4 28341 |
| 82-79 | PRELUDE CVCC 1.8L | S4 28335 | M4 28335 |

HONDA SUV & TRUCKS

| | | | |
|-------|---|----------|----------|
| 01-97 | CR-V 2.0L | S4 28923 | M4 28923 |
| 98 | ODYSSEY EX, LX 2.3L SOHC | S4 28350 | M4 28350 |
| 97-95 | ODYSSEY EX, LX6, LX7 2.2L SOHC | S4 28340 | M4 28340 |
| | | | |
| 96-94 | PASSPORT 2.6L SOHC | S4 29174 | M4 29174 |
| 02-00 | PASSPORT 3.2L Cyl # 1-5 (Conn. for Coil on Plug, 5 Req.) | | CC-504 ⊗ |
| 02-00 | PASSPORT 3.2L Cyl # 6 (Conn. for Coil on Plug, 1 Req.) | | CC-503 ⊗ |
| 96-94 | PASSPORT 3.2L SOHC | S6 29169 | M6 29169 |

⊗ Connector for Coil on Plug (CC)

HYUNDAI

| YEAR | MAKE MODEL ENGINE | FIT OEM SUPPRESSOR B&B WIRE | FIT OEM PLATINUM MAG WIRE |
|-------|--|-----------------------------------|---------------------------------|
| 02-95 | ACCENT 1.5L SOHC | S4 28782 | M4 28782 |
| 05-01 | ACCENT 1.6L DOHC | S4 28784 | M4 28784 |
| 97-96 | ACCENT 1.5L DOHC (only 2 wires required) | S4 28771 ♦ | M4 28771 ♦ |
| 97-96 | ACCENT 1.5L DOHC (Conn. for Coil on Plug, 2 Req.) | | CC-548 ⊙ |
| 04-01 | BRIO GL SOHC 12 VALVE | S4 28782 | M4 28782 |
| 04 | BRIO 1.6L 16 VALVE | S4 28784 | M4 28784 |
| 12-96 | ELANTRA 1.8L, 2.0L DOHC | S4 28785 | M4 28785 |
| 95-92 | ELANTRA 1.6L, 1.8L DOHC | S4 28148 | M4 28148 |
| 95-90 | EXCEL 1.5L SOHC | S4 28780 | M4 28780 |
| 89-86 | EXCEL 1.5L SOHC | S4 28779 | M4 28779 |
| 95-93 | SCOUPE 1.5L SOHC, SOHC TURBO | S4 28783 | M4 28783 |
| 92-91 | SCOUPE 1.5L SOHC | S4 28780 | M4 28780 |
| 05-99 | SONATA 2.4L DOHC (only 2 wires required) | S4 28772 ♦ | M4 28772 ♦ |
| 05-99 | SONATA 2.4L DOHC (Conn. for Coil on Plug, 2 Req.) | | CC-542 ⊙ |
| 98-92 | SONATA 2.0L DOHC | S4 28148 | M4 28148 |
| 91-89 | SONATA 2.4L SOHC | S4 28149 | M4 28149 |
| 05-02 | SONATA 2.7L DOHC | S6 39307 | M6 39307 |
| 01-99 | SONATA 2.5L DOHC | S6 39307 | M6 39307 |
| 98-90 | SONATA 3.0L SOHC | S6 28150 | M6 28150 |
| 08-97 | TIBURON 1.8L, 2.0L DOHC | S4 28785 | M4 28785 |
| 08-03 | TIBURON 2.7L DOHC | S6 39307 | M6 39307 |

HYUNDAI SUV & TRUCKS

| | | | |
|-------|--|------------|------------|
| 06-01 | SANTA FE 2.4L DOHC (only 2 wires required) | S4 28772 ♦ | M4 28772 ♦ |
| 06-01 | SANTA FE 2.4L DOHC (Conn. for Coil on Plug, 2 Req.) | | CC-542 ⊙ |
| 06-01 | SANTA FE 2.7L DOHC | S6 39307 | M6 39307 |
| 06-03 | SANTA FE 3.5L (only 3 wires required) | S6 39295 ♦ | M6 39295 ♦ |
| 06-03 | SANTA FE 3.5L (Connector for Coil on Plug, 3 Req.) | | CC-532 ⊙ |
| 09-05 | TUCSON 2.0L | S4 28785 | M4 28785 |
| 09-05 | TUCSON 2.7L | S6 39296 | M6 39296 |
| 02-01 | XG300 3.0L & XG350 3.5L (only 3 wires required) | S6 39298 ♦ | M6 39298 ♦ |
| 05-01 | XG300 3.0L & XG350 3.5L (Conn. for Coil on Plug) | | CC-532 ⊙ |
| 05-03 | XG350 3.5L (only 3 wires required) | S6 39295 ♦ | M6 39295 ♦ |

⊙ Connector for Coil on Plug (CC)

♦ Engine Combine Direct Ign. with wire set

INFINITY

| YEAR | MAKE MODEL ENGINE | <u>FIT OEM</u> SUPPRESSOR B&B WIRE | <u>FIT OEM</u> PLATINUM MAG WIRE |
|-------------|---|--|--|
| 02-99 | G20 2.0L DOHC | S4 28214 | M4 28214 |
| 96-91 | G20 2.0L SR20DE | S4 28214 | M4 28214 |
| 07-03 | G35 3.5L (Connector for Coil on Plug, 6 Req.)..... | | CC-541 ⊗ |
| 99-96 | I30 3.0L Right Coil (Conn. for Coil on Plug, 3 Req.) | | CC-525 ⊗ |
| 99-96 | I30 3.0L Left Coil (Conn. for Coil on Plug, 3 Req.) | | CC-526 ⊗ |
| 04-02 | I35 3.5L (Connector for Coil on Plug, 6 Req.) | | CC-533 ⊗ |
| 92-90 | M30 3.0L VG30E | S6 28230 | M6 28230 |
| 07-06 | M35 3.5L (Connector for Coil on Plug, 6 Req.)..... | | CC-541 ⊗ |
| 07-03 | M45 4.5L (Connector for Coil on Plug, 8 Req.)..... | | CC-533 ⊗ |
| 06-02 | Q45 4.5L (Connector for Coil on Plug, 8 Req.)..... | | CC-533 ⊗ |

INFINITY SUV & TRUCKS

| | | | |
|-------------|---|----------------|----------|
| 08-03 | FX35 3.5L (Connector for Coil on Plug, 6 Req.)..... | | CC-541 ⊗ |
| 07-03 | FX45 4.5L (Connector for Coil on Plug, 8 Req.)..... | | CC-533 ⊗ |
| 00-97 | QX4 3.3L SOHC | S6 28200 | M6 28200 |
| 03-02 | QX4 3.5L (Connector for Coil on Plug, 6 Req.) | | CC-533 ⊗ |
| 01..... | QX4 3.5L Cyl # 1 (Conn. for Coil on Plug, 1 Req.)..... | | CC-527 ⊗ |
| 01..... | QX4 3.5L Cyl # 2-5 (Conn. for Coil on Plug, 5 Req.)..... | | CC-528 ⊗ |
| 06-04 | QX56 V8-5.6L (Connector for Coil on Plug, 8 Req.)..... | | CC-533 ⊗ |

ISUZU

| | | | |
|-------------|------------------------------------|----------------|----------|
| 89-87 | I-MARK 1.5L TURBO | S4 29173 | M4 29173 |
| 89-85 | I-MARK 1.5L w/o TURBO..... | S4 29165 | M4 29165 |
| 89..... | I-MARK 1.6L DOHC | S4 29176 | M4 29176 |
| 85-81 | I-MARK 1.8L | S4 28141 | M4 28141 |
| 92..... | IMPULSE 1.8L..... | S4 29176 | M4 29176 |
| 92-90 | IMPULSE 1.6L TURBO | S4 29180 | M4 29180 |
| 91-90 | IMPULSE 1.6L w/o TURBO..... | S4 29176 | M4 29176 |
| 89-85 | IMPULSE 2.0L TURBO | S4 29171 | M4 29171 |
| 84-83 | IMPULSE 1.9L w/o TURBO..... | S4 28141 | M4 28141 |
| 89-88 | IMPULSE 2.3L..... | S4 29171 | M4 29171 |

⊗ Connector for Coil on Plug (CC)

ISUZU

| YEAR | MAKE MODEL ENGINE | <u>FIT OEM</u> SUPPRESSOR B&B WIRE | <u>FIT OEM</u> PLATINUM MAG WIRE |
|-------------------------------|---|--|--|
| 92-91 | STYLUS 1.6L DOHC, 1.8L DOHC..... | S4 29176 | M4 29176 |
| 93-91 | STYLUS 1.6L SOHC | S4 29173 | M4 29173 |
| ISUZU SUV & TRUCKS | | | |
| 00-98 | AMIGO 2.2L DOHC | S4 29187 | M4 29187 |
| 96-89 | AMIGO 2.3L, 2.6L..... | S4 29174 | M4 29174 |
| 00-98 | AMIGO 3.2L Cyl. # 1-5 (Conn. for Coil on Plug, 5 Req.) | | CC-504 ☉ |
| 00-98 | AMIGO 3.2L Cyl. # 6 (Conn. for Coil on Plug, 1 Req.) | | CC-503 ☉ |
| 05-03 | ASCENDER 4.2L (S) (Conn. for Coil on Plug, 6 Req.)..... | | CC-510 ☉ |
| 06-05 | ASCENDER 5.3L..... | S8 48322 | M8 48322 |
| 04-03 | ASCENDER 5.3L..... | S8 29192 | M8 29192 |
| 03-02 | AXIOM 3.5L Cyl. # 1-5 (Conn. for Coil on Plug, 5 Req.) | | CC-504 ☉ |
| 03-02 | AXIOM 3.5L Cyl. # 6 (Conn. for Coil on Plug, 1 Req.) | | CC-503 ☉ |
| 00-98 | HOMBRE 2.2L..... | S4 29189 | M4 29189 |
| 97-96 | HOMBRE 2.2L | S4 29184 | M4 29184 |
| 00-97 | HOMBRE 4.3L..... | S6 29182 | M6 29182 |
| 06..... | I-280 2.8L 4 Cyl. (Connector for Coil on Plug, 4 Req.) | | CC-510 ☉ |
| 06..... | I-350 3.5L 5 Cyl. (Connector for Coil on Plug, 5 Req.) | | CC-510 ☉ |
| 02-92 | NPR 5.7L | S8 48368 | M8 48368 |
| 95-93 | NPR 5.7L, W4..... | S8 48427 | M8 48427 |
| 10-03 | NPR 6.0L | S8 29192 | M8 29192 |
| 01-00 | NPR-HD 5.7L..... | S8 48368 | M8 48368 |
| 08-04 | NPR-HD 6.0L..... | S8 29192 | M8 29192 |
| 99-98 | OASIS 2.3L SOHC PTEC..... | S4 28350 | M4 28350 |
| 97-96 | OASIS 2.2L SOHC | S4 28340 | M4 28340 |
| 95-86 | PICK-UP 2.3L, 2.6L..... | S4 29174 | M4 29174 |
| 88-81 | PICK-UP 1.8L, 1.9L..... | S4 28141 | M4 28141 |
| 94-91 | PICK-UP 3.1L..... | S6 29163 | M6 29163 |
| 03-98 | RODEO, RODEO SPORT 2.2L | S4 29187 | M4 29187 |
| 97-91 | RODEO 2.6L | S4 29174 | M4 29174 |
| 04-00 | RODEO 3.2L Cyl. # 1-5 (Conn. for Coil on Plug, 5 Req.) | | CC-504 ☉ |
| 04-00 | RODEO 3.2L Cyl. # 6 (Conn. for Coil on Plug, 1 Req.) | | CC-503 ☉ |
| 96-93 | RODEO 3.2L SOHC | S6 29169 | M6 29169 |
| 92-91 | RODEO 3.1L | S6 29163 | M6 29163 |

☉ Connector for Coil on Plug (CC)

ISUZU

| YEAR | MAKE MODEL ENGINE | <u>FIT OEM</u> SUPPRESSOR B&B WIRE | <u>FIT OEM</u> PLATINUM MAG WIRE |
|-------|---|--|--|
| 91-86 | TROOPER 2.3L, 2.6L | S4 29174 | M4 29174 |
| 85-84 | TROOPER 1.9L | S4 28141 | M4 28141 |
| 02-98 | TROOPER 3.5L Cyl. # 1-5 (Conn. for Coil on Plug, 5 Req.) | | CC-504 ☉ |
| 02-98 | TROOPER 3.5L Cyl. # 6 (Conn. for Coil on Plug, 1 Req.) | | CC-503 ☉ |
| 95-92 | TROOPER 3.2L SOHC | S6 29170 | M6 29170 |
| 95-92 | TROOPER 3.2L DOHC | S6 29172 | M6 29172 |
| 91-89 | TROOPER 2.8L | S6 29163 | M6 29163 |

KIA

| | | | |
|-------|---|------------|------------|
| 06-04 | AMANTI 3.5L (only 3 wires required) | S6 39295 ◆ | M6 39295 ◆ |
| 06-04 | AMANTI 3.5L (Connector for Coil on Plug, 3 Req.) | | CC-532 ☉ |
| 05-01 | MAGENTIS 2.4L DOHC (only 2 wires required) | S4 28772 ◆ | M4 28772 ◆ |
| 05-01 | MAGENTIS 2.4L (Connector for Coil on Plug, 2 Req.) | | CC-542 ☉ |
| 01 | MAGENTIS 2.5L | S6 39307 | M6 39307 |
| 06-02 | MAGENTIS 2.7L DOHC | S6 39307 | M6 39307 |
| 06-01 | OPTIMA 2.4L DOHC (only 2 wires required) | S4 28772 ◆ | M4 28772 ◆ |
| 06-01 | OPTIMA 2.4L (Connector for Coil on Plug, 2 Req.) | | CC-542 ☉ |
| 01 | OPTIMA 2.5L | S6 39307 | M6 39307 |
| 06-02 | OPTIMA 2.7L DOHC | S6 39307 | M6 39307 |
| 05-01 | RIO 1.5L & 1.6L DOHC | S4 39299 | M4 39299 |
| 01-98 | SEPHIA 1.8L DOHC (only 2 wires required) | S4 39302 ◆ | M4 39302 ◆ |
| 01-98 | SEPHIA 1.8L DOHC (Conn. for Coil on Plug, 2 Req.) | | CC-548 ☉ |
| 97-95 | SEPHIA 1.6L, 1.8L DOHC | S4 39303 | M4 39303 |
| 97-94 | SEPHIA 1.6L SOHC | S4 39301 | M4 39301 |
| 04-00 | SPECTRA 1.8L DOHC (only 2 wires required) | S4 39302 ◆ | M4 39302 ◆ |
| 04-00 | SPECTRA 1.8L DOHC (Conn. for Coil on Plug, 2 Req.) | | CC-548 ☉ |
| 09-04 | SPECTRA & SPECTRA 5 2.0L | S4 28785 | M4 28785 |

☉ Connector for Coil on Plug (CC)

◆ Engine Combine Direct Ign. with wire set

KIA

| YEAR | MAKE MODEL ENGINE | <u>FIT OEM</u> SUPPRESSOR B&B WIRE | <u>FIT OEM</u> PLATINUM MAG WIRE |
|------|-------------------|--|--|
|------|-------------------|--|--|

KIA SUV & TRUCKS

| | | | |
|-------|---|------------|------------|
| 05-02 | SEDONA 3.5L DOHC (only 3 wires required) | S6 39298 ♦ | M6 39298 ♦ |
| 05-02 | SEDONA 3.5L DOHC (Conn. for Coil on Plug, 3 Req.) | | CC-532 ⊙ |
| 06-03 | SORENTO 3.5L DOHC (only 3 wires required) | S6 39297 ♦ | M6 39297 ♦ |
| 06-03 | SORENTO 3.5L DOHC (Conn. for Coil on Plug, 3 Req.) | | CC-532 ⊙ |
| 11-10 | SOUL 2.0L | S4 28785 | M4 28785 |
| 10-05 | SPORTAGE 2.0L | S4 28785 | M4 28785 |
| 02-95 | SPORTAGE 2.0L DOHC (only 2 wires required) | S4 39304 ♦ | M4 39304 ♦ |
| 02-95 | SPORTAGE 2.0L DOHC (Conn. for Coil on Plug, 2 Req.) | | CC-536 ⊙ |
| 97-95 | SPORTAGE 2.0L SOHC | S4 39305 | M4 39305 |
| 10-05 | SPORTAGE 2.7L | S6 39296 | M6 39296 |

LEXUS

| | | | |
|-------|--|------------|------------|
| 91-90 | ES250 2.5L 2VZ-FE | S6 28136 | M6 28136 |
| 91-90 | ES250 2.5L 2VZ-FE | S6 28136 | M6 28136 |
| 01-96 | ES300 3.0L DOHC 1MZ-FE (only 3 wires req.) | S6 23000 ♦ | M6 23000 ♦ |
| 01-96 | ES300 3.0L (Connector for Coil on Plug, 3 Req.) | | CC-531 ⊙ |
| 95-94 | ES300 3.0L (Connector for Coil on Plug, 6 Req.) | | CC-538 ⊙ |
| 93-92 | ES300 3.0L DOHC 3VZ-FE | S6 23020 | M6 23020 |
| 05-98 | GS300 3.0L DOHC 2JZ-GE (only 3 wires req.) | S6 23035 ♦ | M6 23035 ♦ |
| 97-92 | GS300, SC300 3.0L DOHC 2JZ-GE | S6 23019 | M6 23019 |
| 05-01 | IS300 3.0L DOHC 2JZ-GE (only 3 wires req.) | S6 23035 ♦ | M6 23035 ♦ |
| 00-98 | SC300, 3.0L DOHC 2JZ-GE (only 3 wires req.) | S6 23035 ♦ | M6 23035 ♦ |
| 97-96 | LX450, 4.5L 1FZFE | S6 23013 | M6 23013 |
| 98-90 | LS400, SC400 4.0L DOHC 1UZ-FE | S8 23022 | M8 23022 |

⊙ Connector for Coil on Plug (CC)

♦ Engine Combine Direct Ign. with wire set

MAZDA

| YEAR | MAKE MODEL ENGINE | <u>FIT OEM</u> SUPPRESSOR B&B WIRE | <u>FIT OEM</u> PLATINUM MAG WIRE |
|-------|--|--|--|
| 94-86 | 323 1.6L SOHC | S4 29261 | M4 29261 |
| 89-88 | 323 1.6L TURBO | S4 29264 | M4 29264 |
| 09-06 | 3 SERIES 2.3L (Connector for Coil on Plug, 4 Req.) | | CC-546 ☉ |
| 05-04 | 3 SERIES 2.3L (Connector for Coil on Plug, 4 Req.) | | CC-535 ☉ |
| 09-06 | 6 SERIES 2.3L (Connector for Coil on Plug, 4 Req.) | | CC-546 ☉ |
| 05-03 | 6 SERIES 2.3L | S4 29014 | M4 29014 |
| 06-03 | 6 SERIES 3.0L (Connector for Coil on Plug, 6 Req.) | | CC-507 ☉ |
| 02-98 | 626 2.0L DOHC | S4 29259 | M4 29259 |
| 97-93 | 626 2.0L DOHC AT, MT | S4 29245 | M4 29245 |
| 92-88 | 626 2.2L SOHC | S4 29267 | M4 29267 |
| 87-79 | 626 2.0L INCL. TURBO | S4 29256 | M4 29256 |
| 02-98 | 626 2.5L DOHC | S6 29260 | M6 29260 |
| 97-93 | 626 2.5L DOHC | S6 29270 | M6 29270 |
| 77-75 | 808 1.6L | S4 29254 | M4 29254 |
| 95-92 | 929 3.0L DOHC | S6 29243 | M6 29243 |
| 91-88 | 929 3.0L SOHC | S6 29249 | M6 29249 |
| 91-90 | 929S 3.0L DOHC | S6 29263 | M6 29263 |
| 85-77 | GLC, MIZER 1.3L, 1.4L, 1.5L | S4 29254 | M4 29254 |
| 02-95 | MILENIA 2.3L V6 S/C (Connector for Coil on Plug, 6 Req.) | | CC-516 ☉ |
| 02-95 | MILENIA 2.5L DOHC | S6 29230 | M6 29230 |
| 09-06 | MIATA MX-5 2.0L (Connector for Coil on Plug, 4 Req.) | | CC-546 ☉ |
| 05-01 | MIATA 1.8L DOHC (only 2 wires required) | S4 23201 ◆ | M4 23201 ◆ |
| 05-01 | MIATA 1.8L DOHC (Connector for Coil on Plug, 2 Req.) | | CC-515 ☉ |
| 00-90 | MIATA MX-5 1.6L, 1.8L DOHC | S4 29246 | M4 29246 |
| 96-94 | MX-3 1.6L DOHC | S4 29247 | M4 29247 |
| 93-92 | MX-3 1.6L SOHC | S4 29261 | M4 29261 |
| 95-94 | MX-3 1.8L DOHC | S6 29229 | M6 29229 |
| 93-92 | MX-3 1.8L DOHC | S6 29271 | M6 29271 |

☉ Connector for Coil on Plug (CC)

◆ Engine Combine Direct Ign. with wire set

MAZDA

| YEAR | MAKE MODEL ENGINE | FIT OEM SUPPRESSOR B&B WIRE | FIT OEM PLATINUM MAG WIRE |
|-------|---|-----------------------------------|---------------------------------|
| 97-93 | MX-6 2.0L DOHC AT, MT..... | S4 29245 | M4 29245 |
| 92-88 | MX-6 2.2L SOHC..... | S4 29267 | M4 29267 |
| 97-93 | MX-6 2.5L DOHC..... | S6 29270 | M6 29270 |
| 03-01 | PROTEGE SERIES & PROTEGE 5 2.0L DOHC (only 2 wires required) | S4 23200 ◆ | M4 23200 ◆ |
| 03-01 | PROTEGE SERIES & PROTEGE 5 2.0L DOHC (Connector for Coil on Plug, 2 Req.) | | CC-516 ⊙ |
| 01-99 | PROTEGE 1.6L DOHC (only 2 wires required)..... | S4 23237 ◆ | M4 23237 ◆ |
| 01-99 | PROTEGE 1.6L DOHC (Conn. for Coil on Plug, 2 Req.) | | CC-517 ⊙ |
| 00-99 | PROTEGE 1.8L DOHC..... | S4 29236 | M4 29236 |
| 98-95 | PROTEGE 1.5L DOHC..... | S4 29248 | M4 29248 |
| 98-95 | PROTEGE 1.8L DOHC..... | S4 29247 | M4 29247 |
| 94-90 | PROTEGE 1.8L SOHC..... | S4 29261 | M4 29261 |
| 94-90 | PROTEGE 1.8L DOHC..... | S4 29262 | M4 29262 |
| 95-93 | RX7 1.3L Turbo Rotary Engine..... | S4 29244 | M4 29244 |
| 91-86 | RX7 1.3L Rotary Engine (Inc. Turbo)..... | S4 29250 | M4 29250 |
| 85-70 | RX7 ,RX4, RX3SP, RX2, R100, COSMO Rotary Engine 1.1L, 1.3L | S4 29251 | M4 29251 |
| 11-04 | RX8 1.3L Rotary Engine | S4 29013 | M4 29013 |

MAZDA SUV & TRUCKS

| | | | |
|-------|--|----------|----------|
| 78-72 | B1600 PICK UP B1800 PICK UP 1.6L,1.8L | S4 29254 | M4 29254 |
| 84-79 | B2000 PICK UP 2.0L..... | S4 29256 | M4 29256 |
| 87-86 | B2000 PICK UP 2.0L..... | S4 29267 | M4 29267 |
| 93-87 | B2200 PICK UP 2.2L..... | S4 29267 | M4 29267 |
| 10-01 | B2300 PICK UP 2.3L DOHC | S4 29235 | M4 29235 |
| 97-94 | B2300 PICK UP 2.3L with Dual Plug..... | S4 29242 | M4 29242 |
| 01-98 | B2500 PICK UP 2.5L with Dual Plug..... | S4 29234 | M4 29234 |
| 93-89 | B2600i PICK UP 2.6L..... | S4 29256 | M4 29256 |
| 88-87 | B2600 PICK UP 2.6L..... | S4 28141 | M4 28141 |

⊙ Connector for Coil on Plug (CC)

◆ Engine Combine Direct Ign. with wire set

MAZDA

| YEAR | MAKE MODEL ENGINE | <u>FIT OEM</u> SUPPRESSOR B&B WIRE | <u>FIT OEM</u> PLATINUM MAG WIRE |
|-------|--|--|--|
| 08-04 | B3000 PICK UP 3.0L..... | S6 29217 | M6 29217 |
| 03-01 | B3000 PICK UP 3.0L..... | S6 29225 | M6 29225 |
| 00-98 | B3000 PICK UP 3.0L..... | S6 29226 | M6 29226 |
| 97-95 | B3000 PICK UP 3.0L..... | S6 29214 | M6 29214 |
| 94 | B3000 PICK UP 3.0L..... | S6 29241 | M6 29241 |
| 10-01 | B4000 PICK UP 4.0L SOHC | S6 29231 | M6 29231 |
| 00-94 | B4000 PICK UP 4.0L..... | S6 29268 | M6 29268 |
| 09-07 | CX7 2.3L (Connector for Coil on Plug, 4 Req.) | | CC-546 ☉ |
| 94-89 | MPV 2.6L..... | S4 29265 | M4 29265 |
| 02-01 | MPV 2.5L From 10/17/01 (5.25" Spark Plug Boot, without Clip on Ign.) | S6 98233 | M6 98233 |
| 01-00 | MPV 2.5L To 10/18/00 (4.5" Spark Plug Boot)..... | S6 29015 | M6 29015 |
| 00 | MPV 2.5L (5.25" Spark Plug Boot, with Clip on Ign.).. | S6 29213 | M6 29213 |
| 05-02 | MPV 3.0L (Connector for Coil on Plug, 6 Req.) | | CC-507 ☉ |
| 98-96 | MPV 3.0L..... | S6 29289 | M6 29289 |
| 95-89 | MPV 3.0L..... | S6 29249 | M6 29249 |
| 94-91 | NAVAJO 4.0L | S6 29268 | M6 29268 |
| 77-75 | ROTARY PICK UP 1.3L | S4 29251 | M4 29251 |
| 04-01 | TRIBUTE 2.0L | S4 29012 | M4 29012 |
| 06-05 | TRIBUTE 2.3L (Connector for Coil on Plug, 4 Req.) | | CC-535 ☉ |
| 06-01 | TRIBUTE (1) 3.0L (Connector for Coil on Plug, 6 Req.) | | CC-507 ☉ |

☉ Connector for Coil on Plug (CC)

MITSUBISHI

| YEAR | MAKE MODEL ENGINE | <u>FIT OEM</u> SUPPRESSOR B&B WIRE | <u>FIT OEM</u> PLATINUM MAG WIRE |
|-------|--|--|--|
| 99-97 | 3000 GT 3.0L SOHC | S6 28147 | M6 28147 |
| 99-91 | 3000 GT SL, VR4 3.0L DOHC TURBO | S6 28152 | M6 28152 |
| 88-83 | CORDIA 1.8L, 2.0L | S4 28141 | M4 28141 |
| 04-97 | DIAMANTE ES, LS 3.5L 24V SOHC | S6 28156 | M6 28156 |
| 96-92 | DIAMANTE ES, WAGON 3.0L SOHC | S6 28147 | M6 28147 |
| 96-92 | DIAMANTE LS 3.0L DOHC | S6 28152 | M6 28152 |
| 05-00 | ECLIPSE 2.4L SOHC (only 2 wires required) | S4 23300 ♦ | M4 23300 ♦ |
| 05-00 | ECLIPSE 2.4L SOHC (Conn. for Coil on Plug, 2 Req.) | | CC-519 ⊙ |
| 99-95 | ECLIPSE GST, GSX 2.0L DOHC Turbo | S4 28148 | M4 28148 |
| 99-95 | ECLIPSE GS, RS 2.0L DOHC w/o Turbo | S4 28157 | M4 28157 |
| 94-90 | ECLIPSE GS, RS 1.8L SOHC | S4 28149 | M4 28149 |
| 94-90 | ECLIPSE GS, GST, GSX 2.0L DOHC Turbo | S4 28148 | M4 28148 |
| 99-96 | ECLIPSE SPYDER GS 2.4L SOHC | S4 23303 | M4 23303 |
| 99-95 | ECLIPSE SPYDER GST, GSX 2.0L DOHC, Turbo | S4 28148 | M4 28148 |
| 05-00 | ECLIPSE GT 3.0L SOHC | S6 28144 | M6 28144 |
| 95-92 | EXPO & EXPO LRV 1.8L, 2.4L 4WD | S4 28151 | M4 28151 |
| 04-98 | GALANT 2.4L SOHC (only 2 wires required) | S4 23300 ♦ | M4 23300 ♦ |
| 04-98 | GALANT 2.4L DOHC (Conn. for Coil on Plug, 2 Req.) | | CC-519 ⊙ |
| 98-95 | GALANT 2.4L SOHC | S4 28151 | M4 28151 |
| 94 | GALANT 2.4L DOHC w/o Power Steering | S4 28151 | M4 28151 |
| 94 | GALANT 2.4L DOHC with Power Steering | S4 28148 | M4 28148 |
| 93 | GALANT 2.0L SOHC | S4 28151 | M4 28151 |
| 93-89 | GALANT 2.0L DOHC, Turbo | S4 28148 | M4 28148 |
| 92-85 | GALANT 2.0L, 2.4L SOHC | S4 28149 | M4 28149 |
| 03-99 | GALANT 3.0L SOHC | S6 28144 | M6 28144 |
| 90-89 | GALANT SIGMA 3.0L | S6 28150 | M6 28150 |
| 06-01 | LANCER 1.6L (Japan version) only 2 wires required | S4 23759-E ♦ | M4 23759-E ♦ |
| 06-02 | LANCER 2.0L (only 2 wires required) | S4 23302 ♦ | M4 23302 ♦ |
| 06-02 | LANCER 2.0L (Connector for Coil on Plug, 2 Req.) | | CC-519 ⊙ |
| 06-03 | LANCER EVOLUTION DOHC 16V Turbo (only 2 wires required) | S4 23304 ♦ | M4 23304 ♦ |
| 06-03 | LANCER EVOLUTION DOHC 16V Turbo (Conn. for Coil on Plug, 2 Req.) | | CC-520 ⊙ |

⊙ Connector for Coil on Plug (CC)

♦ Engine Combine Direct Ign. with wire set

MITSUBISHI

| YEAR | MAKE MODEL ENGINE | <u>FIT OEM</u> SUPPRESSOR B&B WIRE | <u>FIT OEM</u> PLATINUM MAG WIRE |
|-------|---|--|--|
| 02-91 | MIRAGE 1.5L SOHC | S4 28162 | M4 28162 |
| 90-89 | MIRAGE 1.5L SOHC | S4 28149 | M4 28149 |
| 88-87 | MIRAGE 1.5L SOHC | S4 28779 | M4 28779 |
| 86-85 | MIRAGE 1.5L | S4 28141 | M4 28141 |
| 92-88 | MIRAGE 1.6L DOHC Turbo | S4 28148 | M4 28148 |
| 88-86 | MIRAGE 1.6L SOHC | S4 28779 | M4 28779 |
| 02-97 | MIRAGE 1.8L DOHC 16V (only 2 wires required) | S4 23300 ◆ | M4 23300 ◆ |
| 02-97 | MIRAGE 1.8L DOHC 16V (Conn. for Coil on Plug, 2 Req.) | | CC-519 ⊙ |
| 96-93 | MIRAGE 1.8L SOHC 16V | S4 28151 | M4 28151 |
| 94-92 | PRECIS 1.5L | S4 28149 | M4 28149 |
| 91-87 | PRECIS 1.5L | S4 28141 | M4 28141 |
| 89-83 | STARION 2.6L Turbo | S4 28141 | M4 28141 |
| 88-83 | TREDIA 1.8L, 2.0L | S4 28141 | M4 28141 |

MITSUBISHI SUV & TRUCKS

| | | | |
|-------|--|------------|------------|
| 89-83 | MONTERO 2.6L | S4 28141 | M4 28141 |
| 96-95 | MONTERO 3.0L | S6 28144 | M6 28144 |
| 94-89 | MONTERO 3.0L 12V SOHC | S6 28153 | M6 28153 |
| 02-97 | MONTERO 3.5L | S6 23301 | M6 23301 |
| 96-94 | MONTERO 3.5L (only 3 wires required) | S6 23354 ◆ | M6 23354 ◆ |
| 06-03 | MONTERO 3.8L (only 3 wires required) | S6 23355 ◆ | M6 23355 ◆ |
| 99-97 | MONTERO SPORT 2.4L SOHC | S4 28143 | M4 28143 |
| 03-97 | MONTERO SPORT 3.0L 24V SOHC | S6 23301 | M6 23301 |
| 04-99 | MONTERO SPORT 3.5L | S6 23301 | M6 23301 |
| 05-03 | OUTLANDER 2.4L (only 2 wires required) | S4 23300 ◆ | M4 23300 ◆ |
| 05-03 | OUTLANDER 2.4L (Conn. for Coil on Plug, 2 Req.) | | CC-519 ⊙ |
| 96-90 | PICK UP 2.4L | S4 28149 | M4 28149 |
| 89-83 | PICK UP 2.0L, 2.6L | S4 28141 | M4 28141 |
| 94-89 | PICK UP 3.0L 4WD | S6 28153 | M6 28153 |
| 90-87 | VAN 2.4L | S4 28149 | M4 28149 |

⊙ Connector for Coil on Plug (CC)

◆ Engine Combine Direct Ign. with wire set

NISSAN

| YEAR | MAKE MODEL ENGINE | <u>FIT OEM</u> SUPPRESSOR B&B WIRE | <u>FIT OEM</u> PLATINUM MAG WIRE |
|-------|--|--|--|
| 98-95 | 200SX 1.6L DOHC | S4 28213 | M4 28213 |
| 98-95 | 200SX 2.0L DOHC, Incl. Turbo | S4 28214 | M4 28214 |
| 88-80 | 200SX 2.0L, 2.2L with Dual Plug | S4 28223 | M4 28223 |
| 80-77 | 200SX 2.0L | S4 28222 | M4 28222 |
| 88-87 | 200SX 3.0L VG30E (NPR) | S6 28207 | M6 28207 |
| 82-74 | 210, 210GFU, B210GFU, F10 1.2, 1.4L, 1.5L | S4 28224 | M4 28224 |
| 82 | 310 1.5L | S4 28228 | M4 28228 |
| 81-79 | 310 1.4L, 1.5L | S4 28224 | M4 28224 |
| 81-80 | 510 2.0L Z20 with Dual Plug | S4 28223 | M4 28223 |
| 79-68 | 510, 610, 710 1.6L, 1.8L & 2.0L | S4 28222 | M4 28222 |
| 73-68 | 510, 521, 1200, B110 1.2L, 1.3L | S4 28224 | M4 28224 |
| 81-77 | 810 2.4L | S6 28221 | M6 28221 |
| 98-94 | 240SX 2.4L DOHC | S4 28236 | M4 28236 |
| 93-91 | 240SX 2.4L | S4 28210 | M4 28210 |
| 90-89 | 240SX 2.4L | S4 28212 | M4 28212 |
| 83-70 | 240Z, 260Z, 280Z, 280ZX 2.4L, 2.6L, 2.8L Incl. Turbo | S6 28221 | M6 28221 |
| 89-84 | 300ZX 3.0L Incl. Turbo | S6 28216 | M6 28216 |
| 06-03 | 350Z 3.5L (Connector for Coil on Plug, 6 Req.) | | CC-541 ☉ |
| 06-02 | ALTIMA 2.5L (Connector for Coil on Plug, 4 Req.) | | CC-550 ☉ |
| 01-97 | ALTIMA 2.4L DOHC | S4 28201 | M4 28201 |
| 96-93 | ALTIMA 2.4L | S4 28205 | M4 28205 |
| 06-02 | ALTIMA 3.5L (Connector for Coil on Plug, 6 Req.) | | CC-533 ☉ |
| 95-90 | AXXES 2.4L | S4 28212 | M4 28212 |
| 84-81 | MAXIMA 2.4L | S6 28221 | M6 28221 |
| 01-95 | MAXIMA 3.0L Right Coil (Conn. for Coil on Plug, 3 Req.) | | CC-525 ☉ |
| 01-95 | MAXIMA 3.0L Left Coil (Conn. for Coil on Plug, 3 Req.) | | CC-526 ☉ |
| 94-89 | MAXIMA 3.0L VG30E | S6 28209 | M6 28209 |
| 88-85 | MAXIMA 3.0L VG30E | S6 28230 | M6 28230 |
| 07-02 | MAXIMA 3.5L (Connector for Coil on Plug, 6 Req.) | | CC-533 ☉ |

☉ Connector for Coil on Plug (CC)

◆ Engine Combine Direct Ign. with wire set

NISSAN

| YEAR | MAKE MODEL ENGINE | <u>FIT OEM</u> SUPPRESSOR B&B WIRE | <u>FIT OEM</u> PLATINUM MAG WIRE |
|-------|---|--|--|
| 93-91 | NX 1.6L DOHC | S4 28213 | M4 28213 |
| 93-91 | NX 2.0L DOHC | S4 28214 | M4 28214 |
| 90-89 | PULSAR NX 1.6L | S4 28208 | M4 28208 |
| 88-83 | PULSAR 1.6L, 1.5L | S4 28228 | M4 28228 |
| 92-89 | SENTRA B-12 | S4 28208 | M4 28208 |
| 93-91 | SENTRA B-13 | S4 28219 | M4 28219 |
| 83-82 | SENTRA 1.5L | S4 28228 | M4 28228 |
| 99-91 | SENTRA 1.6L DOHC | S4 28213 | M4 28213 |
| 90-89 | SENTRA 1.6L | S4 28208 | M4 28208 |
| 88-83 | SENTRA 1.6L & 1.7L | S4 28228 | M4 28228 |
| 06-01 | SENTRA 1.8L (Conn. for Coil on Plug, 4 Req.) | | CC-534 ⊗ |
| 02-01 | SENTRA 1.8L DOHC (Wire set) | S4 28235 | M4 28235 |
| 01-98 | SENTRA 2.0L DOHC | S4 28214 | M4 28214 |
| 94-91 | SENTRA 2.0L DOHC | S4 28214 | M4 28214 |
| 06-02 | SENTRA 2.5L (Conn. for Coil on Plug, 4 Req.) | | CC-550 ⊗ |
| 89-86 | STANZA HATCHBACK WAGON 2.0L w/Dual Plug | S4 28226 | M4 28226 |
| 89-86 | STANZA SEDAN 2.0L with Dual Plug | S4 28227 | M4 28227 |
| 85-82 | STANZA 2.0L with Dual Plug | S4 28226 | M4 28226 |
| 92-90 | STANZA 2.4L | S4 28212 | M4 28212 |

NISSAN SUV & TRUCKS

| | | | |
|-------|---|----------|----------|
| 86-81 | 720 PICKUP 2.4L, 2.0L, 2.2L with Dual Plug | S4 28223 | M4 28223 |
| 07-05 | ARMADA 5.6L (Connector for Coil on Plug, 8 Req.) | | CC-533 ⊗ |
| 97-90 | D21 HARD BODY PICKUP 2.4L | S4 28212 | M4 28212 |
| 89-86 | D21 HARD BODY PICKUP 2.4L with Dual Plug | S4 28223 | M4 28223 |
| 93-90 | D21 HARD BODY PICKUP 3.0L | S6 28215 | M6 28215 |
| 89-86 | D21 HARD BODY PICKUP, 720 PICKUP 3.0L | S6 28216 | M6 28216 |
| 04-02 | FRONTIER 2.4L | S4 28203 | M4 28203 |
| 01-98 | FRONTIER 2.4L DOHC | S4 28202 | M4 28202 |
| 04-99 | FRONTIER 3.3L w/o S/C | S6 28200 | M6 28200 |
| 04-01 | FRONTIER 3.3L with S/C SOHC | S6 28231 | M6 28231 |
| 07-05 | FRONTIER 4.0L (Conn. for Coil on Plug, 6 Req.) | | CC-533 ⊗ |

⊗ Connector for Coil on Plug (CC)

NISSAN

| YEAR | MAKE MODEL ENGINE | <u>FIT OEM</u> SUPPRESSOR B&B WIRE | <u>FIT OEM</u> PLATINUM MAG WIRE |
|-------------|---|--|--|
| 07-03 | MURANO 3.5L (Connector for Coil on Plug, 6 Req.) | | CC-533 ☉ |
| 88-86 | PATHFINDER 2.4L with Dual Plug | S4 28223 | M4 28223 |
| 95-90 | PATHFINDER 3.0L VG30E..... | S6 28215 | M6 28215 |
| 89-87 | PATHFINDER 3.0L VG301 | S6 28216 | M6 28216 |
| 00-96 | PATHFINDER 3.3L VG33E SOHC | S6 28200 | M6 28200 |
| 04-01 | PATHFINDER 3.5L (Connector for Coil on Plug, 6 Req.) | | CC-533 ☉ |
| 01..... | PATHFINDER 3.5L Cyl # 1 (Conn. for Coil on Plug, 1 Req.) | | CC-527 ☉ |
| 01..... | PATHFINDER 3.5L Cyl # 2-6 (Conn. for Coil on Plug, 5 Req.) | | CC-528 ☉ |
| 08-05 | PATHFINDER 4.0L (Connector for Coil on Plug, 6 Req.)..... | | CC-533 ☉ |
| 79-65 | PICKUP ALL | S4 28222 | M4 28222 |
| 97-95 | PICKUP | S4 28212 | M4 28212 |
| 98-93 | QUEST 3.0L Mini Van SOHC | S6 28204 | M6 28204 |
| 02-99 | QUEST 3.3L Mini Van SOHC | S6 28232 | M6 28232 |
| 08-04 | QUEST 3.5L (Connector for Coil on Plug, 6 Req.) | | CC-533 ☉ |
| 06-04 | TITAN 5.6L (Connector for Coil on Plug, 8 Req.) | | CC-533 ☉ |
| 88-87 | VAN 2.4L | S4 28223 | M4 28223 |
| 04-02 | XTERRA 2.4L DOHC | S4 28203 | M4 28203 |
| 01-00 | XTERRA 2.4L DOHC..... | S4 28202 | M4 28202 |
| 04-02 | XTERRA 3.3L SOHC with SC | S6 28231 | M6 28231 |
| 04-01 | XTERRA 3.3L SOHC w/o SC | S6 28200 | M6 28200 |
| 08-05 | XTERRA 4.0L (Connector for Coil on Plug, 6 Req.) | | CC-533 ☉ |
| 67-60 | ALL | S4 28222 | M4 28222 |

☉ Connector for Coil on Plug (CC)

SUBARU

| YEAR | MAKE MODEL ENGINE | <u>FIT OEM</u> SUPPRESSOR B&B WIRE | <u>FIT OEM</u> PLATINUM MAG WIRE |
|-------|--|--|--|
| 89-77 | BRAT, HATCHBACK, SEDAN 1.6L, 1.8L | S4 28370 | M4 28370 |
| 87-71 | WAGON 1.1L, 1.4L, 1.6L | S4 28370 | M4 28370 |
| 89-85 | DL, GL 1.8L Turbo Incl. 4WD | S4 28369 | M4 28369 |
| 89-85 | DL, GL 1.8L | S4 28368 | M4 28368 |
| 97-93 | IMPREZA 1.8L SOHC | S4 28376 | M4 28376 |
| 98-97 | IMPREZA 2.2L SOHC | S4 28378 | M4 28378 |
| 96-95 | IMPREZA 2.2L SOHC | S4 28371 | M4 28371 |
| 11-05 | IMPREZA 2.5L Exc. Turbo | S4 28383 | M4 28383 |
| 04-99 | IMPREZA 2.5L & 2.2L SOHC | S4 28377 | M4 28377 |
| 98 | IMPREZA 2.5L DOHC | S4 28379 | M4 28379 |
| 94-87 | JUSTY 1.2L SOHC | S3 28374 | M3 28374 |
| 99 | LEGACY 2.2L SOHC | S4 28377 | M4 28377 |
| 98-97 | LEGACY 2.2L SOHC | S4 28378 | M4 28378 |
| 96-90 | LEGACY 2.2L SOHC | S4 28371 | M4 28371 |
| 09-05 | LEGACY 2.5L Exc. Turbo (Fed) Angle to coil | S4 28383 | M4 28383 |
| 05-04 | LEGACY 2.5L Exc. Turbo (California) Straight boot to coil | S4 28384 | M4 28384 |
| 04-00 | LEGACY 2.5L SOHC (Fed) | S4 28377 | M4 28377 |
| 99-97 | LEGACY, SUS 2.5L DOHC (from 5/97) | S4 28382 | M4 28382 |
| 97-96 | LEGACY 2.5L DOHC (From 6/96 to 4/97) | S4 28379 | M4 28379 |
| 96 | LEGACY 2.5L DOHC (to 5/96) | S4 28381 | M4 28381 |
| 94-90 | LOYALE 1.8L | S4 28368 | M4 28368 |
| 94-90 | LOYALE 1.8L Turbo | S4 28369 | M4 28369 |
| 08-05 | OUTBACK 2.5L Exc. Turbo (Fed) Angle to coil | S4 28383 | M4 28383 |
| 05-04 | OUTBACK 2.5L Exc. Turbo (California) Straight boot to coil | S4 28384 | M4 28384 |
| 04-00 | OUTBACK 2.5L (Fed.) | S4 28377 | M4 28377 |
| 91-85 | XT 1.8L Incl. Turbo | S4 28369 | M4 28369 |
| 91-88 | XT-6 2.7L | S6 28375 | M6 28375 |

SUBARU SUV & TRUCKS

| | | | |
|-------|---------------------------------------|----------|----------|
| 06-03 | BAJA 2.5L | S4 28377 | M4 28377 |
| 10-05 | FORESTER 2.5L Exc. Turbo | S4 28383 | M4 28383 |
| 04-99 | FORESTER 2.5L SOHC | S4 28377 | M4 28377 |
| 98 | FORESTER 2.5L | S4 28379 | M4 28379 |

* New Number

⊗ Connector for Coil on Plug (CC)

SUZUKI

| YEAR | MAKE MODEL ENGINE | <u>FIT OEM</u> SUPPRESSOR B&B WIRE | <u>FIT OEM</u> PLATINUM MAG WIRE |
|-------|---|--|--|
| 03-02 | AERIO 2.0L | | CC-502 ⊙ |
| 07-04 | AERIO 2.3L | | CC-502 ⊙ |
| 02-99 | BALENO 1.6L (Connector for Coil on Plug) | | CC-502 ⊙ |
| 98-95 | BALENO, ESTEEM 1.6L SOHC 16V | S4 29278 | M4 29278 |
| 01-99 | ESTEEM 1.6L SOHC (only 2 wires required) | S4 29281 ◆ | M4 29281 ◆ |
| 01-99 | ESTEEM 1.6L (Conn. for Coil on Plug, 2 Req.) | | CC-551 ⊙ |
| 02-99 | ESTEEM 1.8L (Conn. for Coil on Plug, 4 Req.) | | CC-502 ⊙ |
| 90-84 | SA 310 FORZA 1.1L | S3 29273 | M3 29273 |
| 08-04 | FORENZA 2.0L DOHC | S4 39317 | M4 39317 |
| 08-05 | RENO 2.0L | S4 39317 | M4 39317 |
| 94-90 | SWIFT 1.0L | S3 29275 | M3 29275 |
| 01-99 | SWIFT 1.3L (only 2 wires required) | S4 29281 ◆ | M4 29281 ◆ |
| 01-99 | SWIFT 1.3L (Conn. for Coil on Plug, 2 Req.) Cyl. 2 & 3 | | CC-502 ⊙ |
| 98 | SWIFT 1.3L SOHC | S4 29276 | M4 29276 |
| 97-89 | SWIFT 1.3L SOHC | S4 29280 | M4 29280 |
| 94-89 | SWIFT GT 1.3L DOHC | S4 29274 | M4 29274 |
| 09-07 | SX4 2.0L (Conn. for Coil on Plug, 4 Req.) | | CC-555 ⊙ |
| 06-04 | VERONA 2.5L (Connector for Coil on Plug, 6 Req.) | | CC-540 ⊙ |

SUZUKI SUV & TRUCKS

| | | | |
|-------|--|------------|------------|
| 95-86 | SAMURAI 1.3L SOHC | S4 29272 | M4 29272 |
| 97-89 | SIDEKICK 1.3L, 1.6L SOHC 8V | S4 29272 | M4 29272 |
| 98-92 | SIDEKICK, VITARA, X90 1.6L SOHC 16V | S4 29276 | M4 29276 |
| 98-97 | SIDEKICK-SPORT 1.8L (Conn. for Coil on Plug, 4 Req.) | | CC-502 ⊙ |
| 01-99 | VITARA 1.6L SOHC 16V (only 2 wires required) | S4 29281 ◆ | M4 29281 ◆ |
| 01-99 | VITARA 1.6L SOHC Cyl. 2 & 3 (Conn. for Coil on Plug, 2 Req.) | | CC-502 ⊙ |
| 95-89 | VITARA 1.6L SOHC 8V | S4 29272 | M4 29272 |
| 03-02 | VITARA 2.0L DOHC (Conn. for Coil on Plug, 4 Req.) | | CC-502 ⊙ |
| 00-99 | VITARA 2.0L DOHC 16V (only 2 wires required) | S4 29281 ◆ | M4 29281 ◆ |
| 00-99 | VITARA 2.0L DOHC Cyl. 2 & 3 (Conn. for Coil on Plug, 2 Req.) | | CC-502 ⊙ |

⊙ Connector for Coil on Plug (CC)

◆ Engine Combine Direct Ign. with wire set

SUZUKI

| YEAR | MAKE MODEL ENGINE | <u>FIT OEM</u> SUPPRESSOR B&B WIRE | <u>FIT OEM</u> PLATINUM MAG WIRE |
|-------|--|--|--|
| 05-99 | VITARA & GRAND VITARA 2.5L DOHC 24V (Connector for Coil on Plug, 6 Req.) | | CC-502 ⊙ |
| 08-06 | GRAND VITARA 2.7L (Conn. for Coil on Plug, 6 Req.) | | CC-555 ⊙ |
| 06-02 | XL-7 2.7L (Connector for Coil on Plug, 6 Req.) | | CC-502 ⊙ |

TOYOTA

| | | | |
|-------|---|-------------|-------------|
| 99-96 | AVALON 3.0L DOHC 1MZ-FE (only 3 wires req.) | S6 23000 ◆ | M6 23000 ◆ |
| 99-96 | AVALON 3.0L DOHC 1MZ-FE (Conn. for Coil on Plug, 3 Req.) | | CC-531 ⊙ |
| 95 | AVALON 3.0L DOHC 1MZ-FE (Conn. for Coil on Plug, 6 Req.) | | CC-538 ⊙ |
| 91-87 | CAMRY 2.0L 3S-FE <i>with Cap Assambly</i> | S4 28124-TC | M4 28124-TC |
| 86-83 | CAMRY 2.0L 2S-ELC | S4 28111 | M4 28111 |
| 01-97 | CAMRY 2.2L DOHC 5S-FE | S4 23003 | M4 23003 |
| 96-92 | CAMRY 2.2L DOHC 5S-FE | S4 23006 | M4 23006 |
| 91-88 | CAMRY 2.5L 2VZ-FE | S6 28136 | M6 28136 |
| 01-96 | CAMRY 3.0L 1MZ-FE DOHC (only 3 wires req.) | S6 23000 ◆ | M6 23000 ◆ |
| 01-96 | CAMRY 3.0L 1MZ-FE (Conn. for Coil on Plug, 3 Req.) | | CC-531 ⊙ |
| 95-94 | CAMRY 3.0L 1MZ-FE (Conn. for Coil on Plug, 6 Req.) | | CC-538 ⊙ |
| 93-92 | CAMRY 3.0L 3VZ-FE | S6 23020 | M6 23020 |
| 73-71 | CARINA 1.6L 2T-C | S4 28101 | M4 28101 |
| 93-90 | CELICA 1.6L 4A-FE <i>with Cap Assambly</i> | S4 28125-TC | M4 28125-TC |
| 97-94 | CELICA GTS 1.8L DOHC 7A-FE | S4 23009 | M4 23009 |
| 74-71 | CELICA 1.9L, 2.0L, 8RC,18RC | S4 28224 | M4 28224 |
| 93-92 | CELICA 2.0L 3S-GTE | S4 23011 | M4 23011 |
| 91-90 | CELICA 2.0L 3S-GTE Turbo | S4 28008 | M4 28008 |
| 89-87 | CELICA 2.0L 3S-FE <i>with Cap Assambly</i> | S4 28124-TC | M4 28124-TC |
| 89-86 | CELICA 2.0L 3S-GELC, 3S-GTE Turbo | S4 28126 | M4 28126 |
| 89-88 | CELICA GTS 2.0L 3S-GTE Turbo All Wheel Drive | S4 28119 | M4 28119 |
| 86 | CELICA 2.0L, 2S-ELC | S4 28111 | M4 28111 |
| 99-92 | CELICA 2.2L 5S-FE | S4 23006 | M4 23006 |
| 91-90 | CELICA 2.2L 5S-FE | S4 23131 | M4 23131 |
| 85-75 | CELICA 2.2L, 20R | S4 28103 | M4 28103 |
| 85-83 | CELICA 2.4L 22R, 22REC | S4 28103 | M4 28103 |

TC With Cap Wire Assembly

⊙ Connector for Coil on Plug (**CC**)

◆ Engine Combine Direct Ign. with wire set

TOYOTA

| YEAR | MAKE MODEL ENGINE | FIT OEM SUPPRESSOR B&B WIRE | FIT OEM PLATINUM MAG WIRE |
|-------|---|-----------------------------------|---------------------------------|
| 79-68 | COROLLA 1.1L, 1.2L KC, 3KC | S4 28105 | M4 28105 |
| 97-93 | COROLLA 1.6L 4A-FE 1.8L DOHC 7A-FE | S4 23009 | M4 23009 |
| 92-88 | COROLLA 1.6L 4A-FE <i>with Cap Assambly</i> | S4 28125-TC | M4 28125-TC |
| 91-90 | COROLLA 1.6L 4A-GE | S4 23016 | M4 23016 |
| 89-88 | COROLLA 1.6L 4A-F <i>with Cap Assambly</i> | S4 28114-TC | M4 28114-TC |
| 89-88 | COROLLA, COROLLA FX16 1.6L 4A-GE, 4A-GEC | S4 28118 | M4 28118 |
| 87-85 | COROLLA 1.6L 4A-GEC | S4 28123 | M4 28123 |
| 88-83 | COROLLA, COROLLA FX 1.6L 4A-LC 4A-C | S4 28110 | M4 28110 |
| 82-71 | COROLLA 1.6L & 1.8L 2T, 2TC, 3TC | S4 28101 | M4 28101 |
| 00-98 | COROLLA 1.8L 1ZZ-FE DOHC | S4 23012 | M4 23012 |
| 82-75 | CORONA 2.2L, 2.4L 20R, 22R | S4 28103 | M4 28103 |
| 74-68 | CORONA ALL | S4 28224 | M4 28224 |
| 88-83 | CRESSIDA 2.8L 5M-GE | S6 28113 | M6 28113 |
| 82-75 | CRESSIDA, MARK II 2.6L, 2.8L 5M-E, 4M-E, 4M | S6 28102 | M6 28102 |
| 92-89 | CRESSIDA 3.0L 7M-GE DOHC | S6 28129 | M6 28129 |
| 71-67 | CROWN 2.3L, 2.6L 2M, 4M | S6 28102 | M6 28102 |
| 72-69 | MARK II 1.9L, 2.0L | S4 28224 | M4 28224 |
| 89-88 | MR2 1.6L 4A-GZE | S4 28120 | M4 28120 |
| 89-85 | MR2 1.6L 4A-GELC | S4 28118 | M4 28118 |
| 95-92 | MR2 2.0L 3S-GTE (FROM 2/92) | S4 23011 | M4 23011 |
| 92-91 | MR2 2.0L 3S-GTE (TO 1/92) | S4 28008 | M4 28008 |
| 95-92 | MR2 2.2L 5S-FE (FROM 2/92) | S4 23006 | M4 23006 |
| 92-91 | MR2 2.2L 5S-FE (TO 1/92) | S4 23131 | M4 23131 |
| 99-96 | PASEO 1.5L DOHC 5E-FE (only 2 wires required) | S4 23018 ♦ | M4 23018 ♦ |
| 99-96 | PASEO 1.5L DOHC 5E-FE (Conn. for Coil on Plug, 2 Req.) | | CC-524 ⊙ |
| 95-92 | PASEO 1.5L 5E-FE | S4 23005 | M4 23005 |
| 84-81 | STARLET 1.3L 4K-E, 4K-C | S4 28105 | M4 28105 |
| 01-99 | SOLARA 2.2L DOHC | S4 23003 | M4 23003 |
| 03-99 | SOLARA 3.0L 1MZ-FE (only 3 wires required) | S6 23000 ♦ | M6 23000 ♦ |
| 03-99 | SOLARA 3.0L 1MZ-FE (Conn. for Coil on Plug, 3 Req.) | | CC-531 ⊙ |

TC *With Cap Wire Assembly*

⊙ Connector for Coil on Plug (**CC**)

♦ Engine Combine Direct Ign. with wire set

TOYOTA

| YEAR | MAKE MODEL ENGINE | <u>FIT OEM</u> SUPPRESSOR B&B WIRE | <u>FIT OEM</u> PLATINUM MAG WIRE |
|-------|--|--|--|
| 81-79 | SUPRA 2.6L, 2.8L 5M-E, 4M-E | S6 28102 | M6 28102 |
| 85-82 | SUPRA 2.8L 5M-GE | S6 28113 | M6 28113 |
| 98-93 | SUPRA 3.0L 2JZ-GE | S6 23019 | M6 23019 |
| 92-87 | SUPRA 3.0L 7M-GTE Turbo | S6 28128 | M6 28128 |
| 92-86 | SUPRA 3.0L 7M-GE | S6 28129 | M6 28129 |
| 99-95 | TERCEL 1.5L DOHC 5E-FE (only 2 wires required) | S4 23018 ◆ | M4 23018 ◆ |
| 99-95 | TERCEL 1.5L DOHC 5E-FE (Conn. for Coil on Plug, 2 Req.) | | CC-524 ⊙ |
| 94-93 | TERCEL 1.5L 3E-E | S4 23004 | M4 23004 |
| 92-87 | TERCEL 1.5L 3E, 3E-E <i>with Cap Assambly</i> | S4 28112-TC | M4 28112-TC |
| 88-83 | TERCEL 1.5L 3A-C | S4 28110 | M4 28110 |
| 82-80 | TERCEL 1.5L 1A-C, 3A-C | S4 28224 | M4 28224 |

TOYOTA SUV & TRUCKS

| | | | |
|-------|---|------------|------------|
| 95-93 | 4RUNNER 2.4L 22R-EC | S4 23023 | M4 23023 |
| 92-84 | 4RUNNER 2.4L 22R, 22R-TEC, 22R-EC | S4 28103 | M4 28103 |
| 01-97 | 4RUNNER 2.7L 3RZ-FE | S4 23036 | M4 23036 |
| 96 | 4RUNNER 2.7L 3RZ-FE | S4 23024 | M4 23024 |
| 95-92 | 4RUNNER 3.0L 3VZ-FE | S6 23014 | M6 23014 |
| 91-88 | 4RUNNER 3.0L 3VZ-FE | S6 28122 | M6 28122 |
| 02-96 | 4RUNNER 3.4L 5VZ-FE (only 3 wires required) | S6 23025 ◆ | M6 23025 ◆ |
| 02-96 | 4RUNNER 3.4L 5VZ-FE (Conn. for Coil on Plug, 3 Req.) | | CC-523 ⊙ |
| 92-88 | LAND CRUISER 4.0L 3F-E | S6 28003 | M6 28003 |
| 80-68 | LAND CRUISER 3.9L, 4.2L 2F | S6 57304 | M6 57304 |
| 87-81 | LAND CRUISER 4.2L 2F | S6 28117 | M6 28117 |
| 97-93 | LAND CRUISER 4.5L 1FZ-FE | S6 23013 | M6 23013 |
| 74-69 | PICKUP HILUX 1.9L, 2.0L 8RC, 18RC | S4 28224 | M4 28224 |
| 95-93 | PICKUP HILUX 2.4L 22R-EC | S4 23023 | M4 23023 |
| 92-75 | PICKUP HILUX ALL 4 CYL | S4 28103 | M4 28103 |
| 95-92 | PICKUP HILUX 3.0L 3VZE | S6 23014 | M6 23014 |
| 91-88 | PICKUP HILUX 3.0L 3VZE | S6 28122 | M6 28122 |
| 97-91 | PREVIA 2.4L 2TZ-FE, 2TZ-FZE | S4 23002 | M4 23002 |
| 01-98 | RAV4 2.0L 3S-FE DOHC | S4 23003 | M4 23003 |
| 97-96 | RAV4 2.0L 3S-FE DOHC | S4 23006 | M4 23006 |

TC With Cap Wire Assembly

⊙ Connector for Coil on Plug (**CC**)

◆ Engine Combine Direct Ign. with wire set

TOYOTA

| YEAR | MAKE MODEL ENGINE | <u>FIT OEM</u> SUPPRESSOR B&B WIRE | <u>FIT OEM</u> PLATINUM MAG WIRE |
|-------------|---|--|--|
| 01-98 | SIENNA 3.0L 1MZ-FE DOHC (only 3 wires req.)..... | S6 23000 ♦ | M6 23000 ♦ |
| 01-98 | SIENNA 3.0L 1MZ-FE (Conn. for Coil on Plug, 3 Req.)..... | | CC-531 ⊙ |
| 98..... | T-100 PICKUP 2.4L 3RZ-FE | S4 23036 | M4 23036 |
| 97-94 | T-100 PICKUP 2.7L 3RZ-FE | S4 23024 | M4 23024 |
| 94-93 | T-100 PICKUP 3.0L 3VZ-E..... | S6 23014 | M6 23014 |
| 98-95 | T-100 PICKUP 3.4L 5VZ-FE (only 3 wires req.)..... | S6 23025 ♦ | M6 23025 ♦ |
| 98-95 | T-100 PICKUP 3.4L 5VZ-FE (Conn. for Coil on Plug, 3 Req.) | | CC-523 ⊙ |
| 01-97 | TACOMA 2.4L, 2.7L 3RZ-FE..... | S4 23036 | M4 23036 |
| 96-95 | TACOMA 2.4L, 2.7L 2RZ-FE, 3RZ-FE | S4 23024 | M4 23024 |
| 04-95 | TACOMA 3.4L 5VZ-FE (only 3 wires required) | S6 23025 ♦ | M6 23025 ♦ |
| 04-95 | TACOMA 3.4L 5VZ-FE (Conn. for Coil on Plug, 3 Req.) | | CC-523 ⊙ |
| 89-84 | VAN 2.0L, 2.2L | S4 28116 | M4 28116 |
| 88..... | VAN WAGON 2.2L 4Y-EC | S4 28116 | M4 28116 |
| 04-00 | TUNDRA 3.4L 5VZ-FE (only 3 wires required)..... | S6 23025 ♦ | M6 23025 ♦ |
| 04-00 | TUNDRA 3.4L 5VZ-FE (Conn. for Coil on Plug, 3 Req.) | | CC-523 ⊙ |

- ⊙ Connector for Coil on Plug (CC)
- ♦ Engine Combine Direct Ign. with wire set

European Car Spark Plug Wire Set Application Data

ALFA ROMEO

| YEAR | MAKE MODEL ENGINE | OEM PARTS B&B LINE | OEM PARTS PLATINUM ^{MAG} |
|-------|-------------------------|-----------------------|--------------------------------------|
| 91-82 | SPIDER 2.0L DOHC | C4-39000 | N/A |
| 80-75 | ALL MODELS | S4-29254 | M4-29254 |
| 94-91 | 164 3.0L | C6-39001 | N/A |

AUDI

| | | | |
|-------|--|----------|----------|
| 91-85 | 80, 90, 4000 1.8L, 2.0L | C4-39817 | N/A |
| 84-73 | 4000, FOX 1.5L, 1.6L, 1.8L | C4-39813 | N/A |
| 77-69 | 100LS, GL 1.8L 1.9L | C4-39812 | N/A |
| 92-91 | 80 2.3L 5 Cyl. | C5-39818 | N/A |
| 92-88 | 80 QUATTRO 2.3L 5 Cyl. | C5-39818 | N/A |
| 91-88 | 90 2.3L 5 Cyl. | C5-39818 | N/A |
| 91-90 | 90 QUATTRO 2.3L 5 Cyl. | C5-39816 | N/A |
| 89-88 | 90 QUATTRO 2.3L 5 Cyl. | C5-39818 | N/A |
| 95-93 | 90 & 90 QUATTRO 2.8L with AFC Engine | C6-39810 | N/A |
| 91-89 | 100 & 100 QUATTRO 2.3L 5 Cyl. | C5-39818 | N/A |
| 94-92 | 100 & 100 QUATTRO 2.8L with AFC Engine | C6-39810 | N/A |
| 91-89 | 200 & 200 QUATTRO 2.2L 5 Cyl. | C5-39818 | N/A |
| 87-85 | 4000 & 4000 QUATTRO 2.2L 5 Cyl. | C5-39818 | N/A |
| 88-85 | 5000 & 5000 QUATTRO 2.2L 5 Cyl. | C5-39818 | N/A |
| 84-78 | 4000 SERIES, 5000, COUPE 2.2L 5 Cyl. | C5-39814 | N/A |
| 99-97 | A4 & A4 QUATTRO 1.8L (Conn. for Coil on Plug, 4 Req.) | | CC-521 ☉ |
| 97-96 | A4 & A4 QUATTRO 2.8L with AFC Engine | C6-39810 | N/A |
| 99-98 | A4 & A4 QUATTRO 2.8L with AHA & ATQ Engine | C6-39524 | N/A |
| 97-95 | A6 & A6 QUATTRO 2.8L with AFC Engine | C6-39810 | N/A |
| 04-00 | A6 2.7L (Conn. for Coil on Plug, 6 Req.) | | CC-521 ☉ |
| 99-98 | A6 & A6 QUATTRO 2.8L with AHA & ATQ Engine | C6-39524 | N/A |
| 04-00 | ALL ROAD QUATTRO 2.7L (Conn. for Coil on Plug, 6 Req.) | | CC-521 ☉ |
| 91-90 | COUPE QUATTRO 2.3L 5 Cyl. | C5-39816 | N/A |
| 02-00 | S4 2.7L (Conn. for Coil on Plug, 6 Req.) | | CC-521 ☉ |
| 94-92 | S4 2.2L 5 Cyl. (Conn. for Coil on Plug, 5 Req.) | | CC-522 ☉ |
| 93-92 | S4 2.2L DOHC, 80 QUATTRO 2.3L | C5-39816 | N/A |
| 97-95 | S6 2.2L 5 Cyl. (Conn. for Coil on Plug, 5 Req.) | | CC-522 ☉ |
| 94-90 | V8 QUATTRO 3.6L, 4.2L | C8-39811 | N/A |

N/A Not Available

☉ Connector for Coil on Plug (CC)

AUSTIN

| YEAR | MAKE MODEL ENGINE | OEM PARTS B&B LINE | OEM PARTS PLATINUM ^{MAG} |
|-------|------------------------------|-----------------------|--------------------------------------|
| 75-68 | AMERICA & MARINA 1.3L & 1.8L | S4-28224 | M4-28224 |
| 69-68 | MINI COOPER 1.3L | S4-28224 | M4-28224 |
| 66-63 | PRINCESS 3.9L | S6-57304 | M6-57304 |

AUSTIN HEALEY

| | | | |
|-------|-------------|----------|----------|
| 69-62 | SPRITE 1.3L | S4-28224 | M4-28224 |
| 60-57 | 100-6 2.6L | S6-57304 | M6-57304 |
| 67-59 | 3000 2.9L | S6-57304 | M6-57304 |

BMW

| | | | |
|-------|--|----------|----------|
| 99-90 | 318 SERIES 1.8L & 1.9L | S4-39740 | M4-39740 |
| 85-84 | 318i 1.8L | C4-39741 | N/A |
| 83-80 | 320i 1.8L | C4-39742 | N/A |
| 79-77 | 320i 2.0L | C4-39743 | N/A |
| 00-98 | 323 SERIES 2.5L (Conn. for Coil on Plug, 6 Req.) | | CC-514 ☉ |
| 02-92 | 325 SERIES 2.5L M50 (Conn. for Coil on Plug, 6 Req.) | | CC-514 ☉ |
| 93-88 | 325i, IX, IS, IC 2.5L M20 | C6-39747 | N/A |
| 88-84 | 325E, 2.7L Upgrade Dist. | C6-39748 | N/A |
| 00-96 | 328 SERIES 2.8L M52 (Conn. for Coil on Plug, 6 Req.) | | CC-514 ☉ |
| 03-01 | 330 SERIES 3.0L (Conn. for Coil on Plug, 6 Req.) | | CC-514 ☉ |
| 03-01 | 525i 2.5L M54 (Conn. for Coil on Plug, 6 Req.) | | CC-514 ☉ |
| 95-91 | 525i 2.5L M50 (Conn. for Coil on Plug, 6 Req.) | | CC-514 ☉ |
| 90-89 | 525i 2.5L | C6-39738 | N/A |
| 00-97 | 528i 2.8L (Conn. for Coil on Plug, 6 Req.) | | CC-514 ☉ |
| 88-82 | 528E 2.7L Upgrade Dist. | C6-39769 | N/A |
| 84-82 | 528E 2.7L Exc. Upgrade Dist. | C6-39760 | N/A |
| 81-79 | 528i 2.8L | C6-39757 | N/A |
| 03-01 | 530i 3.0L (Conn. for Coil on Plug, 6 Req.) | | CC-514 ☉ |
| 78 | 530i 3.0L | C6-39759 | N/A |
| 85-82 | 533i 3.2L | C6-39752 | N/A |
| 93-85 | 535i 3.4L, 3.5L | C6-39746 | N/A |
| 03-97 | 540i 4.4L V8 (Conn. for Coil on Plug, 8 Req.) | | CC-514 ☉ |

N/A Not Available

☉ Connector for Coil on Plug (CC)

BMW

| YEAR | MAKE MODEL ENGINE | OEM PARTS B&B LINE | OEM PARTS PLATINUM ^{MAG} |
|-------|---|-----------------------|--------------------------------------|
| 78-77 | 630CSi | C6-39757 | N/A |
| 84-82 | 633CSi 3.2L | C6-39752 | N/A |
| 81-78 | 633CSi 3.2L | C6-39757 | N/A |
| 89-88 | 635CSi 3.5L | C6-39746 | N/A |
| 86-85 | 635CSi 3.4L | C6-39745 | N/A |
| 85-82 | 733i 3.2L | C6-39752 | N/A |
| 81-78 | 733i 3.2L | C6-39757 | N/A |
| 93-85 | 735i 3.4L, 3.5L | C6-39746 | N/A |
| 01-96 | 740 SERIES 4.4L V8 (Conn. for Coil on Plug, 8 Req.) | | CC-514 ☉ |
| 00-95 | 750i, M73/E38 5.4L | C12-39762 | N/A |
| 94-88 | 750i/ i L, M70/E32 , 5.0L | C12-39762 | N/A |
| 97-96 | 840Ci 4.4L V8 (Conn. for Coil on Plug, 8 Req.) | | CC-514 ☉ |
| 94-91 | 850i, M70/E31 5.0L L BANK | C12-39762 | N/A |
| 91-88 | M3 2.3L | C4-39737 | N/A |
| 03-00 | M5 5.0L V8 (Conn. for Coil on Plug, 8 Req.) | | CC-514 ☉ |
| 93-91 | M5 3.5L DOHC | C6-39736 | N/A |
| 88-87 | M5, M6, L6 3.5L | C6-39735 | N/A |
| 03-00 | X5 SERIES 3.0L, 4.4L V8 & 4.6 V8 (Conn. for Coil on Plug) | | CC-514 ☉ |
| 02-97 | Z3 SERIES 2.5L, 2.8L & 3.0L (Conn. for Coil on Plug, 6 Req.) | | CC-514 ☉ |
| 99-96 | Z3 1.9L DOHC | C4-39740 | N/A |
| 03-00 | Z8 5.0L V8 (Conn. for Coil on Plug, 8 Req.) | | CC-514 ☉ |
| 76-63 | ALL | C4-39744 | N/A |
| 77-69 | ALL | C6-39759 | N/A |

FIAT

| | | | |
|-------|----------------------------------|----------|----------|
| 67-66 | 124 1.2L | S4-28224 | M4-28224 |
| 75-68 | 124 1.4L, 1.6L, 1.8L | S4-28222 | M4-28222 |
| 83-76 | 124 1.8L, 2.0L | S4-39860 | M4-39860 |
| 79 | 128 1.3L | S4-39860 | M4-39860 |
| 78-71 | 128 1.1L, 1.3L | S4-39860 | M4-39860 |
| 78-77 | 131 1.8L | S4-28224 | M4-28224 |
| 76-75 | 131 1.8L | S4-39860 | M4-39860 |
| 70-67 | 850 ALL | S4-29251 | M4-29251 |
| 81-78 | BRAVA 2.0L | S4-28224 | M4-28224 |
| 82-81 | SPIDER 2.0L | S4-39860 | M4-39860 |
| 79-74 | SPIDER 1.8L, 2.0L | S4-39433 | M4-39433 |
| 80-79 | SPIDER 2000 2.0L | S4-39433 | M4-39433 |
| 78-71 | SPIDER 2000 ALL Exc. 1.4L | S4-39860 | M4-39860 |
| 73-68 | SPIDER 2000 1.4L | S4-28222 | M4-28222 |
| 83-74 | STRADA, X1/9 1.3L, 1.5L | S4-39430 | M4-39430 |

N/A Not Available

☉ Connector for Coil on Plug (CC)

FORD-ENGLAND

| YEAR | MAKE MODEL ENGINE | OEM PARTS B&B LINE | OEM PARTS PLATINUM ^{MAG} |
|-------|--------------------------|-----------------------|--------------------------------------|
| 70-68 | CORTINA 1.6L | S4-28222 | M4-28222 |
| 67-63 | CORTINA 1.2L, 1.5L, 1.6L | S4-28224 | M4-28224 |

JAGUAR

| | | | |
|-------|--|-----------|-----------|
| 03-00 | S-TYPE 3.0L (Conn. for Coil on Plug, 6 Req.) | | CC-545 ☉ |
| 03-00 | S-TYPE 4.0L & 4.2L (Conn. for Coil on Plug, 8 Req.) | | CC-508 ☉ |
| 94-88 | All 6 Cyl. | S6-39100 | M6-39100 |
| 87-66 | All 6 Cyl. | S6-39101 | M6-39101 |
| 96-95 | All 12 Cyl. | S12-39102 | M12-39102 |
| 94-92 | All 12 Cyl. | S12-39103 | M12-39103 |
| 91-89 | All 12 Cyl. | S12-39104 | M12-39104 |
| 88-82 | All 12 Cyl. | S12-39105 | M12-39105 |
| 81-73 | All 12 Cyl. | S12-39106 | M12-39106 |

LAND ROVER

| | | | |
|-------|----------------------------------|----------|----------|
| 97 | DEFENDER 4.0L | S8-39851 | M8-39851 |
| 94-93 | DEFENDER 3.9L | S8-39852 | M8-39852 |
| 02-99 | DISCOVERY 4.0L | S8-39850 | M8-39850 |
| 04-03 | DISCOVERY 4.6L | S8-39850 | M8-39850 |
| 99-96 | DISCOVERY 4.0L w/Dist. Less Ign. | S8-39851 | M8-39851 |
| 95-94 | DISCOVERY 3.9L | S8-39852 | M8-39852 |
| 05-02 | FREELANDER 2.5L DOHC | S6-39855 | M6-39855 |
| 08-05 | LR3 4.0L | S6-98235 | M6-98235 |
| 02-99 | RANGE ROVER 4.0L, 4.6L | S8-39850 | M8-39850 |
| 98-96 | RANGE ROVER 4.0L, 4.6L | S8-39851 | M8-39851 |
| 95-87 | RANGE ROVER 3.5L, 3.9L, 4.2L | S8-39852 | M8-39852 |

N/A Not Available

☉ Connector for Coil on Plug (CC)

MERCEDES BENZ

| YEAR | MAKE MODEL ENGINE | OEM PARTS B&B LINE | OEM PARTS PLATINUM ^{MAG} |
|-------|---|-----------------------|--------------------------------------|
| 93-84 | 190E 2.3L Exc. 16V | C4-39601 | N/A |
| 87-86 | 190E 2.3L 16V DOHC | C4-39602 | N/A |
| 93-87 | 190E 2.6L | C6-39605 | N/A |
| 96-94 | 220 2.2L DOHC | C4-39621 | N/A |
| 78-68 | 220, 230, S, SL 2.3L, 2.2L | C4-39603 | N/A |
| 68-64 | 220, 230 | C6-39622 | N/A |
| 72-71 | 250 2.8L | C6-39622 | N/A |
| 70 | 250 2.5L | C6-39620 | N/A |
| 69-67 | 250, C, SE, SL 2.5L | C6-39610 | N/A |
| 89-87 | 260E 2.6L | C6-39605 | N/A |
| 81-80 | 280E 2.8L | C6-39613 | N/A |
| 81 | 280 2.7L with Male Dist. Cap | C6-39607 | N/A |
| 76-73 | 280 2.7L with Carb. with Screw Down Cap | C6-39608 | N/A |
| 73-72 | 280 2.7L with Carb. with Push In Dist. Cap | C6-39604 | N/A |
| 71-68 | 280, DE, E, C, S 2.8L | C6-39622 | N/A |
| 73-71 | 280, 300 3.5L with Push In Dist. Cap | C8-39616 | N/A |
| 93-90 | 300CE, E, SE, SL & TE 3.0L, 3.2L DOHC | C6-39606 | N/A |
| 93-86 | 300CE, E, SE, SEL & TE 2.6L, 3.0L SOHC | C6-39605 | N/A |
| 73 | 300 4.5L with Screw Down Cap | C8-39615 | N/A |
| 02-98 | C230, SLK230 2.3L (only 2 wires required) | C4-39627 ♦ | N/A |
| 05-01 | C240 2.6L (12 wires) | C6-58300 | N/A |
| 00-98 | C280 2.8L (12 wires) | C6-58300 | N/A |
| 97-96 | C280 2.8L 2st. Desing (Engine 011794) | C6-39625 ♦ | N/A |
| 96-94 | C280 2.8L 1st. Desing (Engine 011793) | C6-39626 ♦ | N/A |
| 97-94 | C280 2.8L (Conn. for Coil on Plug, 3 Req.) for Cilinder # 2, 4 & 6 | | CC-518 ⊙ |
| 04-02 | C32 AMG, SLK320 AMG 3.2L (12 wires) | C6-58300 * | N/A |
| 97-96 | C36 AMG 3.6L 2st. Desing (Engine 011794) (only 3 wires required) | C6-39625 ♦ | N/A |
| 96-95 | C36 AMG 3.6L 1st. Desing (Engine 011793) (only 3 wires required) | C6-39626 ♦ | N/A |
| 97-95 | C36 AMG 3.6L (Conn. for Coil on Plug, 3 Req.) for Cilinder # 2, 4 & 6 | | CC-518 ⊙ |
| 00-98 | C43 AMG 4.3L | C8-39624 | N/A |
| 06-05 | C55 AMG 5.5L | C8-39624 | N/A |
| 05-01 | C320 3.2L (12 wires) | C6-58300 | N/A |
| 06 | C350, ML350, S350 3.5L (Conn. for Coil on Plug, 6 Req.) | | CC-543 ⊙ |
| 06-98 | CL500 5.0L | C8-39624 | N/A |
| 06-01 | CL55 AMG 5.5L | C8-39624 | N/A |
| 05-98 | CLK320, SLK320, E320, ML320 3.2L (12 wires) | C6-58300 | N/A |
| 03-99 | CLK430 4.3L | C8-39624 | N/A |

N/A Not Available

⊙ Connector for Coil on Plug (CC)

♦ Engine Combine Direct Ign. with wire set

MERCEDES BENZ

| YEAR | MAKE MODEL ENGINE | OEM PARTS B&B LINE | OEM PARTS PLATINUM ^{MAG} |
|-------|--|-----------------------|--------------------------------------|
| 06-03 | CLK500 5.0L | C8-39624 | N/A |
| 06 | CLS55 AMG 5.5L | C8-39624 | N/A |
| 06 | CLS500 5.0L | C8-39624 | N/A |
| 99-96 | S320 3.2L 2st. Desing (Engine 016469) | C6-39625 ♦ | N/A |
| 95-94 | S320 3.2L 1st. Desing (Engine 016468) | C6-39626 ♦ | N/A |
| 99-94 | S320 3.2.L (Conn. for Coil on Plug, 3 Req.) for Cilinder # 2, 4 & 6 | | CC-518 ⊙ |
| 05-98 | E320, CLK320 3.2L (12 wires) | C6-58300 | N/A |
| 97-96 | E320 3.2L (only 3 wires required) | C6-39625 ♦ | N/A |
| 95-94 | E320 3.2L (only 3 wires required) | C6-39626 ♦ | N/A |
| 97-94 | E320 3.2.L (Conn. for Coil on Plug, 3 Req.) for Cilinder # 2, 4 & 6 | | CC-518 ⊙ |
| 02-98 | E430 4.3L | C8-39624 | N/A |
| 06-03 | E500 5.0L | C8-39624 | N/A |
| 06-99 | E55 AMG 5.5L | C8-39624 | N/A |
| 05-02 | G500 5.0L | C8-39624 | N/A |
| 06-03 | G55 AMG 5.5L | C8-39624 | N/A |
| 03-98 | ML320 3.2L (12 wires) | C6-58300 | N/A |
| 05-03 | ML350 3.7L (12 wires) | C6-58300 | N/A |
| 01-99 | ML430 4.3L | C8-39624 | N/A |
| 07-02 | ML500 5.0L | C8-39624 | N/A |
| 03-00 | ML55 AMG 5.5L | C8-39624 | N/A |
| 06 | R500 5.0L | C8-39624 | N/A |
| 06-00 | S430 4.3L | C8-39624 | N/A |
| 06-01 | S55 AMG 5.5L | C8-39624 | N/A |
| 97-96 | SL320 3.2L (Engine 005249) | C6-39625 ♦ | N/A |
| 96-94 | SL320 3.2L (Engine 005248) | C6-39626 ♦ | N/A |
| 97-94 | SL320 3.2.L (Conn. for Coil on Plug, 3 Req.) for Cilinder # 2, 4 & 6 | | CC-518 ⊙ |
| 05-99 | SL500 5.0L | C8-39624 | N/A |
| 07-03 | SL55 AMG 5.5L | C8-39624 | N/A |
| 04-01 | SLK320 3.2L (12 wires) | C6-58300 | N/A |
| 07-05 | SLK55 AMG 5.5L | C8-39624 | N/A |
| 85-81 | 380 SERIES 3.8L | C8-39615 | N/A |
| 95-92 | 400E, 500E 4.2L, 5.0L | C8-39611 | N/A |
| 97-96 | 420E 4.2L | C8-39619 | N/A |
| 91-86 | 420SEL 4.2L | C8-39612 | N/A |
| 80-74 | 450 SERIES 4.5L with Screw Down Cap | C8-39615 | N/A |
| 75-72 | 450 SERIES 4.5L with Push In Dist. Cap | C8-39616 | N/A |
| 85-84 | 500SEC, SEL 5.0L | C8-39614 | N/A |

N/A Not Available

⊙ Connector for **Coil on Plug (CC)**

♦ Engine Combine Direct Ign. with wire set

MERCEDES BENZ

| YEAR | MAKE MODEL ENGINE | OEM PARTS B&B LINE | OEM PARTS PLATINUM ^{MAG} |
|-------|----------------------|-----------------------|--------------------------------------|
| 91-86 | 560SEC & 560SEL 5.6L | C8-39612 | N/A |
| 89-86 | 560SL 5.6L | C8-39612 | N/A |
| 72-68 | 600 6.3L | C8-39617 | N/A |
| 95-90 | 600SE, SEL 6.0L DOHC | C12-39618 | N/A |

MG

| | | | |
|-------|---|----------|----------|
| 80-56 | 1000, 1300, MAGNETTE, MGA, MIDGET 1.1L, 1.3L, 1.5L, 1.8L | S4-28224 | M4-28224 |
| 55-45 | TC, TD, TDC, TF, YA, YB, YB, YT, ZA, ZB All Engines | S4-28224 | M4-28224 |

MINI

| | | | |
|-------|------------------|----------|----------|
| 08-02 | COOPER 1.6L SOHC | S4-39739 | M4-39739 |
|-------|------------------|----------|----------|

MORRIS

| | | | |
|-------|---------------|----------|----------|
| 65-58 | MINOR, OXFORD | S4-28224 | M4-28224 |
|-------|---------------|----------|----------|

OPEL

| | | | |
|-------|------------------------------|----------|----------|
| 71-64 | GT, KADETT 1.1L | S4-29254 | M4-29254 |
| 79-75 | ISUZU COUPE, SEDAN 1.8L | S4-28141 | M4-28141 |
| 75-69 | MANTA, GT, KADETT, 1900 1.9L | S4-39796 | M4-39796 |

PANTERA

| | | | |
|-------|--------------------|----------|----------|
| 74-71 | DE TOMASO 351 5.8L | S8-96208 | M8-96208 |
|-------|--------------------|----------|----------|

N/A Not Available

PEUGEOT

| YEAR | MAKE MODEL ENGINE | OEM PARTS B&B LINE | OEM PARTS PLATINUM ^{MAG} |
|-------|----------------------------------|-----------------------|--------------------------------------|
| 72-71 | 304 | S4-39789 | M4-39789 |
| 79-68 | 403, 404, 504 | S4-39788 | M4-39788 |
| 91-89 | 405 1.9L SOHC | S4-39786 | M4-39786 |
| 91-89 | 405 Mi 16 1.9L 16V DOHC | S4-39787 | M4-39787 |
| 91-80 | 505 2.0L, 2.2L Exc. Turbo | S4-39785 | M4-39785 |
| 90-87 | 505 2.8L V6 | S6-39835 | M6-39835 |
| 80-79 | 604 2.8L | S6-96227 | M6-96227 |
| 80-79 | 604 2.7L | S6-39834 | M6-39834 |

PININFARINA

| | | | |
|----|-------------------------|----------|----------|
| 85 | 2000 SPIDER 2.0L | S4-39860 | M4-39860 |
|----|-------------------------|----------|----------|

PORSCHE

| | | | |
|-------|----------------------------------|----------|----------|
| 98-95 | 911 Turbo 3.6L | C6-39416 | N/A |
| 98-95 | 911 W/Dual Plug 3.6L | C6-39414 | N/A |
| 93-92 | 911 CARRERA, RS 3.6L | C6-39420 | N/A |
| 91-89 | 911 3.6L | C6-39431 | N/A |
| 89-87 | 911 3.2L | C6-39417 | N/A |
| 86-85 | 911, 911 CARRERA 3.2L | C6-39421 | N/A |
| 89-84 | 911 Turbo 3.3L | C6-39422 | N/A |
| 84 | 911, CARRERA 3.2L | C6-39418 | N/A |
| 83-75 | 911, 930 2.7L, 3.0L, 3.3L | C6-39422 | N/A |
| 74-66 | 911, 914 2.0L, 2.3L, 2.7L | C6-39423 | N/A |
| 76-60 | 912E, 356 1.7L, 1.8L | C4-39429 | N/A |
| 76-70 | 914 1.7L, 1.8L, 2.0L | S4-39419 | M4-39419 |
| 88-87 | 924 2.5L | C4-39425 | N/A |
| 82-80 | 924 Turbo 2.0L | C4-39426 | N/A |
| 82-77 | 924 2.0L | C4-39427 | N/A |
| 91-87 | 928 5.0L | C8-39432 | N/A |
| 95-92 | 928 5.4L | C8-39432 | N/A |
| 86-85 | 928 5.0L | C8-39435 | N/A |
| 84-78 | 928 4.5L, 4.7L | C8-39434 | N/A |
| 91-87 | 944, S 2.5L, 3.0L | C4-39424 | N/A |
| 89 | 944 2.7L | C4-39425 | N/A |
| 88-83 | 944 2.5L | C4-39425 | N/A |
| 94-92 | 968 3.0L DOHC 16V | C4-39415 | N/A |

N/A Not Available

RENAULT

| YEAR | MAKE MODEL ENGINE | OEM PARTS B&B LINE | OEM PARTS PLATINUM ^{MAG} |
|-------|----------------------------------|-----------------------|--------------------------------------|
| 87-85 | ALLIANCE, ENCORE, 1.7L | S4-39411 | M4-39411 |
| 87-83 | ALLIANCE, ENCORE 1.4L | S4-39412 | M4-39412 |
| 84-81 | FUEGO TURBO, R18i 1.6L | S4-39413 | M4-39413 |
| 83-65 | LE CAR, R5, R16, 1.3L, 1.4L | S4-28224 | M4-28224 |
| 86-84 | SPORTWAGON, FUEGO, R18i 2.2L | S4-58346 | M4-58346 |
| 79-72 | R17, GORDINI, R12, R15, 1.6L | S4-39860 | M4-39860 |
| 71-57 | R8, R10, DAUPHINE 5CV 1.1L, 1.3L | S4-28224 | M4-28224 |

SAAB

| | | | |
|-------|--|----------|----------|
| 00-99 | 9-3 2.3L | S4-39773 | M4-39773 |
| 74-73 | 95, 96, SONET 1.7L | S4-39774 | M4-39774 |
| 72-67 | 95, 99, SONET 1.7L | S4-39774 | M4-39774 |
| 80-75 | 99 2.0L Exc. Turbo | S4-29272 | M4-29272 |
| 78 | 99 2.0L | S4-29272 | M4-29272 |
| 74-73 | 99 2.0L | S4-29272 | M4-29272 |
| 98-94 | 900 2.3L DOHC 16V | S4-39773 | M4-39773 |
| 94-84 | 900, S TURBO 2.0L, 2.1L DOHC 16V | S4-39770 | M4-39770 |
| 88-81 | 900 2.0L 8V SOHC | S4-29261 | M4-29261 |
| 80-79 | 900 2.0L | S4-29272 | M4-29272 |
| 90-86 | 9000 S 2.0L Exc. Direct Ignition | S4-39770 | M4-39770 |
| 06-05 | 9-2X 2.5L Exc. Turbo | S4-28383 | M4-28383 |
| 98-94 | 9000, 900 2.5L, 3.0L | S6-39775 | M6-39775 |
| 05 | 9-7X 4.2L (Conn. for Coil on Plug, 6 Req.) | | CC-510 ⊙ |
| 09 | 9-7X 5.3L & 6.0L | S8-48314 | M8-48314 |
| 08-05 | 9-7X (H) 5.3L | S8-48322 | M8-48322 |

STERLING

| | | | |
|-------|------------------------------------|----------|----------|
| 91-87 | 825S, SL, 827S, SL SLi 2.5L & 2.7L | S6-28922 | M6-28922 |
|-------|------------------------------------|----------|----------|

TRIUMPH

| | | | |
|-------|-------------------|----------|----------|
| 67-63 | SPITFIRE 1.2L | S4-28224 | M4-28224 |
| 73-67 | GT6 2.0L (6 Cyl.) | S6-57304 | M6-57304 |
| 75-69 | TR6 2.5L | S6-57304 | M6-57304 |

⊙ Connector for Coil on Plug (CC)

VOLKSWAGEN

| YEAR | MAKE MODEL ENGINE | OEM PARTS B&B LINE | OEM PARTS PLATINUM ^{MAG} |
|-------|---|-----------------------|--------------------------------------|
| 09-01 | BEETLE 2.0L SOHC w/AZG Engine | C4-39541 | N/A |
| 01-98 | BEETLE 2.0L SOHC w/AEG Engine | C4-39540 | N/A |
| 78-56 | BEETLE, KARMANN GHIA, THING, SUPER BEETLE, CAMPMOBILE 1.1L, 1.2L, 1.3L, 1.5L & 1.6L | S4-39534 | M4-39534 |
| 02-95 | CABRIO 2.0L | C4-39536 | N/A |
| 93-85 | CABRIOLET 1.8L | C4-39530 | N/A |
| 92-90 | CORRADO 1.8L | C4-39530 | N/A |
| 94-92 | CORRADO 2.8L | C6-39535 | N/A |
| 80-74 | DASHER 1.5L, 1.6L | C4-39813 | N/A |
| 95-92 | EUROVAN 2.5L | C5-39538 | N/A |
| 02-97 | EUROVAN 2.8L | C6-39539 | N/A |
| 73-66 | FASTBACK, SQUAREBACK 1.6L | S4-39529 | M4-39529 |
| 93-87 | FOX 1.8L | C4-39530 | N/A |
| 06-02 | GOLF 2.0L SOHC w/AZG Engine | C4-39541 | N/A |
| 01-99 | GOLF 2.0L SOHC w/AEG Engine | C4-39540 | N/A |
| 98-93 | GOLF, GTI 2.0L | C4-39536 | N/A |
| 93 | GOLF 1.8L | C4-39530 | N/A |
| 92 | GOLF 2.0L DOHC | C4-39531 | N/A |
| 91-87 | GOLF, GTI 1.8L, 2.0L DOHC | C4-39531 | N/A |
| 92-85 | GOLF, GTI 1.8L SOHC | C4-39530 | N/A |
| 02-99 | GOLF, GTI 2.8L | C6-39525 | N/A |
| 98-95 | GOLF, GTI 2.8L | C6-39535 | N/A |
| 92 | GTI 2.0L SOHC | C4-39530 | N/A |
| 10-01 | JETTA 2.0L SOHC w/AZG Engine | C4-39541 | N/A |
| 01-99 | JETTA 2.0L SOHC w/AEG Engine | C4-39540 | N/A |
| 98-93 | JETTA, JETTA III 2.0L SOHC | C4-39536 | N/A |
| 93-84 | JETTA, JETTA III 1.8L SOHC | C4-39530 | N/A |
| 92-87 | JETTA 1.8L, 2.0L DOHC | C4-39531 | N/A |
| 84-80 | JETTA 1.7L | C4-39527 | N/A |
| 04-99 | JETTA 2.8L | C6-39525 | N/A |
| 98-94 | JETTA, JETTA III 2.8L | C6-39535 | N/A |
| 99-98 | PASSAT GLS 1.8L (Conn. for Coil on Plug, 4 Req.) | | CC-521 ☉ |
| 93-92 | PASSAT 1.8L SOHC | C4-39530 | N/A |
| 93-90 | PASSAT 2.0L DOHC | C4-39531 | N/A |
| 05-98 | PASSAT 2.8L | C6-39524 | N/A |
| 97-93 | PASSAT 2.8L | C6-39535 | N/A |
| 83-80 | PICK-UP 1.6L, 1.7L | C4-39527 | N/A |
| 84-75 | RABBIT, SCIROCCO 1.7L & 1.8L with E.F.I. | C4-39527 | N/A |
| 76-75 | RABBIT, SCIROCCO 1.5L with CARB. | C4-39528 | N/A |
| 88-85 | SCIROCCO 1.8L SOHC | C4-39530 | N/A |
| 88-85 | SCIROCCO 1.8L DOHC16V | C4-39531 | N/A |

N/A Not Available

☉ Connector for Coil on Plug (CC)

VOLKSWAGEN

| YEAR | MAKE MODEL ENGINE | OEM PARTS B&B LINE | OEM PARTS PLATINUM ^{MAG} |
|-------------|---|-----------------------|--------------------------------------|
| 85..... | QUANTUM 1.8L | C4-39817 | N/A |
| 84-82 | QUANTUM 1.7L | C4-39813 | N/A |
| 88-85 | QUANTUM 2.2L | C5-39818 | N/A |
| 91-85 | VANAGON 1.9L, 2.1L | C4-39532 | N/A |
| 84-83 | VANAGON 1.9L | C4-39526 | N/A |
| 83-80 | VANAGON 2.0L | S4-39419 | M4-39419 |
| 79-72 | 411, 412, TRANSPORTER 1.7L, 1.8L, 2.0L | S4-39419 | M4-39419 |

VOLVO

| | | | |
|-------------|--|------------------|------------|
| 06-04 | S80 2.5L (Conn. for Coil on Plug, 5 Req.) | CC-544 | ⊙ |
| 07-99 | C70, S60, S70 & V70 2.3L, 2.4L & 2.5L (Conn. for Coil on Plug, 5 Req.) | CC-544 | ⊙ |
| 04-03 | XC70, XC90 2.5L (Conn. for Coil on Plug, 5 Req.) | CC-544 | ⊙ |
| 99-98 | C70, S70, V70 2.3L, 2.4L DOHC | S5-39836 | M5-39836 |
| 04-00 | S40, V40 1.9L DOHC (only 2 wires required) | S4-39838 ◆ | M4-39838 ◆ |
| 75-69 | 164 , 3.0L B-30A, B-30E, B30F | C6-39832 | N/A |
| 93-90 | 240 DL, SE, GL 2.3L B230 F with Regina Ignition | S4-39826 | M4-39826 |
| 87-76 | 240, DL, GL 2.1L, 2.3L B230F, with Bosch Ignition..... | C4-39825 | N/A |
| 89-88 | 244 & 245 2.3L | S4-39826 | M4-39826 |
| 87-81 | 242, 244, 245 , 2.1L, 2.3L | C4-39825 | N/A |
| 80-76 | 242, 244, 245 , 2.1L | C4-39823 | N/A |
| 82-76 | 262, 264, 265 2.7L, 2.8L | S6-39834 | M6-39834 |
| 81-80 | 264 2.1L | C4-39825 | N/A |
| 82-76 | 262, 264, 265, GLE , 2.7L, 2.8L | S6-96227 | M6-96227 |
| 92-88 | 740, 760 2.3L Turbo with Metallic Spark Plug Boot..... | C4-39828 | N/A |
| 92-89 | 740 2.3L SOHC with Rex Regina Coil | S4-39833 | M4-39833 |
| 92-88 | 740 2.3L SOHC with Bosch Coil..... | S4-39830 | M4-39830 |
| 90-89 | 740 2.3L DOHC 16V..... | S4-39827 | M4-39827 |
| 87-85 | 740 2.3L w/OE type connectors | C4-39837 | N/A |
| 87-84 | 760 B23F 2.3L w/OE type connectors..... | C4-39837 | N/A |
| 91-86 | 760, 780 COUPE 2.3L..... | S4-39830 | M4-39830 |
| 85-83 | 760, DL, GL, COUPE 2.8L | S6-39834 | M6-39834 |
| 90-86 | 760GLE, 780G , 2.8L B280F V6 | S6-39835 | M6-39835 |
| 97-93 | 850 2.3L, 2.4L DOHC | S5-39836 | M5-39836 |

N/A Not Available

⊙ Connector for **Coil on Plug (CC)**

◆ Engine Combine Direct Ign. with wire set

VOLVO

| YEAR | MAKE MODEL ENGINE | OEM PARTS B&B LINE | OEM PARTS PLATINUM ^{MAG} |
|-------|---|-----------------------|--------------------------------------|
| 95-94 | 940 2.3L w/o Window Antena, with Rex Regina Ignition..... | S4-39826 | M4-39826 |
| 93-91 | 940 2.3L SOHC with Rex Regina Ignition | S4-39833 | M4-39833 |
| 95-91 | 940 2.3L Turbo with Metalic Spark Plug Boot..... | C4-39828 | N/A |
| 92-91 | 940 2.3L DOHC | S4-39827 | M4-39827 |
| 95-91 | 940 2.3L with Bosch Coil..... | S4-39830 | M4-39830 |
| 75-58 | 122, 142, 144, 145, 1800, 445, 544 1.8L & 2.0L | S4-39831 | M4-39831 |

YUGO

| | | | |
|-------|---------------------------------------|----------|----------|
| 92-90 | GV PLUS, CABRIO (1.3L) FI..... | S4-39860 | M4-39860 |
| 90-86 | GV, GVL, GVX (1.1L, 1.3L)..... | S4-39860 | M4-39860 |

N/A Not Available

SPECIAL EXPORT CARS

| YEAR | MAKE, MODEL & ENGINE | <u>FIT OEM</u> | <u>FIT OEM</u> |
|-------------|--|------------------------|----------------------|
| | | SUPPRESSOR B&B WIRE | PLATINUM MAG WIRE |
| 99..... | ALFA ROMEO 156 2.0L | C4 29756 E..... | N/A |
| | APACHE S10..... | S4 29752 E..... | M4 29752 E |
| 91..... | ASIA TOWNER (182701)..... | S3 39443 E..... | M3 39443 E |
| 05-02 | AUDI A3 1.6 8V (101 cv - BAH - RSH) (BOSCH-125)(NGK-V25) | C4 39245 E..... | N/A |
| 05-UP | BYD F3 1.5L (4G15S)..... | S4 23760E ♦ | M4 23760E ♦ |
| 06-UP | CHERY QQ Codename S11 (372) IQ 0.8L (Chile), Sweet 0.8L (Rusia), QQ 0.8L (Brasil), QQ3 0.8L, MVM 110 0.8L..... | S3 39327 E..... | M3 39327 E |
| 06-UP | CHERY QQ Codename S11, IQ 1.1L (Chile), Sweet 1.1L (Rusia), QQ 1.1L (Brasil), QQ3 1.1L, MVM 110 1.1L..... | S4 39322 E..... | M4 39322 E |
| 08-UP | CHERY A3 Codename M11 (481H) Cielo 1.6L (Brasil), M11 1.6L (Rusia), Orinoco 1.6L (Venezuela), Skin 1.6L (Chile), Tengo 1.6L, J3 1.6L..... | S4 39325 E..... | M4 39325 E |
| 06-UP | CHERY V5 Codename B14 (484) Boss 2.0L (Turkey), Crossover 2.0L, CrossEstar 2.0L, Destiny 2.0L (Chile), Rely V5 2.0L..... | S4 39325 E..... | M4 39325 E |
| 06-UP | CHERY Tiggo Codename T11 1.6L (481H) | S4 39325 E..... | M4 39325 E |
| 06-UP | CHERY Tiggo Codename T11 2.0L (4G64)..... | S4 39326 E..... | M4 39326 E |
| 99-96 | CHEVROLET Cargo Van 350 5.7L (Mexico)..... | S8 48368 | M8 48368 |
| 02-96 | CHEVROLET 350 5.7L Suburban 1500 (Mexico) | S8 48368 | M8 48368 |
| | CHEVROLET C14 Brasil | S6 48796 E..... | M6 48796 E |
| 05-04 | CHEVROLET CELTA 1.0L (NGK-G73)..... | S4 48778 E..... | M4 48778 E |
| 97-80 | CHEVROLET CHEVY 500, PICK UP, CHEVETTE (Auto) 1400cc/1600cc | S4 48777 E..... | M4 48777 E |
| 92-82 | CHEVROLET CHEVY 500 1.6L S (NGK-G62)..... | S4 48777 E..... | M4 48777 E |
| 94-74 | CHEVROLET CHEVETTE/HATCH 1.0L, 1.4L & 1.6L S (NGK-G62)..... | S4 48777 E..... | M4 48777 E |
| 98-UP | CHEVROLET CHEYENNE, GRAND BLAZER | S8 29700 E..... | M8 29700 E |
| 95-UP | CHEVROLET CORSA (1.4L) CHEVY, MONZA..... | S4 48778 E..... | M4 48778 E |
| 95-91 | CHEVROLET CARBURADOS, MONZA, KADET, IPANEMA 1.8L | S4 48779 E..... | M4 48779 E |
| 97-91 | CHEVROLET KADETT, IPANEMA, MONZA 1.8L, 2.0L EFI, C/IN ING. EFI (BOSCH-005)(NGK-G01)..... | S4 48797 E..... | M4 48797 E |
| 14-05 | CHEVROLET LACETTI 1.4L & 1.6L (96450249) | S4 39309 E..... | M4 39309 E |
| 98-88 | CHEVROLET LUV 1.6L 4ZA1 & 2.3L 4ZD1 (8-94433-364-0)..... | S4 29602 E..... | M4 29602 E |
| 90-74 | CHEVROLET MARAJO 1.4L & 1.6L S (NGK-G62)..... | S4 48777 E..... | M4 48777 E |
| 96-UP | CHEVROLET MONZA 1.8L..... | S4 48780 E..... | M4 48780 E |
| 14-05 | CHEVROLET NUBIRA 1.6L (96450249)..... | S4 39309 E..... | M4 39309 E |

E= EXPORT

SPECIAL EXPORT CARS

| YEAR | MAKE, MODEL & ENGINE | <u>FIT OEM</u> | <u>FIT OEM</u> |
|-------|---|------------------------|----------------------|
| | | SUPPRESSOR B&B WIRE | PLATINUM MAG WIRE |
| 10-04 | CHEVROLET OPTRA, EPICA 2.0L | S4 39317 | M4 39317 |
| 14-03 | CHEVROLET OPTRA 1.4L & 1.6L (96450249) | S4 39309 E | M4 39309 E |
| 05-04 | CHEVROLET SPARK (1.0L) 8 Valves (96288956) | S4 29744 E | M4 29744 E |
| 91-UP | CHEVROLET SWIFT (1.6L) | S4 29706 E | M4 29706 E |
| 13 | CHEVROLET TAHOE 5.3L (Mexico w/Delphi Coil) | S8 29192 | M8 29192 |
| 13 | CHEVROLET TAHOE 5.3L (Mexico w/Mit. Coil) | S8 48314 | M8 48314 |
| 90-UP | CHEVROLET TAXI | S4 29703 E | M4 29703 E |
| 08-05 | CHEVROLET TRACKER 2.0L | S4 39317 | M4 39317 |
| 03-97 | CITROEN BERLINGO 1.8L 8V (XU7JB / LFX) (BOSCH-095)(NGK-H01) | S4 39249 E | M4 39249 E |
| 01-93 | CITROEN XSARA 1.8L 8V - inj. (XU7JP) (BOSCH-095)(NGK-H01) | S4 39249 E | M4 39249 E |
| 93 | CITROEN ZX 1.8L 8V (XU7JP) (BOSCH-095)(NGK-H01) | S4 39249 E | M4 39249 E |
| | DAEWOO (96305387) | S4 39318 | M4 39318 |
| | DAEWOO AVEO / KALOS 1.2L SOHC (96288956) | S4 29744 E | M4 29744 E |
| | DAEWOO AVEO / KALOS 1.4L, 1.6L SOHC (96305387) | S4 39318 | M4 39318 |
| | DAEWOO AVEO / KALOS 1.4L DOHC (96211948) | S4 39319 | M4 39319 |
| 97-94 | DAEWOO CIELO 1.5L SOHC | S4 39312 E | M4 39312 E |
| | DAEWOO CIELO 1.5L MPI (PNP1332) | S4 39312 E | M4 39312 E |
| 91-90 | DAEWOO DAMAS 0.8L | S4 39313 E | M4 39313 E |
| 97-94 | DAEWOO ESPERO, CIELO 1.5L DOHC | S4 39310 E | M4 39310 E |
| 97-94 | DAEWOO ESPERO 1.8L, 2.0L SOHC | S4 39311 E | M4 39311 E |
| 99-95 | DAEWOO ESPERO 2.0L SOHC (BOSCH-093)(NGK-D99) | S4 39320 E | M4 39320 E |
| | DAEWOO EPICA, EVANDA, MAGNUS, REZZO, TACUMA, VIVANT MPI DOHC 2.0L (96460220 / 96190263) | S4 39317 | M4 39317 |
| | DAEWOO GENTRA, KALOS MPI SOHC 1.5L (96305387) | S4 39318 | M4 39318 |
| 14-04 | DAEWOO LACETTI 1.4L & 1.6L (96450249) | S4 39309 E | M4 39309 E |
| | DAEWOO LANOS 1.4L SOHC (96305387) | S4 39318 | M4 39318 |
| | DAEWOO LANOS 1.5L DOHC (96211948) | S4 39319 | M4 39319 |
| | DAEWOO LEGANZA, NUBIRA, LACETTI 1.8L DOHC (96460220) | S4 39317 | M4 39317 |
| | DAEWOO LEMAN 1.5L MPI (PNP1332) | S4 39312 E | M4 39312 E |

E= EXPORT

SPECIAL EXPORT CARS

| YEAR | MAKE, MODEL & ENGINE | <u>FIT OEM</u> SUPPRESSOR B&B WIRE | <u>FIT OEM</u> PLATINUM MAG WIRE |
|-------------|--|--|--|
| | DAEWOO MATIZ (96256433) | S3 39314 E | M3 39314 E |
| 05-04 | DAEWOO MATIZ (1.0L) 8 Valve (96288956) | S4 29744 E | M4 29744 E |
| 04-03 | DAEWOO NUBIRA 1.4L (96450249)..... | S4 39309 E | M4 39309 E |
| | DAEWOO NUBIRA 1.5L, 1.6L DOHC (96211948) | S4 39319..... | M4 39319 |
| 14-03 | DAEWOO NUBIRA & NUBIRA BREAK 1.6L (96450249) | S4 39309 E | M4 39309 E |
| | DAEWOO PRINCE MPFI SOHC 2.0L..... | S4 39321 E | M4 39321 E |
| 88-87 | DAEWOO RACER, ALL..... | S4 39315 E | M4 39315 E |
| | DAEWOO TACUMA / REZZO 1.6L MPI DOHC (P96211948)..... | S4 39319..... | M4 39319 |
| | DAEWOO TICO (33700-78B00)..... | S3 39314 E | M3 39314 E |
| 99-94 | DAEWOO TICO 0.8L DX (F8C)..... | S3 39314 E | M3 39314 E |
| 95-91 | DAEWOO VECTRA C18NZ 1.8L & 2.0L | S4 29691 E | M4 29691 E |
| | DAEWOO VIVANT / REZZO 1.6L MPI DOHC (P96211948)..... | S4 39319..... | M4 39319 |
| 01-00 | DAIHATSU ALTIS 2200 (90919-22400) | S4 23003..... | M4 23003 |
| | DAIHATSU CHARMANT 1600, 1300 | S4 T8599 E | M4 T8599 E |
| 99-93 | DAIHATSU CUORE ED 850 (19901-87B87-000) | S3 23680 E | M3 23680 E |
| 03-00 | DAIHATSU DELTA 2700 (90919-22387)..... | S4 23036..... | M4 23036 |
| 98-96 | DAIHATSU DELTA VAN / WAGON 1500, 1800 (90919-21601)..... | S4 23716..... | M4 23716 |
| 02-99 | DAIHATSU DELTA VAN / WAGON 1800 (90919-21611) | S4 23723..... | M4 23723 |
| 01-96 | DAIHATSU DELTA VAN / WAGON 2000 (90919-22389)..... | S4 23714..... | M4 23714 |
| 76..... | DAIHATSU FELLOW MAX 550 (19901-87701-000) ... | S4 29685 E | M4 29685 E |
| 89..... | DAIHATSU FERENZA HDC (19901-87186)..... | S4 29681 E | M4 29681 E |
| 84-79 | DAIHATSU G20 CD (9004B-66004)..... | S3 29617 E | M3 29617 E |
| 87..... | DAIHATSU HIJET FURGON (19901-87581) | S3 29687 E | M3 29687 E |
| 89-86 | DAIHATSU L80 (800cc), CUORE L80 (800cc)..... | S3 28275 E | M3 28275 E |
| 83-80 | DAIHATSU MAX CUORE L40 (9004B-66006)..... | S4 29615 E | M4 29615 E |
| 80-77 | DAIHATSU MAX CUORE (19901-87701) | S4 29685 E | M4 29685 E |
| 79-77 | DAIHATSU MIRA 550 (19901-87701-000)..... | S4 29685 E | M4 29685 E |
| 83-78 | DAIHATSU 55 WIDE S60 (19901-B7705)..... | S4 29616 E | M4 29616 E |
| 97-90 | DAIHATSU ROCKY 1600 (19901-87186-000)..... | S4 29681 E | M4 29681 E |
| 86-83 | DAIHATSU S70 700CC (90048-66012) | S3 29748 E | M3 29748 E |
| 00-99 | DODGE DAKOTA 3.9L MPI (NGK-C03) | S6 29786 E | M6 29786 E |
| 81-77 | FIAT 127 (900cc/1000c) ITALIANO | S4 39441 E | M4 39441 E |

E= EXPORT

SPECIAL EXPORT CARS

| YEAR | MAKE, MODEL & ENGINE | <u>FIT OEM</u> SUPPRESSOR B&B WIRE | <u>FIT OEM</u> PLATINUM MAG WIRE |
|-------|---|--|--|
| 88-82 | FIAT 127 1.300 (BOSCH-026)(NGK-T04) | S4 39276 E | M4 39276 E |
| 07 | FIAT DOBLO 1.4 8v / Flex gas (BOSCH-130)(NGK-T09) | S4 39265 E | M4 39265 E |
| 95 | FIAT DUNA 1.6L 8V / IE (BOSCH-032)(NGK-T46) | S4 39270 E | M4 39270 E |
| 96-92 | FIAT ELBA 1.5L 8V / SPI (BOSCH-032)(NGK-T46) | S4 39270 E | M4 39270 E |
| 96-94 | FIAT ELBA 1.6L 8V / SPI (BOSCH-032)(NGK-T46) | S4 39270 E | M4 39270 E |
| 91-90 | FIAT ELBA, FIORINO, FIORINO PICKUP, FURGONETA, MILLE, PREMIO, UNO 1.3L & 1.5L (BOSCH-028)(NGK-T47) | S4 39274 E | M4 39274 E |
| 89-86 | FIAT ELBA, FIORINO, FIORINO PICKUP, FURGONETA, PREMIO, UNO 1.3L & 1.5L (BOSCH-027)(NGK-T42) | S4 39288 E | M4 39288 E |
| 93-92 | FIAT ELBA, FIORINO, FIORINO PICKUP, FURGONETA, MILLE, PREMIO, UNO 1.5L Carb. (BOSCH-029)(NGK-T44) | S4 39277 E | M4 39277 E |
| 91-90 | FIAT ELBA, PICKUP 1.6 8v / Carb Motor Argentino (BOSCH-030)(NGK-T41) | S4 39293 E | M4 39293 E |
| 92 | FIAT ELBA, FURGONETA, PREMIO, UNO, PICKUP 1.8L IE (BOSCH-032)(NGK-T46) | S4 39270 E | M4 39270 E |
| 89 | FIAT PANORAMA 1050, 1300, FIORINO, SPAZIO, UNO 1050, 1300 Carb., OGGI 1.050, 1300, 1,415, ELBA 1300 (BOSCH-026)(NGK-T04) | S4 39276 E | M4 39276 E |
| 96-93 | FIAT FIORINO, UNO 1.0L 8V Carb. (BOSCH-032)(NGK-T46) | S4 39270 E | M4 39270 E |
| 07 | FIAT FIORINO 1.3 8v MPI / Furgão Fire Flex GAS (BOSCH-130)(NGK-T09) | S4 39265 E | M4 39265 E |
| 97-89 | FIAT FIORINO/ PICK UP CARBURATOR (1300cc/1500cc) DUNA 127 (1050) (NGK-T07) | S4 39441 E | M4 39441 E |
| 97-94 | FIAT FIORINO, FIORINO PICKUP, TIPO 1.6L (BOSCH-036)(NGK-T53) | S4 39268 E | M4 39268 E |
| 01-93 | FIAT MILLE 1.0L Carb. (NGK-T07) | S4 39441 E | M4 39441 E |
| 92 | FIAT MILLE ELECTRONIC,ELX, EP, SX, PREMIO 1.5L, 1.6L (BOSCH-032)(NGK-T46) | S4 39270 E | M4 39270 E |
| 01 | FIAT PALIO FIORINO MPI | S4 39263 E | M4 39263 E |
| 03-00 | FIAT PALIO, WEEKEND, SIENA 1.0, 1.3 MPI 16V (BOSCH-122)(NGK-T02) | S4 39228 E | M4 39228 E |
| 06-05 | FIAT PALIO 1.8L (NGK-G73) | S4 48778 E | M4 48778 E |
| 05 | FIAT PALIO, PUNTO, SIENA, STILO, STRADA, WEEKEND 8V FLEX, IDEA 1.8L 8V HLX FLEX (NGK-G73) | S4 48778 E | M4 48778 E |

E= EXPORT

SPECIAL EXPORT CARS

| YEAR | MAKE, MODEL & ENGINE | <u>FIT OEM</u> SUPPRESSOR B&B WIRE | <u>FIT OEM</u> PLATINUM MAG WIRE |
|-------------|--|--|--|
| | FIAT PALIO FIRE 1.3L 16V (46743086) | S4 29742 E | M4 29742 E |
| | FIAT PALIO BRAVA 1.6L 16V (46413088) | S4 29743 E | M4 29743 E |
| 04..... | FIAT PALIO, SIENA 1.0L 8V FIRE (BOSCH-130)(NGK-T09)..... | S4 39265 E | M4 39265 E |
| 05..... | FIAT PALIO, WEEKEND 1.4 8v / Flex, PUNTO 1.4L FLEX 8V, MAREA 1.6L 16V MPI, IDEA 1.4L 8V ELX FLEX, STRADA 1.4L, FIRE FLEX 8V (BOSCH-130)(NGK-T09)..... | S4 39265 E | M4 39265 E |
| 01-97 | FIAT PALIO, PALIO, WEEKEND, SIENA 1.6L SPI/MPI 8V (BOSCH-091)(NGK-T60)..... | S4 39278 E | M4 39278 E |
| 89-85 | FIAT PANDA 750 CL, S, YOUNG, 900, FIRE1000 S IE 4X4, TIPO 1.1L FIRE, UNO 45 1000, 1000 IE, 60 FIRE 1108,LANCIA, 10 FIRE 1.0L,1.1L 1E LX..... | S4 39170 E | M4 39170 E |
| 97-85 | FIAT PREMIO, FIAT UNO, FIAT ELLOA, CITY/ PICK UP, 147 (1300cc/ 1500cc), PANDA 45 REGATA (70-75), RITMO, UNO (45-55-70) 127 (900) 128, 131, SPECIAL LANCIA DELTA HF Turbo, OPEL MANTA, PEUGEOT 204, 205, 304, 305, SEAT FURA, SIMCA 1000, VOLKSWAGEN PASSAT (FINO A 1979) BRASILEÑOS | S4 39440 E | M4 39440 E |
| 89..... | FIAT PREMIO 1.5L Carb. (BOSCH-030)(NGK-T41) ... | S4 39293 E | M4 39293 E |
| 91..... | FIAT PREMIO 1.6L (BOSCH-030)(NGK-T41) | S4 39293 E | M4 39293 E |
| 00-98 | FIAT STRADA 1.6L MPI 8V (BOSCH-091)(NGK-T60)..... | S4 39278 E | M4 39278 E |
| 97-94 | FIAT TEMPRA SW, IE 8V (BOSCH-057)(NGK-T03)... | S4 39264 E | M4 39264 E |
| 98-94 | FIAT TEMPRA 2.0L TURBO 8V IE (BOSCH-054)(NGK-T50)..... | S4 39275 E | M4 39275 E |
| 99-94 | FIAT TEMPRA 2.0L 8V / spi (BOSCH-035)(NGK-T48)..... | S4 39290 E | M4 39290 E |
| 98-95 | FIAT TEMPRA 2.0L MPI 16V (BOSCH-070)(NGK-T57)..... | S4 39230 E | M4 39230 E |
| 94-93 | FIAT TEMPRA 2.0L MPI 16V (BOSCH-055)(NGK-T55)..... | S4 39229 E | M4 39229 E |
| 93-92 | FIAT TEMPRA, TEMPRA SW C/MOTOR 2.0L 8V Carb (BOSCH-034)(NGK-T43)..... | S4 39272 E | M4 39272 E |
| 95-93 | FIAT TIPO 1.6L IE Importado (BOSCH-067)(NGK-T58)..... | S4 39273 E | M4 39273 E |
| | FIAT TIPO 1.6L, 2.0L IE..... | S4 39292 E | M4 39292 E |
| 95..... | FIAT TEMPOA TIPO 2.0L 16V MPI S/DISTRIBUIDOS Carb (BOSCH-056)(NGK-T56)..... | S4 39279 E | M4 39279 E |

E= EXPORT

SPECIAL EXPORT CARS

| YEAR | MAKE, MODEL & ENGINE | <u>FIT OEM</u> SUPPRESSOR B&B WIRE | <u>FIT OEM</u> PLATINUM MAG WIRE |
|-------|--|--|--|
| 95-93 | FIAT TIPO 2.0L 8V i.e. (BOSCH-057)(NGK-T03)..... | S4 39264 E | M4 39264 E |
| 06 | FIAT UNO 1.0L 8V / Mille Fire Flex gas (BOSCH-130)(NGK-T09)..... | S4 39265 E | M4 39265 E |
| 08 | FIAT UNO 1.0L 8V/Economy Flex gas (BOSCH-130)(NGK-T09)..... | S4 39265 E | M4 39265 E |
| 07 | FIAT UNO FURGONETA 1.3 8v MPI / Fire Flex 70cv gas (BOSCH-130)(NGK-T09) | S4 39265 E | M4 39265 E |
| 95 | FIAT UNO 1.4L Turbo CL/ Ar Condicionado (BOSCH-038)(NGK-T52)..... | S4 39239 E | M4 39239 E |
| 94 | FIAT UNO 1.4L Turbo (BOSCH-037)(NGK-T51) | S4 39269 E | M4 39269 E |
| 92 | FIAT UNO 1.5L, 1.56L (BOSCH-032)(NGK-T46) | S4 39270 E | M4 39270 E |
| 91 | FIAT UNO 1.5L, 1.5L R Carb (BOSCH-030)(NGK-T41)..... | S4 39293 E | M4 39293 E |
| 97-94 | FIAT UNO 1.6L (BOSCH-036)(NGK-T53) | S4 39268 E | M4 39268 E |
| 91 | FORD BELINDA, CORSEL, ESCORT, PAMPA, VERONA 1.8L AP (BOSCH-018)(NGK-F22) | C4 39780 E | N/A |
| 99-97 | FORD COURIER 1.4L 16V ZETEC (NGK-F11)..... | S4 29763 E | M4 29763 E |
| 08-07 | FORD COURIER 1.6L Zetec Rocam Flex (96 cv gas 107 cv álc) (NGK-F02)..... | S4 29709 E | M4 29709 E |
| 99-UP | FORD COURIER 1.6L Zetec Rocam (NGK-F02) | S4 29709 E | M4 29709 E |
| 99-96 | FORD COURIER, FIESTA 16V 1.4L (NGK-F03)..... | S4 29012 | M4 29012 |
| 99-97 | FORD COURIER ENDURA, FIESTA ENDURA, KA, NACIONAL, 1.0L, 1.3L (NGK-F01)..... | S4 29775 E | M4 29775 E |
| 92-91 | FORD DEL REY AP 1.8L (BOSCH-018)(NGK-F22) ... | C4 29780 E | N/A |
| 06-03 | FORD ECOSPORT 1.0L 8V Supercharger Zetec Rocam (NGK-F02)..... | S4 29709 E | M4 29709 E |
| 08-03 | FORD ECOSPORT 1.6L 8V (W37) Zetec Rocam (NGK-F02)..... | S4 29709 E | M4 29709 E |
| 08-05 | FORD ECOSPORT 1.6L 8V Zetec Rocam Flex (105 cv gas. / 111 cv álc. - WFF) (NGK-F02) | S4 29709 E | M4 29709 E |
| 99-UP | FORD ESCORT 1.6L Zetec Rocam (NGK-F02)..... | S4 29709 E | M4 29709 E |
| 96-93 | FORD ESCORT, HOBBY PAMPA, VERONA 1.0L & 1.6L Carb. (NGK-V04)..... | C4 29766 E | N/A |
| 94-93 | FORD ESCORT AP 1.6L, 1.8L (NGK-F25)..... | C4 29774 E | N/A |
| 92 | FORD ESCORT, PAMPA, VERONA 1.6L (NGK-F26).. | S4 29769 E | M4 29769 E |
| 92 | FORD AP ESCORT, PAMPA, VERONA 1.6L (NGK-F25)..... | C4 29774 E | N/A |
| 96-94 | FORD ESCORT, VERONA 1.6L, 1.8L (AP) Inj., 2.0L efi (AP) (BOSCH-049)(NGK-V08) | S4 39234 E | M4 39234 E |

E= EXPORT

SPECIAL EXPORT CARS

| YEAR | MAKE, MODEL & ENGINE | <u>FIT OEM</u> SUPPRESSOR B&B WIRE | <u>FIT OEM</u> PLATINUM MAG WIRE |
|-------------|---|--|--|
| 92..... | FORD ESCORT, PAMPA, VERONA 1.8L (NGK-F25).. | C4 29782 E | N/A |
| 92..... | FORD ESCORT XZ3 2.0L (NGK-V02)..... | C4 29773 E | N/A |
| | FORD F100, F1000, JEEP RURAL | S4 29781 E | M4 29781 E |
| | FORD F250 4.2L..... | S6 29785 E | M6 29785 E |
| | FORD F1000, JEEP, AERO WILLYS | S6 29767 E | M6 29767 E |
| 94..... | FORD F1000 3.6L..... | S6 29771 E | M6 29771 E |
| 98-96 | FORD F1000 4.9L..... | S6 29770 E | M6 29770 E |
| 07-99 | FORD FIESTA 1.0L 8V / Zetec Rocam & Zetec Rocam Supercharger (NGK-F02)..... | S4 29709 E | M4 29709 E |
| 96-UP | FORD FIESTA 16V 1250CC..... | S4 29707 E | M4 29707 E |
| 99-97 | FORD FIESTA 1.4L 16V ZETEC (NGK-F11) | S4 29763 E | M4 29763 E |
| 08-04 | FORD FIESTA 1.6L 8V / Zetec Rocam (W37) & Zetec Rocam Flex (WFF) (NGK-F02)..... | S4 29709 E | M4 29709 E |
| 04-UP | FORD FOCUS 1.6L 8V SOHC / Zetec Rocam (103 cv) (NGK-F02)..... | S4 29709 E | M4 29709 E |
| 04-UP | FORD FOCUS 1.6L 8V / Zetec Rocam Flex (105,2 cv gas - 112,6 cv álc) (NGK-F02)..... | S4 29709 E | M4 29709 E |
| 05-00 | FORD FOCUS/SEDAN 1.8i, 2.0i 16V (BOSCH-121)(NGK-F10)..... | S4 29789 E | M4 29789 E |
| 04-01 | FORD KA, COURIER, IKON, FIESTA 1.2L & 1.6L | S4 29709 E | M4 29709 E |
| 99-UP | FORD KA Zetec Rocam 1.6L..... | S4 29709 E | M4 29709 E |
| 00-94 | FORD MONDEO 1.8L, 2.0L 16V (Zetec) GLX / CLX (BOSCH-121)(NGK-F10)..... | S4 29789 E | M4 29789 E |
| 98-94 | FORD MONDEO 1.8L & 2.0L (Zetec) GLX / CLX..... | S4 29012..... | M4 29012 |
| 00-95 | FORD MYSTIQUE 2.5L..... | S6 29213 | M6 29213 |
| 91..... | FORD BELINA, CORCEL, DEL REY, ESCORT, PAMPA, VERONA w/motor CHT/AE 1.6L (BOSCH-016)(NGK-F27) | S4 29777 E | M4 29777 E |
| 91..... | FORD BELINA, CORCEL, PAMPA, VERONA AP 1.8L (BOSCH-018)(NGK-F22) | C4 29780 E | N/A |
| 97..... | FORD PAMPA 1.8L (NGK-F25) | C4 29774 E | N/A |
| 96-93 | FORD PAMPA AP 1.6L, 1.8L Carb. (NGK-V07)..... | C4 29788 E | N/A |
| 99..... | FORD RANGER 2.9L | S4 29235 | M4 29235 |
| 00-96 | FORD SABLE 3.0L | S6 98236 | M6 98236 |
| 96-95 | FORD VERSAILES, ROYALE AP 1.8L CFI, 2.0L EF (NGK-V10)..... | C4 29768 E | N/A |
| 96-95 | FORD VERSAILES, ROYALE AP 1.8L, 2.0L ING. TRANSF. E-CORE (BOSCH-062)(NGK-V16) | C4 29783 E | N/A |
| 03-94 | FORD VERSAILES, PAMPA, ROYALE 1.8L, 2.0L I, 2.0L EFI (NGK-V02) | C4 29773 E | N/A |
| 94-93 | FORD VERONA 1.8L, 2.0L Carb. (NGK-F25) | C4 29774 E | N/A |
| 97-95 | GENERAL MOTOR ASTRA, WAGON 1.8L, 2.0L GLS SOHC (BOSCH-013)(NGK-G80) | S4 48794 E | M4 48794 E |

E= EXPORT

SPECIAL EXPORT CARS

| YEAR | MAKE, MODEL & ENGINE | <u>FIT OEM</u> SUPPRESSOR B&B WIRE | <u>FIT OEM</u> PLATINUM MAG WIRE |
|-------------|---|--|--|
| 05-99 | GENERAL MOTOR ASTRA 2.0L, 2.2L MPFI DOHC 16V (BOSCH-015)(NGK-G78)..... | S4 48790 E | M4 48790 E |
| 98..... | GENERAL MOTOR ASTRA 2.0L , 2.2L MPFI DOHC 16V (NGK-G78) | S4 29778 E | M4 29778 E |
| 99..... | GENERAL MOTOR ASTRA, ZAFIRA 1.8L, 2.0L 8V SOHC MPFI (BOSCH-014)(NGK-G76)..... | S4 48789 E | M4 48789 E |
| 04-01 | GENERAL MOTOR ASTRA, ZAFIRA 2.0L 8V Flexpower (121cv gás. / 128cv alc.) (BOSCH-014)(NGK-G76)..... | S4 48789 E | M4 48789 E |
| 03-02 | GENERAL MOTOR CELTA, AGILE 1.0L , 1.4L VHC SOHC MPFI, MERIVA, MONTANA 1.8L SOHC, DOHC MPFI 2002, FLX PWR, CORSA MPFI 1.6L 8V, CORSA Evolution 1.8L GLS (NGK-G73) | S4 48778 E | M4 48778 E |
| | GENERAL MOTOR CARAVAN, OPALA, VERANEIO | S4 48792 E | M4 48792 E |
| 99-97 | GENERAL MOTOR C20, OMEGA, SUPREMA, SILVERADO, GRAND BLAZER 4.1L V6 (NGK-G75) | S4 48793 E | M4 48793 E |
| | GENERAL MOTOR CHEVETTE, JUNIOR, MARAJÓ, CHEVY 500 1.0L, 1.4L, 1.6L | S4 48783 E | M4 48783 E |
| 95-94 | GENERAL MOTOR CORSA, PICK UP 1.0L, 1.4L, 1.6L EFI (BOSCH-010)(NGK-G66) | S4 48786 E | M4 48786 E |
| 97-91 | GENERAL MOTOR KADETT, IPANEMA, MONZA 1.8L, 2.0L EFI, C/IN ING. EFI (BOSCH-005)(NGK-G01)..... | S4 48797 E | M4 48797 E |
| 98-97 | GENERAL MOTOR KADETT, IPANEMA MPFI | S4 48787 E | M4 48787 E |
| 95-93 | GENERAL MOTOR OMEGA, SUPREME 2.0L MPFI (BOSCH-006)(NGK-G67)..... | S4 48784 E | M4 48784 E |
| 96-95 | GENERAL MOTOR OMEGA, SUPREME 2.2L MPFI (NGK-G71) | S4 48306..... | M4 48306 |
| 95-94 | GENERAL MOTOR OMEGA, SUPREME 2.2L MPFI (BOSCH-007)(NGK-G74)..... | S4 48795 E | M4 48795 E |
| 94-92 | GENERAL MOTOR OMEGA, SUPREME 3.0L MPFI (BOSCH-008)(NGK-G68)..... | S6 48776 E | M6 48776 E |
| | GENERAL MOTOR OMEGA AUSTRALIANO, LUMINA 3.8L SFI V6 | S6 48798 E | M6 48798 E |
| | GENERAL MOTOR OPALA, CARAVAN, A10, C10, A20, C20..... | S6 48785 E | M6 48785 E |
| 98-97 | GENERAL MOTOR S10 / BLAZER 2.2L MPFI (BOSCH-025)(NGK-G77)..... | S4 48799 E | M4 48799 E |
| 97-96 | GENERAL MOTOR S10 / BLAZER 2.2L EFI | S4 48782 E | M4 48782 E |

E= EXPORT

SPECIAL EXPORT CARS

| YEAR | MAKE, MODEL & ENGINE | <u>FIT OEM</u> | <u>FIT OEM</u> |
|-------------|--|------------------------|----------------------|
| | | SUPPRESSOR B&B WIRE | PLATINUM MAG WIRE |
| 96..... | GENERAL MOTOR S10 / BLAZER 2.2L EFI SOHC (NGK-G71) | S4 48306..... | M4 48306 |
| 96..... | GENERAL MOTOR S10 / BLAZER 2.2L EFI (BOSCH-007)(NGK-G74)..... | S4 48795 E | M4 48795 E |
| 00..... | GENERAL MOTOR S10 / BLAZER 2.4L MPFI | S4 48791 E | M4 48791 E |
| 98-97 | GENERAL MOTOR Tigrá 1.6L 16V (BOSCH-010)(NGK-G66)..... | S4 48786 E | M4 48786 E |
| 05..... | GENERAL MOTOR VECTRA, GT, GTX 2.0L 8V / Flexpower (121 cv gas. / 128 cv álc.) (BOSCH-014)(NGK-G76)..... | S4 48789 E | M4 48789 E |
| 98..... | GENERAL MOTOR VECTRA 2.0L 2.2L 8V SOHC MPFI (BOSCH-014)(NGK-G76) | S4 48789 E | M4 48789 E |
| 96-93 | GENERAL MOTOR VECTRA CD, GLS 2.0L MPFI (BOSCH-009)(NGK-G69)..... | S4 48788 E | M4 48788 E |
| 05-96 | GENERAL MOTOR VECTRA 2.4L 16V (BOSCH-015)(NGK-G78)..... | S4 48790 E | M4 48790 E |
| 95..... | GENERAL MOTOR VECTRA 2.4L 16V (NGK-G78) ... | S4 29778 E | M4 29778 E |
| 05-96 | GENERAL MOTOR ZAFIRA 2.0L 16V (BOSCH-015)(NGK-G78)..... | S4 48790 E | M4 48790 E |
| 01..... | GENERAL MOTOR ZAFIRA 2.0L 8V MPFI (BOSCH-014)(NGK-G76) | S4 48789 E | M4 48789 E |
| 98..... | GENERAL MOTOR ZAFIRA 2.0L 16V (NGK-G78) | S4 29778 E | M4 29778 E |
| 08-UP | GREAT WALL DEER 2.2L | S4 39328 E | M4 39328 E |
| 05-UP | GREAT WALL HAVAL H3 2.4L, HOVER 2.4L HAFU 2.4L, HOVER H3 2.4L, X240 2.4L | S4 39324 E | M4 39324 E |
| 99-UP | HAFEI RUIYI 1.1L (Microvan) | S4 39323 E | M4 39323 E |
| 99-UP | HAFEI ZHONGYI 1.1L (Microvan), CARGA 1.1L XINZHONGYI, EFFA VAN, EFFA FURGAO | S4 39323 E | M4 39323 E |
| | HONDA (32700-O0A-A00) | S4 29741 E | M4 29741 E |
| | HONDA (32700-PCA-003) (32700-P0H-A00) (32722-P07-000) (32722-P2A-000)..... | S4 28350 | M4 28350 |
| 85..... | HONDA ACCORD 2000 | S4 29633 E | M4 29633 E |
| 02-97 | HONDA ACCORD 1800 F18B (32700-PCA-003) | S4 28350 | M4 28350 |
| 97-94 | HONDA ACCORD 1800 F18B (32700-P0D-000) | S4 29737 E | M4 29737 E |
| 94-93 | HONDA ACCORD 1800 F18B (32700-PT0-000) | S4 29738 E | M4 29738 E |
| 00-97 | HONDA ACCORD 2000 F20B (32700-PCA-003) | S4 28350 | M4 28350 |
| 97-94 | HONDA ACCORD 2000 F20B (32700-P0D-000) | S4 29737 E | M4 29737 E |
| 94-89 | HONDA ACCORD 2000 F20B (32700-PT0-000) | S4 29738 E | M4 29738 E |
| 90-89 | HONDA ACCORD 2000 F20A (32700-PT0-000) | S4 29738 E | M4 29738 E |
| 94-93 | HONDA ACCORD 2000 H22A (32700-P13-A00) | S4 28361 | M4 28361 |
| 94-92 | HONDA ACCORD 2200 F22A (32700-PT0-000) | S4 29738 E | M4 29738 E |
| 04-97 | HONDA ACCORD 2300 F23A (32700-PCA-003) | S4 28350 | M4 28350 |
| | HONDA ACCORD TORNEO (32700-PCB-405) (32700-P13-A00)..... | S4 28361 | M4 28361 |

E= EXPORT

SPECIAL EXPORT CARS

| YEAR | MAKE, MODEL & ENGINE | <u>FIT OEM</u> | <u>FIT OEM</u> |
|-------|---|------------------------|----------------------|
| | | SUPPRESSOR B&B WIRE | PLATINUM MAG WIRE |
| 93-89 | HONDA ASCOT 1800 F18A (32700-PTO-000) | S4 29738 E | M4 29738 E |
| 91-90 | HONDA ASCOT 1800 F18A (32722-PV3-000) | S5 29731 E | M5 29731 E |
| 97-89 | HONDA ASCOT 2200 F20A (32700-PT0-000) | S4 29738 E | M4 29738 E |
| 03-99 | HONDA AVANCIER 2300 F23A (32700-PCA-003) | S4 28350 | M4 28350 |
| 80 | HONDA BALLADE 1300, 1500 (32700-PA6-000) | S4 28335 | M4 28335 |
| 75-72 | HONDA CIVIC 1200 EB-1 (32700-634-000) | S4 29640 E | M4 29640 E |
| 00-95 | HONDA CIVIC 1.3L D13B (32722-P2A-J01) | S4 29736 E | M4 29736 E |
| 00-95 | HONDA CIVIC 1.5L D15B (32722-P2A-J01) | S4 29736 E | M4 29736 E |
| 96 | HONDA CIVIC 1.6L D16A (32722-P2A-J01) | S4 29736 E | M4 29736 E |
| 00-95 | HONDA CIVIC FERIO 1.3L D13B (32722-P2A-J01) | S4 29736 E | M4 29736 E |
| 00-95 | HONDA CIVIC FERIO 1.3L, 1.5L (32722-P2A-003) (32722-P2A-J00) | S4 28350 | M4 28350 |
| 95-91 | HONDA CIVIC FERIO 1300 (32722-P01-000) | S4 28342 | M4 28342 |
| 00-95 | HONDA CIVIC FERIO 1.5L D15B (32722-P2A-J01) | S4 29736 E | M4 29736 E |
| 00-95 | HONDA CIVIC FERIO 1.6L D16A (32722-P2A-J01) | S4 29736 E | M4 29736 E |
| 95-91 | HONDA CIVIC FERIO 1600 (32722-P01-000) | S4 28342 | M4 28342 |
| 92-88 | HONDA CONCERTO 1500, 1600 (32722-PM3-010) | S4 28342 | M4 28342 |
| 00-95 | HONDA DOMANI 1500, 1600 (32722-P2A-003) | S4 28350 | M4 28350 |
| 00-97 | HONDA DOMANI 1.6L D16A (32722-P2A-J01) | S4 29736 E | M4 29736 E |
| 95-92 | HONDA DOMANI 1600 (32722-P01-000) | S4 28342 | M4 28342 |
| 95-92 | HONDA DOMANI 1600 (32722-P07-000) | S4 28350 | M4 28350 |
| 95-92 | HONDA DOMANI 1800 (32722-P54-000) | S4 28923 | M4 28923 |
| 00-96 | HONDA INTEGRA SJ 1.5L D15B (32722-P2A-J01) | S4 29736 E | M4 29736 E |
| 98-92 | HONDA INSPIRE 2000, 2500 (32722-PV3-000) | S5 29731 E | M5 29731 E |
| 01-98 | HONDA LOGO 1.3L D13B (32722-P2A-J01) | S4 29736 E | M4 29736 E |
| 04-97 | HONDA ODESSEY 2200 F23A (32700-PCA-003) | S4 28350 | M4 28350 |
| 97-94 | HONDA ODESSEY 2200 F22B (32700-P0D-000) | S4 29737 E | M4 29737 E |
| 02-96 | HONDA ORTHIA 800, 2000 (32700-PHK-003) | S4 28923 | M4 28923 |
| 03-96 | HONDA PARTNER 1.3L D13B (32722-P2A-J01) | S4 29736 E | M4 29736 E |
| 03-96 | HONDA PARTNER 1.3L (32722-P2A-003) | S4 28350 | M4 28350 |
| 04-96 | HONDA PARTNER 1.5L D15B (32722-P2A-J01) | S4 29736 E | M4 29736 E |
| 04-96 | HONDA PARTNER 1.5L, 1.6L (32722-P2A-003) | S4 28350 | M4 28350 |
| 04-96 | HONDA PARTNER 1.6L D16A (32722-P2A-J01) | S4 29736 E | M4 29736 E |
| 91 | HONDA PRELUDE 2200 H22A (32700-P13-A00) | S4 28361 | M4 28361 |
| 87-82 | HONDA PRELUDE 1800 ES (32722-PC6-000) | S4 29638 E | M4 29638 E |
| 98-93 | HONDA RAFAGA 2000 (32722-PV3-000) | S5 29731 E | M5 29731 E |
| 98-95 | HONDA SABER 2000, 2500 (32722-PV3-000) | S5 29731 E | M5 29731 E |
| 02-97 | HONDA TORNEO 1800 F18B (32700-PCA-003) | S4 28350 | M4 28350 |

E= EXPORT

SPECIAL EXPORT CARS

| YEAR | MAKE, MODEL & ENGINE | <u>FIT OEM</u> SUPPRESSOR B&B WIRE | <u>FIT OEM</u> PLATINUM MAG WIRE |
|-------|---|--|--|
| 02-97 | HONDA TORNEO 2000 F20B (32700-PCA-003) | S4 28350 | M4 28350 |
| 02-00 | HONDA TORNEO 2200 02-00 (32700-P5M-003) | S4 28361 | M4 28361 |
| 95-89 | HONDA VIGOR 2000 (32722-PV3-000) | S5 29731 E | M5 29731 E |
| 02-94 | HYUNDAI ACCENT 1.3L & 1.5L (27501-22B00) | S4 28782 | M4 28782 |
| 01-94 | HYUNDAI ACCENT DOHC, MPI DOHC 1.3L (27501-26A00/26C00) | S4 28784 | M4 28784 |
| 99-94 | HYUNDAI ACCENT/HATCHBACK 1.3L (NGK-N01) | S4 28782 | M4 28782 |
| 97 | HYUNDAI ACCENT MPI SOHC (27501-22B10) | S4 28783 | M4 28783 |
| 97 | HYUNDAI ACCENT 1.3L 1.5L DOHC, MPI DOHC (27501-26D00) | S4 29757 E | M4 29757 E |
| 98-94 | HYUNDAI ACCENT/HATCHBACK 1.5L (NGK-N01) | S4 28782 | M4 28782 |
| | HYUNDAI ATOS (27501-02A00) | S4 29665 E | M4 29665 E |
| 04-01 | HYUNDAI ATOS (Without COIL) | S4 29664 E | M4 29664 E |
| 01-00 | HYUNDAI ATOS MFI SOHC (27501-02D00 / 02H00) | S4 29791 E | M4 29791 E |
| 03-00 | HYUNDAI ATOS PRIME (27501-02D00 / 02H00) | S4 29791 E | M4 29791 E |
| 01-99 | HYUNDAI ATOS PRIME 1.0L (NGK-N01) | S4 28782 | M4 28782 |
| 00 | HYUNDAI ATOS / SANTRO 1.0L FBM (27501-02A00) | S4 29665 E | M4 29665 E |
| | HYUNDAI AVANTE, MATRIX 1.6L (27501-26D00) | S4 29757 E | M4 29757 E |
| 00-94 | HYUNDAI AVANTE ALPHA SOHC (27501-22B00) | S4 28782 | M4 28782 |
| 04-01 | HYUNDAI AVANTE XD 1.5L, 1.6L (27501-26D00) | S4 29757 E | M4 29757 E |
| 01 | HYUNDAI AVANTE XD 1.5L, 1.6L (27501-26A00/26C00) | S4 28784 | M4 28784 |
| 00-96 | HYUNDAI AVANTE 1.5L BETA ENG. DOHC (27501-26A00/26C00) | S4 28784 | M4 28784 |
| 96-95 | HYUNDAI AVANTE ALPHA SOHC 1.5L (27501-26B00) | S4 28771 ♦ | M4 28771 ♦ |
| 01-95 | HYUNDAI AVANTE BETA ENG. DOHC 1.8L (27501-23A00 / 23B70/ 23B01) | S4 28785 | M4 28785 |
| 06-01 | HYUNDAI AVANTE XD MPI DOHC 1.8L, 2.0L (27501-23A00 / 23B70/ 23B01) | S4 28785 | M4 28785 |
| 06 | HYUNDAI AVANTE HD 2.0L (27501-23A00 / 23B70/ 23B01) | S4 28785 | M4 28785 |
| 03-02 | HYUNDAI CLICK / GETZ 1.1L (27501-02D00 / 02H00) | S4 29791 E | M4 29791 E |
| 05-02 | HYUNDAI CLICK / GETZ 1.3L (27501-22B10) | S4 28783 | M4 28783 |
| 05-02 | HYUNDAI CLICK / GETZ MPI DOHC 1.5L, 1.6L (27501-26D00) | S4 29757 E | M4 29757 E |
| 92 | HYUNDAI DYNASTY ,NEW GRANDUER 3.0L SOHC(27501-35B00 / 35C00) | S6 28150 | M6 28150 |
| 95-89 | HYUNDAI ELANTRA FBC & EXCEL FBC (27501-24C10 / 24100) | S4 29797 E | M4 29797 E |

E= EXPORT

♦ Engine Combine Direct Ign. with wire set

SPECIAL EXPORT CARS

| YEAR | MAKE, MODEL & ENGINE | <u>FIT OEM</u> SUPPRESSOR B&B WIRE | <u>FIT OEM</u> PLATINUM MAG WIRE |
|-------------|--|--|--|
| 90..... | HYUNDAI ELANTRA, SONATA MPI DOHC (27201-33A00)..... | S4 28148 | M4 28148 |
| 95-89 | HYUNDAI EXCEL-2 (27501-24C10 / 24100) | S4 29797 E | M4 29797 E |
| 03-92 | HYUNDAI GALLOPER (27501-4AA00 / 36000)..... | S6 29792 E | M6 29792 E |
| 02-00 | HYUNDAI GALLOPER INNOVATION (27501-4AA00 / 36000) | S6 29792 E | M6 29792 E |
| 05-98 | HYUNDAI GRANDEUR XG 2.5, 2.7L (27501-37A00 / 37B00 | S6 39307 | M6 39307 |
| 02-98 | HYUNDAI GRANDEUR XG DOHC 3.0L (27501-39A00)..... | S6 39298 | M6 39298 |
| 06-05 | HYUNDAI LAVITA (MATRIX) (27501-26D00)..... | S4 29757 E | M4 29757 E |
| 01..... | HYUNDAI LAVITA (MATRIX) 1.5L, 1.6L (27501-26A00/26C00)..... | S4 28784 | M4 28784 |
| 05-01 | HYUNDAI LAVITA (MATRIX) 1.8L (27501-23A00 / 23B70/ 23B01)..... | S4 28785 | M4 28785 |
| 00..... | HYUNDAI LIBERO 3.0L (27501-4AA00 / 36000)..... | S6 29792 E | M6 29792 E |
| 03-99 | HYUNDAI MARCIA, NEW GRANDUER I4 2.0L, SANTAMO 2.0L DOHC (27201-33A00)..... | S4 28148 | M4 28148 |
| 90-83 | HYUNDAI PONY, STELLAR 1.4L, 1.6L..... | S4 28778 E | M4 28778 E |
| 03-98 | HYUNDAI SANDRO 1.1L (27501-02D00 / 02H00)..... | S4 29791 E | M4 29791 E |
| 02-01 | HYUNDAI EF SONATA 1.8L (27501-23A00 / 23B70 / 23B01)..... | S4 28785 | M4 28785 |
| 89..... | HYUNDAI SONATA 1.8L, 2.0L I4 SOHC (27501-32A00)..... | S4 28149 | M4 28149 |
| 02..... | HYUNDAI NEW EF SONATA 1.8L (27501-23A00 / 23B70/ 23B01)..... | S4 28785 | M4 28785 |
| 01..... | HYUNDAI NEW EF SONATA 2.5L DOHC (27501-37A00 / 37B00 | S6 39307 | M6 39307 |
| 98..... | HYUNDAI NEW EF SONATA 2.0L (27501-38A00 / 38B00) | S4 28772 ♦ | M4 28772 ♦ |
| 96..... | HYUNDAI STAREX (H-1) 3.0L L6AT (27501-4AA00 / 36000) | S6 29792 E | M6 29792 E |
| 06-95 | HYUNDAI TIBURON (COUPE) BETA ENG. DOHC (27501-23A00 / 23B70/ 23B01)..... | S4 28785 | M4 28785 |
| 04-99 | HYUNDAI TRAGET XG MPI DOHC 2.0L (27501-38A00 / 38B00) | S4 28772 ♦ | M4 28772 ♦ |
| 04-01 | HYUNDAI TRAGET 2.7L MPI DOHC (27501-37A00 / 37B00 | S6 39307 | M6 39307 |
| 02-01 | HYUNDAI TUSCANI 2.0L (27501-23A00 / 23B70/ 23B01)..... | S4 28785 | M4 28785 |

E= EXPORT

♦ Engine Combine Direct Ign. with wire set

SPECIAL EXPORT CARS

| YEAR | MAKE, MODEL & ENGINE | <u>FIT OEM</u> | <u>FIT OEM</u> |
|-------|---|------------------------|----------------------|
| | | SUPPRESSOR B&B WIRE | PLATINUM MAG WIRE |
| 00-99 | HYUNDAI VERNA MPI SOHC (27501-22B00) | S4 28782 | M4 28782 |
| 06-00 | HYUNDAI VERNA MPI SOHC (27501-22B10) | S4 28783 | M4 28783 |
| 06-01 | HYUNDAI VERNA 1.4L MPI DOHC (27501-26D00) | S4 29757 E | M4 29757 E |
| 01-99 | HYUNDAI VERNA 1.4L (27501-26A00/26C00) | S4 28784 | M4 28784 |
| 89 | ISUZU 4ZA1-4ZD1 (8-94433-364-0) | S4 29602 E | M4 29602 E |
| 86 | ISUZU ASKA 4ZB1-C1 (8-94120-547-1) | S4 29601 E | M4 29601 E |
| 90-85 | ISUZU GEMINI 1500 (INCL. TURBO) 4XC1 (8-94150-184-1), (8-94146-626-1) | S4 29657 E | M4 29657 E |
| 78-77 | ISUZU GEMINI 1600 G161, 1800 G180 (8-94215-081-0), (8-94221-954-0) | S4 29658 E | M4 29658 E |
| 77 | ISUZU GEMINI 1600 (8-94215081-0) | S4 28141 | M4 28141 |
| 75-74 | ISUZU GEMINI 1.6L G161 (8-94209306-0) | S4 29671 E | M4 29671 E |
| 99 | ISUZU LUV C22NE 2.2L | S4 29684 E | M4 29684 E |
| 98-93 | JEEP CHEROKEE SPORT, GRAND CHEROKEE, LAREDO 4.0L (NGK-C03) | S6 29786 E | M6 29786 E |
| 00-94 | KIA AVELLA 1.3L (KK370-18-140) | S4 39301 | M4 39301 |
| 99-95 | KIA AVELLA 1.5L MPI DOHC(OK203-18-140B) | S4 39445 E | M4 39445 E |
| | KIA CARSTAR MPI DOHC (27201-33A00) | S4 28148 | M4 28148 |
| 06-03 | KIA CERATO MPI DOHC 2.0L (27501-23A00 / 23B70/ 23B01) | S4 28785 | M4 28785 |
| 04-00 | KIA CREDOS FMD 1.8L (OK9A6-18-140B) | S4 29790 E | M4 29790 E |
| 00 | KIA CREDOS / CLARUS MPI SOHC 2.0L (OK9A2-18-140) | S4 29794 E | M4 29794 E |
| 04 | KIA MORNING / PICANTO (27501-02D00 / 02H00) | S4 29791 E | M4 29791 E |
| 05-02 | KIA OPIMA / MAGENTIS I4 MPI DOHC 1.8L (27501-23A00 / 23B70/ 23B01) | S4 28785 | M4 28785 |
| 06-03 | KIA OPIRUS 2.7L (27501-37A00 / 37B00) | S6 39307 | M6 39307 |
| 05 | KIA OPTIMA / MANGENTIS I4 MPI DOHC 2.0L (27501-38A00 / 38B00) | S4 28772 ♦ | M4 28772 ♦ |
| 06-03 | KIA OPTIMA / MANGENTIS MPI DOHC 2.5L (27501-37A00 / 37B00) | S6 39307 | M6 39307 |
| 05 | KIA OPTIMA REGAL MPI DOHC 2.0L (27501-38A00 / 38B00) | S4 28772 ♦ | M4 28772 ♦ |
| 05-02 | KIA OPTIMA REGAL MPI DOHC 2.5L (27501-37A00 / 37B00) | S6 39307 | M6 39307 |
| 99-90 | KIA PRIDE 1.1L (KK150-18-140C) | S4 29795 E | M4 29795 E |
| 93-UP | KIA PRIME B1 1.1L 1.5 (KK180-18-140C) | S4 29667 E | M4 29667 E |
| 02-99 | KIA RIO MPI DOHC (OK30E-18-140) | S4 39299 | M4 39299 |
| 02-99 | KIA RIO MPI SOHC (OK30A-18-140A) | S4 29796 E | M4 29796 E |
| 97 | KIA SEPHIA 1.5 (OK203-18-140B) | S4 39445 E | M4 39445 E |
| 03-00 | KIA SHUMA MPI SOHC (OK30A-18-140A) | S4 29796 E | M4 29796 E |

E= EXPORT

♦ Engine Combine Direct Ign. with wire set

SPECIAL EXPORT CARS

| YEAR | MAKE, MODEL & ENGINE | <u>FIT OEM</u> | <u>FIT OEM</u> |
|-------|--|------------------------|----------------------|
| | | SUPPRESSOR B&B WIRE | PLATINUM MAG WIRE |
| 03-99 | KIA SPECTRA 1.5L MPI SOHC (OK30A-18-140A) | S4 29796 E | M4 29796 E |
| 99-95 | KIA TOWNER (AA100CB151) | S3 29793 E | M3 29793 E |
| 03-00 | KIA VISTO (27501-02D00 / 02H00) | S4 29791 E | M4 29791 E |
| 95-91 | LADA LAIKA, NIVA 1.6L 8V (NGK-L01) | S4 29776 E | M4 29776 E |
| 97-84 | LADA NIVA & SIGNET 2105 (1200cc), 2106 (1500cc) 2107 (1600cc)..... | S4 29730 E | M4 29730 E |
| | LADA SAMARA | S4 29772 E | M4 29772 E |
| 97-85 | LADA SAMARA 2608 (1300cc), 2609 (1500cc) | S4 29726 E | M4 29726 E |
| 92-72 | LAND ROVER RANGER ROVER, DISCOVERY, ROVER (Auto) 3.5L, 3.9L | S8 39875 E | M8 39875 E |
| 99 | LUV 2.2L | S4 29746 E | M4 29746 E |
| | MARUTI 808 | S3 29753 E | M3 29753 E |
| | MAZDA 626 (E801-18-140) | S4 29663 E | M4 29663 E |
| 95 | MAZDA ARTIS B6 1.6L (B6BF-18-140A) | S4 29674 E | M4 29674 E |
| | MAZDA B2000 (E801-18-140) F8 / FE | S4 29663 E | M4 29663 E |
| 97 | MAZDA B2600 | S4 29701 E | M4 29701 E |
| 96-92 | MAZDA B2600 | S4 29702 E | M4 29702 E |
| | MAZDA B1600 PICK UP, 626 (FWD) | S4 T8556 E | M4 T8556 E |
| 82-78 | MAZDA CAPELLA 1600 NA (4094-89-182) | S4 29645 E | M4 29645 E |
| 85-82 | MAZDA CAPELLA 1600, 1800 (F801-89-182B) | S4 29661 E | M4 29661 E |
| 97-94 | MAZDA CAPELLA 1800 (FP13-18-140B) | S4 29245 | M4 29245 |
| 92-87 | MAZDA CAPELLA 1800 (8BG6-18-140 / A) (8BG7-18-140A) (8BGH-18-140A) | S4 29267 | M4 29267 |
| 82-78 | MAZDA CAPELLA 1800 VC (4094-89-182) | S4 29645 E | M4 29645 E |
| 82-79 | MAZDA CAPELLA 2000 MA (4094-89-182) | S4 29645 E | M4 29645 E |
| 82 | MAZDA CAPELLA 2000 FE, F8 (F801-89-182) | S4 29661 E | M4 29661 E |
| 94-92 | MAZDA CLEF 2000 (FS01-18-140) | S4 29245 | M4 29245 |
| 83-81 | MAZDA COSMO 1800 VC (4094-89-182) | S4 29645 E | M4 29645 E |
| 81-77 | MAZDA COSMO 2000 MA (4094-89-182) | S4 29645 E | M4 29645 E |
| 96-91 | MAZDA CRONUS 2000 (FS01-18-140) (FP13-18-140B)..... | S4 29245 | M4 29245 |
| 89 | MAZDA EUNOS 1800 (8BBS-18-140) | S4 29262 | M4 29262 |
| 94-89 | MAZDA EUNOS 100 1800 (8BBS-18-140) | S4 29262 | M4 29262 |
| 96-94 | MAZDA EUNOS 500 1800 (FP13-18-140B) | S4 29245 | M4 29245 |
| 97-93 | MAZDA EUNOS 800 2500 (KL47-18-140F) (KL47-18-140C)..... | S6 29230 | M6 29230 |
| 93-91 | MAZDA EUNOS PRESSO 1800 (K801-18-140B) | S6 29271 | M6 29271 |
| 75-70 | MAZDA FAMILIA 1000 PC (0324-18-140B) | S4 29624 E | M4 29624 E |
| 89-85 | MAZDA FAMILIA 1300 E3 (8BB1-18-140) | S4 29659 E | M4 29659 E |
| 80 | MAZDA FAMILIA 1300 E3 (E303-18-140B) | S4 29660 E | M4 29660 E |
| 75-70 | MAZDA FAMILIA 1300 TC (0324-18-140B) | S4 29624 E | M4 29624 E |
| 77 | MAZDA FAMILIA 1300 TC (3710-18-140) | S4 29644 E | M4 29644 E |
| 80-78 | MAZDA FAMILIA 1400 UC (3710-18-140) | S4 29644 E | M4 29644 E |

E= EXPORT

SPECIAL EXPORT CARS

| YEAR | MAKE, MODEL & ENGINE | <u>FIT OEM</u> SUPPRESSOR B&B WIRE | <u>FIT OEM</u> PLATINUM MAG WIRE |
|-------|--|--|--|
| 02-98 | MAZDA FAMILIA 1500 (ZL01-18-140A) | S4 23237 ♦ | M4 23237 ♦ |
| 98-94 | MAZDA FAMILIA 1500 (B6BF-18-140B) | S4 29247 | M4 29247 |
| 87-85 | MAZDA FAMILIA 1500 E5 (8BB1-18-140) | S4 29659 E | M4 29659 E |
| 80 | MAZDA FAMILIA 1500 ES (E303-18-140B) | S4 29660 E | M4 29660 E |
| 96-94 | MAZDA FAMILIA B5 1.5L (B6BF-18-140A) | S4 29674 E | M4 29674 E |
| 96-94 | MAZDA FAMILIA 1800 (B6BF-18-140B) | S4 29247 | M4 29247 |
| 94-90 | MAZDA FAMILIA 1800 (8BBS-18-140) | S4 29262 | M4 29262 |
| 96-94 | MAZDA FAMILIA BP 1.8L (B6BF-18-140A) | S4 29674 E | M4 29674 E |
| 94-90 | MAZDA FAMILIA ASTINA 1500,1800 (8BBS-18-140) | S4 29262 | M4 29262 |
| 96-93 | MAZDA LANTIS BP 1.8L (B6BF-18-140A) | S4 29674 E | M4 29674 E |
| 96-93 | MAZDA LANTIS (B6BF-18-140B) | S4 29247 | M4 29247 |
| 89-85 | MAZDA LASER 1300 E3 (8BB1-18-140) | S4 29659 E | M4 29659 E |
| 98-94 | MAZDA LASER 1500 (Z501-18-140A) | S4 29248 | M4 29248 |
| 96-94 | MAZDA LASER B5 1.5L (B6BF-18-140A) | S4 29674 E | M4 29674 E |
| 96-94 | MAZDA LASER 1500 (B6BF-18-140B) | S4 29247 | M4 29247 |
| 94-90 | MAZDA LASER 1500 (8BBS-18-140) | S4 29262 | M4 29262 |
| 89-85 | MAZDA LASER 1500 E5 (8BB1-18-140) | S4 29659 E | M4 29659 E |
| 96-94 | MAZDA LASER BP 1.6L (B6BF-18-140A) | S4 29674 E | M4 29674 E |
| 96-94 | MAZDA LASER BP 1.8L (B6BF-18-140A) | S4 29674 E | M4 29674 E |
| 96-94 | MAZDA LASER 1800 (B6BF-18-140B) | S4 29247 | M4 29247 |
| 94-90 | MAZDA LASER 1800 (8BBS-18-140) | S4 29262 | M4 29262 |
| 00-98 | MAZDA LASER LIDEA 1500 (ZL01-18-140A) | S4 23237 ♦ | M4 23237 ♦ |
| 83-78 | MAZDA LUCE 1800 VC (4094-89-182) | S4 29645 E | M4 29645 E |
| 83-80 | MAZDA LUCE 2000 MA, MS (4094-89-182) | S4 29645 E | M4 29645 E |
| | MAZDA 323 (FWD), FORD LASER | S4 T8557 E | M4 T8557 E |
| | MAZDA 626 (RWD), 616 | S4 T8555 E | M4 T8555 E |
| 00-97 | MAZDA MILENIA 2000 (KL47-18-140F) | S6 29230 | M6 29230 |
| 95 | MAZDA MILLENNIUM | S6 29708 E | M6 29708 E |
| | MAZDA MS-9 3000 (8BHC-18-140B) | S6 29243 | M6 29243 |
| 94-92 | MAZDA MX-6 2000 (FS01-18-140) | S4 29245 | M4 29245 |
| 90-86 | MAZDA NUEVA RAZA | S4 29699 E | M4 29699 E |
| 90-88 | MAZDA PERSONA 1800 (8BG6-18-140A) | S4 29267 | M4 29267 |
| | MAZDA PICK UP B1600, FORD COURIER | S4 T8553 E | M4 T8553 E |
| 88 | MAZDA PROBE 2000, 2200 (8BG7-18-140) | S4 29267 | M4 29267 |
| 74 | MAZDA PROCEED 1300 TC (0324-18-140B) | S4 29624 E | M4 29624 E |
| 99-89 | MAZDA PROCEED 2600 (8BU5-18-140A) | S4 29265 | M4 29265 |
| 99-96 | MAZDA PROCEED MARVY 2500 (8BU5-18-140A) | S4 29265 | M4 29265 |
| 96-90 | MAZDA PROCEED MARVY 2600 (8BU5-18-140A) | S4 29265 | M4 29265 |
| 92-89 | MAZDA ROADSTER 1600 (B61P-18-140C) | S4 29246 | M4 29246 |
| 04-00 | MAZDA ROADSTER 1800 (BP6D-18-140A) | S4 23201 ♦ | M4 23201 ♦ |
| 00-93 | MAZDA ROADSTER 1800 (BPE8-18-140A) | S4 29246 | M4 29246 |
| 96-91 | MAZDA SENTIA 3000 (8BHC-18-140B) | S6 29243 | M6 29243 |

E= EXPORT

♦ Engine Combine Direct Ign. with wire set

SPECIAL EXPORT CARS

| YEAR | MAKE, MODEL & ENGINE | <u>FIT OEM</u> SUPPRESSOR B&B WIRE | <u>FIT OEM</u> PLATINUM MAG WIRE |
|-------|---|--|--|
| 91-87 | MAZDA TERSTAR 1800 (8BG6-18-140A) | S4 29267 | M4 29267 |
| 82 | MAZDA TERSTAR 1800 F8 (F801-89-182) | S4 29661 E | M4 29661 E |
| 82 | MAZDA TERSTAR 2000 FE (F801-89-182) | S4 29661 E | M4 29661 E |
| 97-94 | MAZDA TERSTAR II 1800, 2000 (FP13-18-140B) | S4 29245 | M4 29245 |
| 94 | MITSUBISHI 3000 GT | S4 29765 E | M4 29765 E |
| 04-01 | MITSUBISHI AIRTRECK 2000 4G63 (MD338624) 2 wires req. | S4 23302 ♦ | M4 23302 ♦ |
| 04-01 | MITSUBISHI AIRTRECK 2400 4G64 (MD338624) 2 wires req. | S4 23302 ♦ | M4 23302 ♦ |
| 04-02 | MITSUBISHI AIRTRECK 2000 4G63 (MD343245) | S4 23304 ♦ | M4 23304 ♦ |
| 98-96 | MITSUBISHI CHALLENGER 3000 6G72 (MD371980) (MD338249) | S6 23301 | M6 23301 |
| 91-85 | MITSUBISHI CHARIOT 1800 G37B (MD108190) | S4 29613 E | M4 29613 E |
| 97-95 | MITSUBISHI CHARIOT 2.0L 4G63 (MD195229) | S4 29732 E | M4 29732 E |
| 94 | MITSUBISHI COLT 16V | S4 29679 E | M4 29679 E |
| 93-86 | MITSUBISHI DELICA G33B 1.4L (MD997380) | S4 29689 E | M4 29689 E |
| 90-86 | MITSUBISHI DELICA G32B 1.6L (MD997380) | S4 29689 E | M4 29689 E |
| 04-94 | MITSUBISHI DELICA SPACE GEAR 3.0L 6G72 (MD173402) | S6 28144 | M6 28144 |
| 99-95 | MITSUBISHI DIAMANTE 2500 6G73 (MD322768) | S6 23734 E | M6 23734 E |
| 02-95 | MITSUBISHI DIAMANTE 3000 6G72 (MD322768) | S6 23734 E | M6 23734 E |
| 92-88 | MITSUBISHI ETERNA 2000 4G63 (MD134755) | S4 29733 E | M4 29733 E |
| 90-84 | MITSUBISHI ETERNA Σ 1800 G37B (MD108190) | S4 29613 E | M4 29613 E |
| 97-96 | MITSUBISHI ECLIPSE 2400 4G69 (MD336386) | S4 23303 | M4 23303 |
| 80 | MITSUBISHI FORTE 2000 4G52 (MD-023742) | S4 29653 E | M4 29653 E |
| 00-95 | MITSUBISHI FTO 1800 4G93 (MD334043) 2 wires required | S4 23300 ♦ | M4 23300 ♦ |
| 00-95 | MITSUBISHI FTO 1800 4G93 (Conn. for Coil on Plug, 2 Required) | | CC-519 ⊙ |
| 89-87 | MITSUBISHI GALANT 1800 4G37 (MD108190) | S4 29613 E | M4 29613 E |
| 77-75 | MITSUBISHI GALANT 1800 4G51 (MD-023742) | S4 29653 E | M4 29653 E |
| 90 | MITSUBISHI GALANT 1800 4G37 (MD134755) | S4 29733 E | M4 29733 E |
| 80-75 | MITSUBISHI GALANT 2000 4G52 (MD-023740) | S4 29653 E | M4 29653 E |
| 92-87 | MITSUBISHI GALANT 2000 4G63 (MD134755) | S4 29733 E | M4 29733 E |
| 00-96 | MITSUBISHI GALANT (MD338624) 2 wires req. | S4 23302 ♦ | M4 23302 ♦ |
| 00-96 | MITSUBISHI GALANT (Conn. for Coil on Plug, 2 Req.) | | CC-519 ⊙ |
| | MITSUBISHI GALANT EA1A (MD975897) | S4 29728 E | M4 29728 E |
| | MITSUBISHI GALANT E54A, 6A12 (MD331260) | S6 29739 E | M6 29739 E |

E= EXPORT

⊙ Connector for Coil on Plug (CC)
♦ Engine Combine Direct Ign. with wire set

SPECIAL EXPORT CARS

| YEAR | MAKE, MODEL & ENGINE | <u>FIT OEM</u> SUPPRESSOR B&B WIRE | <u>FIT OEM</u> PLATINUM MAG WIRE |
|-------------|---|--|--|
| 87-84 | mitsubishi GALANT Σ 1600 G32B (MD108190) | S4 29613 E | M4 29613 E |
| 80-77 | mitsubishi GALANT Σ 1800 G51B (MD-023742) ... | S4 29653 E | M4 29653 E |
| 96-83 | mitsubishi GALANT Σ 1800 G37B (MD108190) | S4 29613 E | M4 29613 E |
| 76..... | mitsubishi GALANT Σ 2000 4G52 (MD023742)..... | S4 29653 E | M4 29653 E |
| 80-77 | mitsubishi GALANT Σ 2000 G52B (MD-023742) ... | S4 29653 E | M4 29653 E |
| 90..... | mitsubishi GALANT Λ 1800 4G37 (MD134755) | S4 29733 E | M4 29733 E |
| 89-88 | mitsubishi GALANT Λ 1800 G37B (MD108190)..... | S4 29613 E | M4 29613 E |
| 92-88 | mitsubishi GALANT Λ 2000 4G67 (MD134755) | S4 29733 E | M4 29733 E |
| 77..... | mitsubishi GALANT Λ 2000 4G52 (MD-023742) | S4 29653 E | M4 29653 E |
| 80-77 | mitsubishi GALANT Λ 2000 G52B (MD-023742) ... | S4 29653 E | M4 29653 E |
| 80..... | mitsubishi GALANT Λ 2600 G54B (MD-023742) ... | S4 29653 E | M4 29653 E |

SPECIAL EXPORT CARS

| YEAR | MAKE, MODEL & ENGINE | <u>FIT OEM</u> SUPPRESSOR B&B WIRE | <u>FIT OEM</u> PLATINUM MAG WIRE |
|-------------|---|--|--|
| 94..... | MITSUBISHI LANCER 16V | S4 29679 E | M4 29679 E |
| 81..... | MITSUBISHI LANCER 1200 G11B (MD030938)..... | S4 29655 E | M4 29655 E |
| 81-77 | MITSUBISHI LANCER 1200 G11B (MD030899)..... | S4 29656 E | M4 29656 E |
| 81-79 | MITSUBISHI LANCER 1200 4G11 (MD030899)..... | S4 29656 E | M4 29656 E |
| 14-03 | MITSUBISHI LANCER 1.3L (MD365102) | S4 23760E ♦ | M4 23760E ♦ |
| 91-88 | MITSUBISHI LANCER 1300 4G13 (MD997423)..... | S4 29611 E | M4 29611 E |
| 86..... | MITSUBISHI LANCER 1300 G13B (MD030938) | S4 29655 E | M4 29655 E |
| 81-78 | MITSUBISHI LANCER 1400 G12B (MD030899) | S4 29656 E | M4 29656 E |
| 81-79 | MITSUBISHI LANCER 1400 4G12 (MD030899)..... | S4 29656 E | M4 29656 E |
| 00-95 | MITSUBISHI LANCER 1500 4G15 (MD332342)..... | S4 29761 E | M4 29761 E |
| 97..... | MITSUBISHI LANCER 1500 | S4 29658 E | M4 29658 E |
| 91-88 | MITSUBISHI LANCER 1500 4G15 (MD997423)..... | S4 29611 E | M4 29611 E |
| 14-03 | MITSUBISHI LANCER 1.6L (MD365102) | S4 23760E ♦ | M4 23760E ♦ |
| 03-00 | MITSUBISHI LANCER 1.6L SOHC 2 wires req..... | S4 23759E ♦ | M4 23759E ♦ |
| 81-80 | MITSUBISHI LANCER 2000 652B (MD-023742) | S4 29653 E | M4 29653 E |
| | MITSUBISHI SUPER SALON 2000, 1600, GALANT, ALL | S4 T8541 E | M4 T8541 E |
| 00-96 | MITSUBISHI LANCER 1800 4G93 (MD334043) 2 wires required | S4 23300 ♦ | M4 23300 ♦ |
| 00-96 | MITSUBISHI LANCER 1800 4G93 (Conn. for Coil on Plug, 2 Req.) | | CC-519 ⊙ |
| 95-91 | MITSUBISHI LANCER 1.5L 4G91, 1.8L 4G93 (MD334041) | S4 29735 E | M4 29735 E |
| 81-79 | MITSUBISHI LANCER 1400, 1800 (MD-026710) (MD-030899) | S4 29654 E | M4 29654 E |
| 77-69 | MITSUBISHI LANCER 1200, 1400, 1600, GALANT 1300, 1500, 1600, 1700 (MD-001731) (MD-001740) (MD-009141), (MD-021758), (MD-001730)..... | S4 29643 E | M4 29643 E |
| 97..... | MITSUBISHI LANCER 4G13 (MD332343)..... | S4 29679 E | M4 29679 E |
| 95-92 | MITSUBISHI LANCER 4G13 1.3L & 4G15 1.5L (MD180171) | S4 29727 E | M4 29727 E |
| 96..... | MITSUBISHI LANCER 1.8L | S4 29694 E | M4 29694 E |
| | MITSUBISHI LANCER, LANCER-GSR..... | S4 T8542 E | M4 T8542 E |
| | MITSUBISHI LANCER 2000 4G63 (MD343245)..... | S4 23304 ♦ | M4 23304 ♦ |
| 03-01 | MITSUBISHI LANCER CEDIA 1800 4G93 (MD334043) 2 wires required | S4 23300 ♦ | M4 23300 ♦ |
| 03-01 | MITSUBISHI LANCER CEDIA 1800 4G93 (Conn. for Coil on Plug, 2 Required) | | CC-519 ⊙ |

⊙ Connector for Coil on Plug (CC)

♦ Engine Combine Direct Ign. with wire set

E= EXPORT

SPECIAL EXPORT CARS

| YEAR | MAKE, MODEL & ENGINE | <u>FIT OEM</u> SUPPRESSOR B&B WIRE | <u>FIT OEM</u> PLATINUM MAG WIRE |
|-------------|--|--|--|
| 96-92 | MITSUBISHI LANCER EVO-3 2.0L 4G63 (MD195229) | S4 29732 E | M4 29732 E |
| 83-82 | MITSUBISHI LANCER FIORE 1200 G11B (MD030899)..... | S4 29656 E | M4 29656 E |
| 83..... | MITSUBISHI LANCER FIORE 1300 G13B (MD030938)..... | S4 29655 E | M4 29655 E |
| 83-82 | MITSUBISHI LANCER FIORE 1400 G12BMD (MD030938)..... | S4 29655 E | M4 29655 E |
| 88-86 | MITSUBISHI LANCER FIORE 1500 G31B (MD108190)..... | S4 29613 E | M4 29613 E |
| 83..... | MITSUBISHI LANCER FIORE 1500 G15B (MD030938)..... | S4 29655 E | M4 29655 E |
| 99-93 | MITSUBISHI LIBERO 1.8L 4G93 (MD334041)..... | S4 29735 E | M4 29735 E |
| 14-03 | MITSUBISHI LANCER KOMBI 1.6L (MD365102) | S4 23760E ♦ | M4 23760E ♦ |
| 79-77 | MITSUBISHI MINICA 550 2G23 (MD017963/4)..... | S4 29614 E | M4 29614 E |
| 82-77 | MITSUBISHI MINICAB 360 2G23 (MD017963/4) | S4 29614 E | M4 29614 E |
| 84-82 | MITSUBISHI MINICAB 550 2G23 (MD017963/4) | S4 29614 E | M4 29614 E |
| 88-86 | MITSUBISHI MIRAGE 1500 G31B (MD108190)..... | S4 29613 E | M4 29613 E |
| 91-87 | MITSUBISHI MIRAGE 1300 4G13 (MD997423) | S4 29611 E | M4 29611 E |
| 91-87 | MITSUBISHI MIRAGE 1500 4G15 (MD997423) | S4 29611 E | M4 29611 E |
| 82-80 | MITSUBISHI MIRAGE 1200 G11B (MD030938)..... | S4 29655 E | M4 29655 E |
| 83..... | MITSUBISHI MIRAGE 1300 G13B (MD030938)..... | S4 29655 E | M4 29655 E |
| 83-82 | MITSUBISHI MIRAGE 1400 G12B (MD030938)..... | S4 29655 E | M4 29655 E |
| 83..... | MITSUBISHI MIRAGE 1500 G15B (MD030938)..... | S4 29655 E | M4 29655 E |
| 85..... | MITSUBISHI MIRAGE 1500 G15B (MD030938)..... | S4 29655 E | M4 29655 E |
| 80-78 | MITSUBISHI MIRAGE 1200 G11B (MD030899), (MD030901)..... | S4 29656 E | M4 29656 E |
| 80-78 | MITSUBISHI MIRAGE 1400 G12B (MD030899), (MD030901)..... | S4 29656 E | M4 29656 E |
| 95-91 | MITSUBISHI MIRAGE 1.5L 4G91 & 1.6L 4G92 (MD334041) | S4 29735 E | M4 29735 E |
| 97..... | MITSUBISHI MIRAGE 1800 G37B (MD334043) 2 wires req..... | S4 23300 ♦ | M4 23300 ♦ |
| 97..... | MITSUBISHI MIRAGE 1800 G37B (Conn. for Coil on Plug, 2 Required) | | CC-519 ⊙ |
| 95-93 | MITSUBISHI L300 4G64 2.4L (MD997387) | S4 29690 E | M4 29690 E |
| 97..... | MITSUBISHI MIRAGE DOHC | S4 29697 E | M4 29697 E |
| 95-93 | MITSUBISHI MIRAGE ASTY 4G13 1.3L (MD180171) | S4 29727 E | M4 29727 E |
| 04-98 | MITSUBISHI PAJERO EO 1800 4G93 (MD334043) 2 wires req..... | S4 23300 ♦ | M4 23300 ♦ |
| 04-98 | MITSUBISHI PAJERO EO 1800 4G93 (MD334043) 2 wires req..... | S4 23300 ♦ | M4 23300 ♦ |

E= EXPORT

⊙ Connector for Coil on Plug (CC)
♦ Engine Combine Direct Ign. with wire set

SPECIAL EXPORT CARS

| YEAR | MAKE, MODEL & ENGINE | <u>FIT OEM</u> | <u>FIT OEM</u> |
|-------|--|------------------------|----------------------|
| | | SUPPRESSOR B&B WIRE | PLATINUM MAG WIRE |
| 04-97 | MITSUBISHI PAJERO 3.0L 6G72 (MD371794) (MD371980) (MD338249) | S6 23301 | M6 23301 |
| 99-93 | MITSUBISHI PAJERO 3.5L 6G74 | S6 23354 ♦ | M6 23354 ♦ |
| 00-97 | MITSUBISHI RVR 2000 4G63 (MD343245) | S4 23304 ♦ | M4 23304 ♦ |
| 97-94 | MITSUBISHI RVR 2.0L 4G63 (MD195229) | S4 29732 E | M4 29732 E |
| 97-91 | MITSUBISHI RVR 2.0L 4G63 (MD195228) | S4 29729 E | M4 29729 E |
| 14-00 | MITSUBISHI SPACE STAR 1.3L DG1A (MD365102) | S4 23760E ♦ | M4 23760E ♦ |
| 82 | MITSUBISHI TREDIA 1400 G12B (MD030938) | S4 29655 E | M4 29655 E |
| | NISSAN 311-B310, B210-120, 1200 | S4 T8524 E | M4 T8524 E |
| 97-93 | NISSAN GA16DS 1.6L V16 (22450-65Y26 / 53Y11) | S4 29688 E | M4 29688 E |
| 80 | NISSAN 140Y-150Y (22450-H5060) | S4 29603 E | M4 29603 E |
| | NISSAN 1800-720, 1600-720, 1500-720 PICK UP | S4 T8525 E | M4 T8525 E |
| | NISSAN (22450-01A85) | S4 29755 E | M4 29755 E |
| 95-90 | NISSAN AD 1500 GA15D (22440-53Y11) | S4 29688 E | M4 29688 E |
| 97-92 | NISSAN AD MAX 1500 GA15D (22440-53Y11) | S4 29688 E | M4 29688 E |
| 96-92 | NISSAN ALTIMA (2.4L) LAUREL (RB-20) | S6 28240 E | M6 28240 E |
| 04-99 | NISSAN ATLAS 2000 KA20DE (22440-VJ202) | S4 29666 E | M4 29666 E |
| 85-81 | NISSAN AUSTER 1600 CA16S (22450-D0125 / D0126 / D0127) | S4 28226 | M4 28226 |
| 83-81 | NISSAN AUSTER 1800 CA18 (22450-D0125 / D0126 / D0127) | S4 28226 | M4 28226 |
| 99-90 | NISSAN AVENIR GA16DS (22440-53Y11) | S4 29688 E | M4 29688 E |
| 95-90 | NISSAN AVENIR 1800, 2000 SR18DI, SR20DE (22450-0E028) | S4 29724 E | M4 29724 E |
| 02-98 | NISSAN AVENIR 2000 SR20DT (22440-2J210) | S4 28214 | M4 28214 |
| 71 | NISSAN BLUEBIRD 1400 L14 (22450-21029) | S4 29629 E | M4 29629 E |
| 95-91 | NISSAN BLUEBIRD 1600 GA16DS (22440-53Y11) | S4 29688 E | M4 29688 E |
| | NISSAN BLUEBIRD 1600 CAR, 180B | S4 T8520 E | M4 T8520 E |
| 87-83 | NISSAN BLUEBIRD 1600 CA16S (22450-01E25) | S4 29626 E | M4 29626 E |
| 75-72 | NISSAN BLUEBIRD 1600 L16 (22450-21029) | S4 29629 E | M4 29629 E |
| 01-93 | NISSAN BLUEBIRD 1800 SR18DE (22440-2J210 / 0M811) | S4 28214 | M4 28214 |
| 95-89 | NISSAN BLUEBIRD 1800 SR18DE, SR18DI (22450-0E028) | S4 29724 E | M4 29724 E |
| 90-83 | NISSAN BLUEBIRD 1800 CA18 (22450-01E25) | S4 29626 E | M4 29626 E |
| 76-77 | NISSAN BLUEBIRD 1800 L18 (22450-N7125) | S4 29632 E | M4 29632 E |
| 01-93 | NISSAN BLUEBIRD 2000 SR20D (22440-2J210 / 0M811) | S4 28214 | M4 28214 |
| 93-91 | NISSAN BLUEBIRD 2000 SR20D, SR20DI (22450-0E028) | S4 29724 E | M4 29724 E |
| 85-83 | NISSAN BLUEBIRD 2000 CA20 (22450-01E25) | S4 29626 E | M4 29626 E |
| 76 | NISSAN CABSTER 1500 J15 (22450-B5040) | S4 29635 E | M4 29635 E |
| 74 | NISSAN CARAVAN 1600 J16 (22450-B5040) | S4 29635 E | M4 29635 E |

E= EXPORT

♦ Engine Combine Direct Ign. with wire set

SPECIAL EXPORT CARS

| YEAR | MAKE, MODEL & ENGINE | <u>FIT OEM</u> SUPPRESSOR B&B WIRE | <u>FIT OEM</u> PLATINUM MAG WIRE |
|---------|--|--|--|
| 01-99 | NISSAN CARAVAN 2000 KA20DE (22440-VJ202)..... | S4 29666 E | M4 29666 E |
| 04-01 | NISSAN CARAVAN 2000 KA24DE (22440-VJ202)..... | S4 29666 E | M4 29666 E |
| 81..... | NISSAN CHERRY 1200 A12 (22450-G2550)..... | S4 29630 E | M4 29630 E |
| 81..... | NISSAN CHERRY 1500 A15 (22450-G2550)..... | S4 29630 E | M4 29630 E |
| 04-99 | NISSAN CONDOR 2000 KA20DE (22440-VJ202)..... | S4 29666 E | M4 29666 E |
| 81-80 | NISSAN DATSUN TRUCK 1400 A14 (22450-G2550). | S4 29630 E | M4 29630 E |
| 75-72 | NISSAN DATSUN TRUCK 1500 J (22450-B5040)..... | S4 29635 E | M4 29635 E |
| 89-85 | NISSAN DATSUN TRUCK 1600 Z16S (22450-17G26)..... | S4 29606 E | M4 29606 E |
| 79..... | NISSAN DATSUN TRUCK 1600 J16 (22450-01W51)..... | S4 29604 E | M4 29604 E |
| 87-85 | NISSAN DATSUN TRUCK 1800 Z18S (22450-17G26)..... | S4 29606 E | M4 29606 E |
| 79..... | NISSAN DATSUN TRUCK 1800 L18 (22450-11W25)..... | S4 29605 E | M4 29605 E |
| 02-99 | NISSAN DATSUN TRUCK 2000 KA20DE (22440-VJ202)..... | S4 29666 E | M4 29666 E |
| 99-97 | NISSAN DATSUN TRUCK 2000 NA20S (22450-85G27)..... | S4 29695 E | M4 29695 E |
| 02-99 | NISSAN DATSUN TRUCK 2400 KA24DE (22440-VJ202)..... | S4 29666 E | M4 29666 E |
| 99-97 | NISSAN DATSUN TRUCK 2400 KA24A (22440-1S710 / 1S700)..... | S4 28212..... | M4 28212 |
| 90-86 | NISSAN E16 (22450-36A25)..... | S4 28280 E | M4 28280 E |
| 89-86 | NISSAN FAIRLADY Z VG30ET (22450-23P25 / 03P26)..... | S6 28216..... | M6 28216 |
| 80-76 | NISSAN HOMY 1500 J15 (22450-B5040)..... | S4 29635 E | M4 29635 E |
| 80..... | NISSAN HOMY 1600 J16 (22450-B5040)..... | S4 29635 E | M4 29635 E |
| 71..... | NISSAN JUNIOR 1600, 2000 (22450-85029) | S4 28224 | M4 28224 |
| 79..... | NISSAN JUNIOR 2000 (22450-85029) | S4 28224 | M4 28224 |
| 83-80 | NISSAN L18 SEDAN (22450-11W25) | S4 29605 E | M4 29605 E |
| 86-82 | NISSAN LANGLEY 1500 E15S, E15T (22450-01A27 / 15A85)..... | S4 28228..... | M4 28228 |
| 81..... | NISSAN LANGLEY 1500 E15 (22450-01M25)..... | S4 29627 E | M4 29627 E |
| | NISSAN LAUREL 2600 & 2800 | S6 T8521 E | M6 T8521 E |
| | NISSAN LAUREL | S6 T8519 E | M6 T8519 E |
| 86-82 | NISSAN LAUREL SPIRIT 1500 E15S, E15ET (22450-01A27 / 15A85)..... | S4 28228..... | M4 28228 |
| 86-82 | NISSAN LIBERTA VILLA 1500 E15S, E15T (22450-01A27 / 15A85)..... | S4 28228..... | M4 28228 |
| 99-94 | NISSAN LUCINO 1800 SR18DE (22440-2J210 / 0M811) | S4 28214..... | M4 28214 |
| 93-82 | NISSAN MARCH I (22450-05B01) (22450-10B25)..... | S4 29670-E | M4 29670 E |
| 93-82 | NISSAN MICRA (22450-05B01) (22450-10B25)..... | S4 29670-E | M4 29670 E |

E= EXPORT

SPECIAL EXPORT CARS

| YEAR | MAKE, MODEL & ENGINE | <u>FIT OEM</u> SUPPRESSOR B&B WIRE | <u>FIT OEM</u> PLATINUM MAG WIRE |
|-------|--|--|--|
| 04-02 | NISSAN PATROL ALL 6CYL. | S6 29661-E | M6 29661 E |
| 89 | NISSAN PICKUP NA16, NA20 (22450-85G27) | S4 29695 E | M4 29695 E |
| 85-82 | NISSAN PLAIRIE E15S (22450-01A27) | S4 28228 | M4 28228 |
| 98-95 | NISSAN PLAIRIE 2000 SR20DE (22440-2J210 / 0M811) | S4 28214 | M4 28214 |
| 01-98 | NISSAN PLAIRIE LIBERTY 2000 SR20DE, SR20DT (22440-2J210 / 5U000) | S4 28214 | M4 28214 |
| 92-90 | NISSAN PLAIRIE 2400 KA24E (22450-65E25) | S4 28212 | M4 28212 |
| 95-90 | NISSAN PRESEA 1500 GA15DS (22440-53Y11) | S4 29688 E | M4 29688 E |
| 00-92 | NISSAN PRESEA 1800 SR18DE (22440-2J210 / 0M811) | S4 28214 | M4 28214 |
| 95-90 | NISSAN PRESEA 1800 SR18D (22450-0E028) | S4 29724 E | M4 29724 E |
| 99-95 | NISSAN PRESEA 2000 SR20DE (22440-2J210 / 0M811) | S4 28214 | M4 28214 |
| 95-90 | NISSAN PRESEA 2000 SR20DE (22450-0E028) | S4 29724 E | M4 29724 E |
| 98-94 | NISSAN PRIMERA 1800 SR18DE (22450-2J210 / 0M811) | S4 28214 | M4 28214 |
| 04-94 | NISSAN PRIMERA 2000 SR20DE (22450-2J210 / 0M811) | S4 28214 | M4 28214 |
| 94-90 | NISSAN PRIMERA 2.0L SR20DE (22450-0E028) | S4 29724 E | M4 29724 E |
| 81 | NISSAN PULSAR 1300 E13 (22450-01M25) | S4 29627 E | M4 29627 E |
| 86-82 | NISSAN PULSAR 1300, 1500 E13, E13S (22450-01A25) | S4 29627 E | M4 29627 E |
| 94-90 | NISSAN PULSAR 1500 GA15DS (22440-53Y11) | S4 29688 E | M4 29688 E |
| 81 | NISSAN PULSAR 1500 E15 (22450-01M25) | S4 29627 E | M4 29627 E |
| 87-82 | NISSAN PULSAR, SENTRA (1.5L, 1.6L) | S4 28241 E | M4 28241 E |
| 00-96 | NISSAN PULSAR 1800 SR18DE (22450-2J210) | S4 28214 | M4 28214 |
| 94-90 | NISSAN PULSAR 1800 SR18DE (22450-0E028) | S4 29724 E | M4 29724 E |
| 00-97 | NISSAN RASHEEN 1800 SR18DE (22440-2J210) | S4 28214 | M4 28214 |
| 00-98 | NISSAN RASHEEN 2000 SR20DE (22440-2J210) | S4 28214 | M4 28214 |
| 01-97 | NISSAN R'ENESSA 2000 SR20DT, SR20DE (22450-2J210 / 5U000) | S4 28214 | M4 28214 |
| | NISSAN SENTRA (22450-0C510) | S4 T8528 E | M4 T8528 E |
| 99-92 | NISSAN SERENA GA16 | S4 29740 E | M4 29740 E |
| 01-99 | NISSAN SERENA 2000 SR20DE (22440-5U000) | S4 28214 | M4 28214 |
| 86-83 | NISSAN SILVIA 1800 CA18E (22450/02F26 / 02F25) | S4 28223 | M4 28223 |

E= EXPORT

SPECIAL EXPORT CARS

| YEAR | MAKE, MODEL & ENGINE | <u>FIT OEM</u> SUPPRESSOR B&B WIRE | <u>FIT OEM</u> PLATINUM MAG WIRE |
|-------|--|--|--|
| 76-72 | NISSAN SKYLINE 1600 G16, 1800 G18 Sedan, Van, Hard Top, Wagon (22450-R3025/R3026) | S4 29636 E | M4 29636 E |
| 78-77 | NISSAN SKYLINE 2000 L16 (22450-N7125) | S4 29632 E | M4 29632 E |
| 81 | NISSAN SUNNY 1200 A12 (22450-G2550) | S4 29630 E | M4 29630 E |
| 78-71 | NISSAN SUNNY 1200 A12 Sedan, Van, Coupe, Truck, (22450-H5050/H5051) | S4 29631 E | M4 29631 E |
| 85-84 | NISSAN SUNNY 1300, 1500 (22450-01A26) | S4 29625 E | M4 29625 E |
| 81 | NISSAN SUNNY 1300 E13 (22450-01M25) | S4 29627 E | M4 29627 E |
| 78 | NISSAN SUNNY 1400 A14 (22450-G2550) | S4 29630 E | M4 29630 E |
| 81-77 | NISSAN SUNNY 1400 A14, Sedan, Coupe, Van, 1500 Vanette (22450-H5050/H5051) | S4 29631 E | M4 29631 E |
| 73-71 | NISSAN SUNNY 1400 L14 (22450-21029) | S4 29629 E | M4 29629 E |
| 82-81 | NISSAN SUNNY 1500 A15 (22450-G2550) | S4 29630 E | M4 29630 E |
| 81 | NISSAN SUNNY 1500 E15 (22450-01M25) | S4 29627 E | M4 29627 E |
| 90 | NISSAN SUNNY VY10 16V (22450-74Y25) | S4 29698 E | M4 29698 E |
| | NISSAN SUNNY | S4 T8522 E | M4 T8522 E |
| 89-88 | NISSAN SUNNY FB12 GA15 (22450-84M25) | S4 28208 | M4 28208 |
| 71-67 | NISSAN SUNNY 1000 B10, B20 (22450-H1025) | S4 28224 | M4 28224 |
| 73-69 | NISSAN SUNNY 1200 B110 (22450-H1025) | S4 28224 | M4 28224 |
| 80-76 | NISSAN SUNNY 1400, 1600, 1200 Sedan, Coupe VIOLET 1400, 1600 Sedan, Hard Top, Van, E AUSTER 1600, STANZA 1600, BLUEBIRD 1600 Sedan, Hard Top, 1800 E, LPG (22450-N6925/N7125) | S4 29632 E | M4 29632 E |
| 98-93 | NISSAN - TAXI V16 (MEXICO) | S4 28281 E | M4 28281 E |
| 95-89 | NISSAN TERRANO 3000 VG30E (22450-88G25) | S6 28215 | M6 28215 |
| 89-87 | NISSAN TERRANO 3000 VG30 (22450-12G25) | S6 28216 | M6 28216 |
| 04-95 | NISSAN TERRANO & TERRANO REGLAS 3300 VG33E (22450-0W025) | S6 28200 | M6 28200 |
| 02-98 | NISSAN TINO 2000 SR20DE (22440-2J210 / 5U000) | S4 28214 | M4 28214 |
| 04-95 | NISSAN TSUBAME 1.6L | S4 28213 | M4 28213 |
| 09-95 | NISSAN TSURU 1.6L | S4 28213 | M4 28213 |
| 04-01 | NISSAN URBAN 2.4L | S4 28201 | M4 28201 |
| | NISSAN URBAN Z20 (22450-04W25) | S4 29710 E | M4 29710 E |
| 93-82 | NISSAN VANETTE K10 (22450-05B01 / 10B25) | S4 29670-E | M4 29670 E |
| 75-73 | NISSAN VIOLET 1400 L14 & 1600 L16, L16T Sedan LPG, Hard Top, Van, (22450-21029) | S4 29629 E | M4 29629 E |
| 82-81 | NISSAN VIOLET 1600, 1800 CA16 (22450-D0127) | S4 28226 | M4 28226 |
| 99-96 | NISSAN WINGROAD 1800 SR18DE (22440-2J210) | S4 28214 | M4 28214 |

E= EXPORT

SPECIAL EXPORT CARS

| YEAR | MAKE, MODEL & ENGINE | <u>FIT OEM</u> SUPPRESSOR B&B WIRE | <u>FIT OEM</u> PLATINUM MAG WIRE |
|-------|--|--|--|
| 86-75 | OPALA | S4 29747 E | M4 29747 E |
| 95-UP | OPEL CORSA (1.4L) CHEVY, CHEVY MONZA | S4 48778 E | M4 48778 E |
| 90-86 | PEUGEOT 205 ,309, 405, (0.9L, 1.1L, 1.3L 1.4L) CITROEN AX (ALL TYPES),CITROEN BX (TU ENG) | S4 39250 E | M4 39250 E |
| | PEUGEOT 106, 205, 306 1.6L IE | S4 39253 E | M4 39253 E |
| 98-95 | PEUGEOT 106, 206, 405 | S4 39257 E | M4 39257 E |
| | PEUGEOT 306 IE 1.8L , 405 & 406 1.6L, 1.8L IE | S4 39251 E | M4 39251 E |
| 99-96 | PEUGEOT 306 1.8i / XN / XR / SR / SL / Cabrio (XU7JP) (BOSCH-095)(NGK-H01) | S4 39249 E | M4 39249 E |
| 03-99 | PEUGEOT 405 1.6L 8V / GL/GR (XU5JP), 405 1.8L SR/GR (XU7JP), PARTNER 1.8L 8V (XU7JB) (BOSCH-095)(NGK-H01) | S4 39249 E | M4 39249 E |
| 07-05 | PONTIAC WAVE (1.6L) | S4 39319 | M4 39319 |
| | RENAULT CLIO | S3 29754 E | M3 29754 E |
| 99-95 | RENAULT CLIO 1.6L, RT 8V 99, R19 8V (NGK-R06) | S4 39760 E | M4 39760 E |
| 99 | RENAULT MEGANE 1.6L IE 16V | S4 39252 E | M4 39252 E |
| 98-93 | RENAULT MEGANE SEDAN 1.8 8v / RT (F3P 704 a 707) (BOSCH-085)(NGK-R07) | S4 39254 E | M4 39254 E |
| 97 | RENAULT MEGANE, SCENIC, TRAFIC 2.0 8v (F3R) (NGK-R08) | S4 39262 E | M4 39262 E |
| | RENAULT R19 1.8L IE | S4 39261 E | M4 39261 E |
| 98-93 | RENAULT R19 RT 1.8L (BOSCH-085)(NGK-R07) | S4 39254 E | M4 39254 E |
| 98-95 | RENAULT TRAFIC 2.2L (NGK-R10) | S4 39255 E | M4 39255 E |
| | RENAULT TWINGO 2.2L IE | S4 39256 E | M4 39256 E |
| 93 | RENAULT CLIO RT-BACCARA RSIF3P 1.8L R19 RN-RT Rti BACCARA - ALIZE F3P 1.8L CHAMADE RN-RT-Rti-BACCARA F3P 1.8L | S4 39442 E | M4 39442 E |
| 94 | RENAULT R19 ALIZE - CABRIO CAMARGE / CA 16V F3P 1.8L | S4 39442 E | M4 39442 E |
| 92-88 | RENAULT CHAMADE (1.4L), CLIO 1.2L ENERGY (E6J) CLIO 1.4L ENERGY (E6J), RENAULT COMERCIAL, EXTRA, BESTEL 1.4L ENERGY | S4 39236 E | M4 39236 E |
| 91-84 | RENAULT 21 1.7L (FN2), SUPER 5 1.7L E.I. (FN2) | S4 39231 E | M4 39231 E |
| 00-99 | SEAT CORDOBA 1.6L (NGK-V28)(BOSCH-078) | C4 39540 | N/A |
| 96-95 | SEAT CORDOBA 1.8L 8V (ABS / ADZ / ACC) (NGK-V21) (BOSCH-052) | C4 39530 | N/A |
| 97-86 | SEAT IBIZA 1200cc ESPAÑOL | S4 39440 E | M4 39440 E |
| 99-95 | SEAT IBIZA 1.8L 8V (ABS / ADZ / ACC) (NGK-V21) (BOSCH-052) | C4 39530 | N/A |

E= EXPORT

SPECIAL EXPORT CARS

| YEAR | MAKE, MODEL & ENGINE | <u>FIT OEM</u> | <u>FIT OEM</u> |
|-------|---|------------------------|----------------------|
| | | SUPPRESSOR B&B WIRE | PLATINUM MAG WIRE |
| 03-99 | SEAT IBIZA, VARIO 1.6L 8V (100 hp - AKL) (NGK-V28)(BOSCH-078) | C4 39540 | N/A |
| 09-03 | SEAT CORDOBA, BIZA 2.0L (NGK-V28)(BOSCH-078) | C4 39540 | N/A |
| 03-98 | SEAT INCA 1.6 8v Mi (AP) (NGK-V20)(BOSCH-068) | C4 39280 E | N/A |
| 97-75 | SKODA 120/130L (1200cc/1300cc) CZECH REPUBLIC | S4 39440 E | M4 39440 E |
| | SUBARU ALCYONE 2700 (22451AA160) | S4 28376 | M4 28376 |
| 94-85 | SUBARU E10 (1000cc), E12 (1200cc), MINI VAN | S3 28380 E | M3 28380 E |
| 98-95 | SUBARU FORESTER BOXER 16V | S4 28376 | M4 28376 |
| 83-79 | SUBARU FURGON EK23 (49720-5804) | S4 29619 E | M4 29619 E |
| 93-89 | SUBARU LEGACY 1.8L EJ18 (22451-AA231) | S4 29673 E | M4 29673 E |
| 93 | SUBARU LEGACY GXI 2.0L EFI | S4 28371 | M4 28371 |
| 85-77 | SUBARU LEONE EA71 (49722-7000) | S4 29620 E | M4 29620 E |
| 81-74 | SUBARU LEONE 1300 EA65 (49722-7000), (42077-7800/7200) | S4 29646 E | M4 29646 E |
| 84 | SUBARU LEONE 1300 EA71 (42077-7800/7200) | S4 29646 E | M4 29646 E |
| 79-75 | SUBARU LEONE 1400 EA63 (38296-5100, 32077-5100) | S4 29639 E | M4 29639 E |
| 79-75 | SUBARU LEONE 1600 EA71 (38296-5100, 32077-5100) | S4 29639 E | M4 29639 E |
| 84-79 | SUBARU LEONE 1600 EA71 (49722-7000), (42077-7800/7200) | S4 29646 E | M4 29646 E |
| 80-79 | SUBARU LEONE 1800 EA81 (49722-7000), (42077-7800/7200) | S4 29646 E | M4 29646 E |
| 80 | SUBARU LEONE 1600, 1800 With Full Trac. (49722-7000) (42077-7100) | S4 29637 E | M4 29637 E |
| 90-84 | SUBARU LOYALE 1.6L LEONE 1600 ST, LG, SG, LC, 4WD SG, Van LC (22450-AA000) | S4 29621 E | M4 29621 E |
| 85-81 | SUBARU REX EK23 (42058-5700, 42072-5700) | S4 29618 E | M4 29618 E |
| 84-81 | SUZUKI ALTO 550 F5A Inc. 4WD (33700-78470) | S4 29622 E | M4 29622 E |
| | SUZUKI APV (33705-66D00) | S4 29281 | M4 29281 |
| 96-84 | SUZUKI , CARRY, SUPER CARRY, FB (800cc), F10 (1000cc) | S4 29285 E | M4 29285 E |
| | SUZUKI CARRY ST-90 | S4 T8579 E | M4 T8579 E |
| 88-86 | SUZUKI CULTUS 1000 G10 (33705-60G20) | S4 29278 | M4 29278 |
| 86-83 | SUZUKI CULTUS 1000 No Turbo (33700-82110) | S4 29642 E | M4 29642 E |
| 00-90 | SUZUKI CULTUS 1300 (33705-60G20) | S4 29278 | M4 29278 |

E= EXPORT

SPECIAL EXPORT CARS

| YEAR | MAKE, MODEL & ENGINE | <u>FIT OEM</u> SUPPRESSOR B&B WIRE | <u>FIT OEM</u> PLATINUM MAG WIRE |
|-------|---|--|--|
| 99-88 | SUZUKI CULTUS 1300 G13B (33705-51G10 / 60G20) (33700-63B30) | S4 29280 | M4 29280 |
| 99-98 | SUZUKI CULTUS 1300 G13B (33705-66D00) | S4 29281 ◆ | M4 29281 ◆ |
| 88-86 | SUZUKI CULTUS 1300 G13B (33700-82621) | S4 29641 E | M4 29641 E |
| 88-84 | SUZUKI CULTUS 1300 G13A (33700-82621) | S4 29641 E | M4 29641 E |
| 02-98 | SUZUKI CULTUS 1500 G15A (33705-66D00) | S4 29281 ◆ | M4 29281 ◆ |
| 95-91 | SUZUKI CULTUS 1500 G15A (33705-60G20) | S4 29278 | M4 29278 |
| 99-98 | SUZUKI CULTUS 1600 G16A (33705-66D00) | S4 29281 ◆ | M4 29281 ◆ |
| 98-97 | SUZUKI CULTUS CRESENT 1300 G13B (33705-51G20) | S4 29276 | M4 29276 |
| 97-95 | SUZUKI CULTUS CRESENT 1300 G13B (33705-60G20) | S4 29278 | M4 29278 |
| 98-97 | SUZUKI CULTUS CRESENT 1500, 1600 (33705-51G20) | S4 29276 | M4 29276 |
| 97-95 | SUZUKI CULTUS CRESENT 1500 G15A (33705-60G20) | S4 29278 | M4 29278 |
| 97-96 | SUZUKI CULTUS CRESENT 1600 G16A (33705-60G20) | S4 29278 | M4 29278 |
| 02-97 | SUZUKI ESCUDO 1600 GA16A (33705-66D00) | S4 29281 ◆ | M4 29281 ◆ |
| 97-90 | SUZUKI ESCUDO 1600 GA16A (33705-57B21) | S4 29276 | M4 29276 |
| 90-88 | SUZUKI ESCUDO 1600 (33700-60A10) | S4 29711 E | M4 29711 E |
| 04-99 | SUZUKI EVERY PLUS, EVERY RANDY 1300 G13B (33705-66D00) | S4 29281 ◆ | M4 29281 ◆ |
| 88-86 | SUZUKI FRONTE SS-80 (33700-78470) | S4 29622 E | M4 29622 E |
| 87-85 | SUZUKI JIMMY 1300 G13A (33700-83010) | S4 29623 E | M4 29623 E |
| | SUZUKI JIMMY SJ-410 | S4 T8578 E | M4 T8578 E |
| 00-98 | SUZUKI JIMNY WIDE 1300 G13B (33705-66D00) | S4 29281 ◆ | M4 29281 ◆ |
| 94 | SUZUKI MARUTI INDIA (33700-M8430) | S3 29668 E | M3 29668 E |
| 02-91 | SUZUKI SAMURAI 1.3L (SJ413-6 / G13A) (NGK-S01) | S4 29764 E | M4 29764 E |
| 90-UP | SUZUKI SWIFT 1.3L CARB. | S4 29703 E | M4 29703 E |
| 92-UP | SUZUKI SWIFT 1.3L TWIN CAM | S4 29704 E | M4 29704 E |
| | SUZUKI VITARA, SIDEKICK 16V | S4 29705 E | M4 29705 E |
| | SUZUKI VITARA SK416 (33700-60A10) | S4 29711 E | M4 29711 E |
| 93-UP | SUZUKI VITARA 1.6L 8V (EFI) w/distribuidor (G16P) (NGK-S02) | S4 29762 E | M4 29762 E |
| 94-92 | TOYOTA ARISTO 4000 1UZFE (90919-22262 / 22379) | S8 23022 | M8 23022 |
| 00-95 | TOYOTA AVALON 3000 1MZFE (19037-20020) | S6 23000 | M6 23000 |
| 02-98 | TOYOTA CALDINA 1500 (90919-22395) | S4 23712 E | M4 23712 E |

E= EXPORT

◆ Engine Combine Direct Ign. with wire set

SPECIAL EXPORT CARS

| YEAR | MAKE, MODEL & ENGINE | <u>FIT OEM</u> SUPPRESSOR B&B WIRE | <u>FIT OEM</u> PLATINUM MAG WIRE |
|-------|---|--|--|
| 98-92 | TOYOTA CALDINA 5EFE (90919-22373) (90919-22325) | S4 23005 | M4 23005 |
| 01-96 | TOYOTA CALDINA 1800 7AFE (90919-22381) | S4 23741 E | M4 23741 E |
| 04-96 | TOYOTA CALDINA 2000 3SFE (90919-22400 / 22386) | S4 23003 | M4 23003 |
| 96-92 | TOYOTA CALDINA 2000 3SFE (90919-22302 / 22369 / 22370) | S4 23006 | M4 23006 |
| 82-80 | TOYOTA CAMRY 1600 12TU (90919-21120) | S4 29649 E | M4 29649 E |
| 98-96 | TOYOTA CAMRY 1800 (90919-22400/22386) | S4 23003 | M4 23003 |
| 96-94 | TOYOTA CAMRY 1800 4SFE (90919-21586) | S4 23006 | M4 23006 |
| 94-92 | TOYOTA CAMRY 1800 & VISTA 1800 Square Top (90919-21549) | S4 23713 E | M4 23713 E |
| 82-80 | TOYOTA CAMRY 1800 13TU (90919-21120) | S4 29649 E | M4 29649 E |
| 91-UP | TOYOTA CAMRY 4VZFE (90919-21527 / 21519) | S6 23020 | M6 23020 |
| 98-96 | TOYOTA CAMRY 2000 (90919-22400/22386) | S4 23003 | M4 23003 |
| 96-94 | TOYOTA CAMRY 2000 3SFE (90919-21586) | S4 23006 | M4 23006 |
| 94-90 | TOYOTA CAMRY 2000 3SFE Square Top (90919-21549) | S4 23713 E | M4 23713 E |
| 90-87 | TOYOTA CAMRY 2000 1VZFE (90919-21481) | S6 29725 E | M6 29725 E |
| 92 | TOYOTA CAMRY 5SFE (90919-21582) | S4 23718 E | M4 23718 E |
| 01-96 | TOYOTA CAMRY 2200 5SFE (90919-22400/22386) | S4 23003 | M4 23003 |
| 94-91 | TOYOTA CAMRY 2500 4VZFE (90919-21527) | S6 23020 | M6 23020 |
| 01-96 | TOYOTA CAMRY GRACIA 2200 5SFE (90919-22400/22386) | S4 23003 | M4 23003 |
| 01-96 | TOYOTA CAMRY GRACIA 2500 2MZFE (19037-20020) | S6 23000 | M6 23000 |
| 01-92 | TOYOTA CARINA 1500 5AFE (90919-22327) | S4 23009 | M4 23009 |
| 92-89 | TOYOTA CARINA 1500 3E (90919-22329) | S4 23004 | M4 23004 |
| 88-84 | TOYOTA CARINA 1500 3ALU & 1600 4AELU (90919-22105) | S4 29652 E | M4 29652 E |
| 83 | TOYOTA CARINA 1500 5KJ (90919-21070) | S4 29648 E | M4 29648 E |
| 96-94 | TOYOTA CARINA 1600 4AFE (90919-22327) | S4 23009 | M4 23009 |
| 89-87 | TOYOTA CARINA 1.6L GL, COROLLA 1.6L EX COROLLA 1.6L 4WD | S4 39201 E | M4 39201 E |
| 87-83 | TOYOTA CARINA 1600 AT151 (90919-21327) | S4 29749 E | M4 29749 E |
| 83-79 | TOYOTA CARINA 1600 12TJ (90919-21120) | S4 29649 E | M4 29649 E |
| 01-96 | TOYOTA CARINA 1800 7AFE (90919-22381) | S4 23741 E | M4 23741 E |
| 96-94 | TOYOTA CARINA 1800 7AFE (90919-22327) | S4 23009 | M4 23009 |
| 81-78 | TOYOTA CARINA 1800 13TU (90919-21120) | S4 29649 E | M4 29649 E |
| 01-96 | TOYOTA CARINA 2000 3SFE (90919-22400 / 22386) | S4 23003 | M4 23003 |

E= EXPORT

SPECIAL EXPORT CARS

| YEAR | MAKE, MODEL & ENGINE | <u>FIT OEM</u> | <u>FIT OEM</u> |
|-------|---|------------------------|----------------------|
| | | SUPPRESSOR B&B WIRE | PLATINUM MAG WIRE |
| 98-93 | TOYOTA CARINA 2000 3SFE (90919-22370) | S4 23006 | M4 23006 |
| 98-95 | TOYOTA CARINA ED 1800 (90919-22400/22386) | S4 23003 | M4 23003 |
| 95-93 | TOYOTA CARINA ED 1800 4SFE (90919-21576) | S4 23006 | M4 23006 |
| 98-93 | TOYOTA CARINA ED 2000 3SFE (90919-21576) | S4 23006 | M4 23006 |
| 98-95 | TOYOTA CARINA ED 2000 (90919-22400/22386) | S4 23003 | M4 23003 |
| 92 | TOYOTA CELA 1500 5EFHE (90919-21540) | S4 23721 E | M4 23721 E |
| 92-90 | TOYOTA CELICA 5SFE (90919-21471) | S4 23131 | M4 23131 |
| 75-70 | TOYOTA CELICA 1400 T (90919-21059) | S4 29649 E | M4 29649 E |
| 89-85 | TOYOTA CELICA 1600 (90919-21327) | S4 29749 E | M4 29749 E |
| 80-78 | TOYOTA CELICA 1600 13TU (90919-21120) | S4 29649 E | M4 29649 E |
| 75-70 | TOYOTA CELICA 1600 2T (90919-21059) | S4 29649 E | M4 29649 E |
| 75-72 | TOYOTA CELICA 1600 2TB/2TBR (90919-21002) | S4 29649 E | M4 29649 E |
| | TOYOTA CELICA 2000 3SFE (90919-21576) | S4 23006 | M4 23006 |
| 99-96 | TOYOTA CELICA 2000 (90919-22400 / 22386) | S4 23003 | M4 23003 |
| 93-91 | TOYOTA CELICA 2000 3SGTE (90919-21536 / 21524) | S4 23011 | M4 23011 |
| 97-89 | TOYOTA CELSIOR 4000 1UZFE (90919-22262 / 22379) | S8 23022 | M8 23022 |
| 01-97 | TOYOTA CHASER 1800 4SFE (90919-22389) | S4 23714 E | M4 23714 E |
| 95-88 | TOYOTA CHASER 1GFEE (90919-21425) | S4 29760 E | M4 29760 E |
| 96-92 | TOYOTA CHASER 2000 1GFEE (90919-21562) | S6 23751 E | M6 23751 E |
| 96-92 | TOYOTA CHASER 2500 JZX90 93 (90919-21570) | S6 23720 E | M6 23720 E |
| 04-01 | TOYOTA COMFORT 2000 3SFE (90919-22389) | S4 23714 E | M4 23714 E |
| 75-74 | TOYOTA COROLLA 1200 3K (90919-21070) | S4 29648 E | M4 29648 E |
| 74-70 | TOYOTA COROLLA 1200 3K (90919-21075) | S4 29650 E | M4 29650 E |
| 02-98 | TOYOTA COROLLA 1300 (90919-22395) | S4 23712 E | M4 23712 E |
| 94-91 | TOYOTA COROLLA 1300 2E (90919-22329) | S4 23004 | M4 23004 |
| 91-87 | TOYOTA COROLLA 1300 2E (90919-22246) | S4 29612 E | M4 29612 E |
| 89-87 | TOYOTA COROLLA 1300 2E (90919-21397) | S4 29610 E | M4 29610 E |
| 85-83 | TOYOTA COROLLA 1300 2ALU (90919-22105) | S4 29652 E | M4 29652 E |
| 88-83 | TOYOTA COROLLA 1300 AE80 (90919-21327) | S4 29749 E | M4 29749 E |
| 98-91 | TOYOTA COROLLA 1300 4EFE (90919-22373) (90919-22325) | S4 23005 | M4 23005 |
| 75-71 | TOYOTA COROLLA 1400 BT, TBR (90919-21045) | S4 29649 E | M4 29649 E |
| 02-94 | TOYOTA COROLLA 1500 5EFE (90919-22395) | S4 23712 E | M4 23712 E |
| 00-91 | TOYOTA COROLLA 1500 5AFE (90919-22327) | S4 23009 | M4 23009 |
| 98-94 | TOYOTA COROLLA 1500 5EFE (90919-22373) (90919-22325) | S4 23005 | M4 23005 |
| 94-91 | TOYOTA COROLLA 1500 3E (90919-22329) | S4 23004 | M4 23004 |
| 91-87 | TOYOTA COROLLA 1500 5AF (90919-22211) | S4 28121 E | M4 28121 E |
| 89-87 | TOYOTA COROLLA 1500 5AF (90919-22211) | S4 28121 E | M4 28121 E |

E= EXPORT

SPECIAL EXPORT CARS

| YEAR | MAKE, MODEL & ENGINE | <u>FIT OEM</u> SUPPRESSOR B&B WIRE | <u>FIT OEM</u> PLATINUM MAG WIRE |
|-------|--|--|--|
| 87-83 | TOYOTA COROLLA 1500 3ALU (90919-22105) | S4 29652 E | M4 29652 E |
| 02-91 | TOYOTA COROLLA 1600 4AFE (90919-22327) | S4 23009 | M4 23009 |
| 00-96 | TOYOTA COROLLA 1600 4AGE (90919-21592) | S4 23756 E | M4 23756 E |
| 95-91 | TOYOTA COROLLA 1600 4AGE (90919-21520) | S4 23756 E | M4 23756 E |
| 91-89 | TOYOTA COROLLA 1600 (90919-21461) | S4 23016 | M4 23016 |
| 87-83 | TOYOTA COROLLA 1600 4AELU (90919-22105) | S4 29652 E | M4 29652 E |
| 88-83 | TOYOTA COROLLA 1600 AE82 (90919-21327) | S4 29749 E | M4 29749 E |
| 81-79 | TOYOTA COROLLA 1600 12TJ (90919-21120) | S4 29649 E | M4 29649 E |
| 79-76 | TOYOTA COROLLA 1600 12T (90919-21118) | S4 29649 E | M4 29649 E |
| 75-73 | TOYOTA COROLLA 1600 2TB, 2TBR (90919-21045) | S4 29649 E | M4 29649 E |
| 80-79 | TOYOTA COROLLA 1800 13TJ (90919-21120) | S4 29649 E | M4 29649 E |
| 99-98 | TOYOTA COROLLA 1ZZFE (90919-22393) | S4 23012 | M4 23012 |
| 81 | TOYOTA COROLLA W/DUAL PLUG | S4 29696 E | M4 29696 E |
| | TOYOTA COROLLA EE-80, EE-90 (90919-21366) | S4 T8511 E | M4 T8511 E |
| | TOYOTA COROLLA KE-75, KE-70 | S4 T8505 E | M4 T8505 E |
| | TOYOTA COROLLA AE-80, 8V | S4 T8507 E | M4 T8507 E |
| 92-90 | TOYOTA COROLLA II 1300 4AFE (90919-22296) | S4 23722 E | M4 23722 E |
| 86-82 | TOYOTA COROLLA II 1300 2AU (90919-22105) | S4 29652 E | M4 29652 E |
| 99-94 | TOYOTA COROLLA II 1500 4EFE & 5EFE (90919-22373 / 22325) | S4 23005 | M4 23005 |
| 99-94 | TOYOTA COROLLA II 1500 5EFE (90919-22395) | S4 23712 E | M4 23712 E |
| 94-90 | TOYOTA COROLLA II 1500 4AFE, 5EFE (90919-22296) | S4 23722 E | M4 23722 E |
| 94-90 | TOYOTA COROLLA II 1500 16V DOHC 5EFHE (90919-21510) | S4 23758 E | M4 23758 E |
| 98-92 | TOYOTA COROLLA CERES 1.5L 5AFE & 1.6L 4AFE (90919-22327) | S4 23009 | M4 23009 |
| 98-92 | TOYOTA COROLLA CERES 4AGE 1.6L AE101 (90919-21520) | S4 23756 E | M4 23756 E |
| 87-84 | TOYOTA COROLLA FX 1500 3ALU & 1600 (90919-22105) | S4 29652 E | M4 29652 E |
| 92-89 | TOYOTA COROLLA FX 1600 (90919-21461) | S4 23016 | M4 23016 |
| 00-91 | TOYOTA COROLLA LEVIN 1500 5AFE (90919-22327) | S4 23009 | M4 23009 |
| 89-87 | TOYOTA COROLLA LEVIN 1500 5AF (90919-22211) | S4 28121 E | M4 28121 E |
| 00-91 | TOYOTA COROLLA LEVIN 1600 4AFE (90919-22327) | S4 23009 | M4 23009 |
| 91-89 | TOYOTA COROLLA LEVIN 1600 (90919-21461) | S4 23016 | M4 23016 |
| 95-91 | TOYOTA COROLLA LEVIN 1600 4AGE (90919-21520) | S4 23756 E | M4 23756 E |
| 01-97 | TOYOTA COROLLA SPACIO 1600 4AFE & 1800 7AFE (90919-22327) | S4 23009 | M4 23009 |

E= EXPORT

SPECIAL EXPORT CARS

| YEAR | MAKE, MODEL & ENGINE | <u>FIT OEM</u> | <u>FIT OEM</u> |
|-------|--|------------------------|----------------------|
| | | SUPPRESSOR B&B WIRE | PLATINUM MAG WIRE |
| 92-89 | TOYOTA CORONA 1500 3E (90919-22329) | S4 23004 | M4 23004 |
| 89-87 | TOYOTA CORONA 1500 5AF (90919-22211) | S4 28121 E | M4 28121 E |
| 87-83 | TOYOTA CORONA 1500 3ALU (90919-22105) | S4 29652 E | M4 29652 E |
| 71-70 | TOYOTA CORONA 1500 2R (19901-31030) | S4 29647 E | M4 29647 E |
| 80-78 | TOYOTA CORONA 1600 2TJ (90919-21187) | S4 29649 E | M4 29649 E |
| 96-92 | TOYOTA CORONA 1600 4AFE 90919-22327) | S4 23009 | M4 23009 |
| 87-83 | TOYOTA CORONA 1600 AT151 (90919-21327) | S4 29749 E | M4 29749 E |
| 81-78 | TOYOTA CORONA 1600 12TU (90919-21120) | S4 29649 E | M4 29649 E |
| 83-82 | TOYOTA CORONA 1600 12TJ (90919-21120) | S4 29649 E | M4 29649 E |
| 70 | TOYOTA CORONA 1600 7R (90919-21003) | S4 29647 E | M4 29647 E |
| 73-70 | TOYOTA CORONA 1700 6R (90919-21003) | S4 29647 E | M4 29647 E |
| 79-77 | TOYOTA CORONA 1800 16JR (90919-21151) | S4 29607 E | M4 29607 E |
| 75-73 | TOYOTA CORONA 1800 16R (90919-21003) | S4 29647 E | M4 29647 E |
| 78 | TOYOTA CORONA 2000 13TU (90919-21120) | S4 29649 E | M4 29649 E |
| 96-92 | TOYOTA CORONA 2000 3SFE (90919-22302) | S4 23006 | M4 23006 |
| 92-89 | TOYOTA CORONA 2000 35F (90919-22216 / 2221) | S4 29686 E | M4 29686 E |
| 98-95 | TOYOTA CORONA EXIV 1800 (90919-22400 / 22386) | S4 23003 | M4 23003 |
| 98-93 | TOYOTA CORONA EXIV 2000 3SFE (90919-21576) | S4 23006 | M4 23006 |
| 98-95 | TOYOTA CORONA EXIV 2000 (90919-22400 / 22386) | S4 23003 | M4 23003 |
| 96-01 | TOYOTA CORONA PREMIO 1600 4AFE (90919-22381) | S4 23741 E | M4 23741 E |
| 96-01 | TOYOTA CORONA PREMIO 1800 7AFE (90919-22381) | S4 23741 E | M4 23741 E |
| 97-96 | TOYOTA CORONA PREMIO 2000 3SFE (90919-22400 / 22386) | S4 23003 | M4 23003 |
| 99-97 | TOYOTA CORSA / TERCEL 1300 (90919-22395) | S4 23712 E | M4 23712 E |
| 97-92 | TOYOTA CORSA / TERCEL 1300 4EFE (90919-22373) (90919-22325) | S4 23005 | M4 23005 |
| 92-90 | TOYOTA CORSA / TERCEL 1300 4EFE (90919-22296) | S4 23722 E | M4 23722 E |
| 90-88 | TOYOTA CORSA / TERCEL 1300 (90919-22246) | S4 29612 E | M4 29612 E |
| 86-82 | TOYOTA CORSA /TERCEL 1300 2AU (90919-22105) | S4 29652 E | M4 29652 E |
| 99-97 | TOYOTA CORSA / TERCEL 1500 (90919-22395) | S4 23712 E | M4 23712 E |
| 97-92 | TOYOTA CORSA / TERCEL 1500 5EFE (90919-22373) (90919-22325) | S4 23005 | M4 23005 |
| 94-90 | TOYOTA CORSA / TERCEL 1500 16V DOHC 5EFHE (90919-21510) | S4 23758 E | M4 23758 E |
| 94-UP | TOYOTA CORSA / TERCEL 5EFE (90919-15428 / 15429) | S4 23018 | M4 23018 |

E= EXPORT

SPECIAL EXPORT CARS

| YEAR | MAKE, MODEL & ENGINE | <u>FIT OEM</u> | <u>FIT OEM</u> |
|-------|--|------------------------|----------------------|
| | | SUPPRESSOR B&B WIRE | PLATINUM MAG WIRE |
| 92-90 | TOYOTA CORSA / TERCEL 1500 5EFE (90919-22296)..... | S4 23722 E | M4 23722 E |
| 89-82 | TOYOTA CORSA / TERCEL 1500 3AU (90919-22105)..... | S4 29652 E | M4 29652 E |
| | TOYOTA CRESSIDA 18R, 21R..... | S4 T8503 E | M4 T8503 E |
| 93-88 | TOYOTA CRESSIDA 2.0L 24V (90919-21436) | S6 29745 E | M6 29745 E |
| 92-88 | TOYOTA CRESTA 1GFE (90919-21425) | S4 29760 E | M4 29760 E |
| 96-92 | TOYOTA CRESTA 2000 1GFE (90919-21562) | S6 23751 E | M6 23751 E |
| 96-92 | TOYOTA CRESTA 2500 1JZGE (90919-21570 / 21561)..... | S6 23720 E | M6 23720 E |
| | TOYOTA CROWN 5M ROYAL SALON, 4M SUPER SALON, 2M | S6 T8502 E | M6 T8502 E |
| 95-91 | TOYOTA CROWN 4000 1UZFE (90919-22262 / 22379)..... | S8 23022 | M8 23022 |
| 98-91 | TOYOTA CROWN MAJESTA 4000 1UZFE (90919-22262 / 22379)..... | S8 23022 | M8 23022 |
| 90 | TOYOTA 1.5L With Cap Assembly (19101-11050)..... | S4 28115 E | M4 28115 E |
| 98-96 | TOYOTA CURREN 1800 (90919-22400 / 22386)..... | S4 23003 | M4 23003 |
| 96-95 | TOYOTA CURREN 1800 4SFE (90919-21576) | S4 23006 | M4 23006 |
| 98-96 | TOYOTA CURREN 2000 3SFE (90919-22400 / 22386)..... | S4 23003 | M4 23003 |
| 96-94 | TOYOTA CURREN 2000 3SFE (90919-21576) | S4 23006 | M4 23006 |
| 99-95 | TOYOTA CYNOS 1300 (90919-22395)..... | S4 23712 E | M4 23712 E |
| 99-95 | TOYOTA CYNOS 1300 4EFE (90919-22373) (90919-22325) | S4 23005 | M4 23005 |
| 99-95 | TOYOTA CYNOS 1500 5EFHE (90919-22373) (90919-22325) | S4 23005 | M4 23005 |
| 95-92 | TOYOTA CYNOS 1500 5EFE (90919-22373) (90919-22325) | S4 23005 | M4 23005 |
| 95-91 | TOYOTA CYNOS 1500 16V DOHC 5EFHE (90919-21510)..... | S4 23758 E | M4 23758 E |
| 92-91 | TOYOTA CYNOS 1500 5EFE (From 8/92 to 01/91) (90919-22296)..... | S4 23722 E | M4 23722 E |
| 77 | TOYOTA DYNA 2000 5R (90919-21068) | S4 29647 E | M4 29647 E |
| 67 | TOYOTA DYNA 2000 5R (90919-21068) | S4 29647 E | M4 29647 E |
| 93-90 | TOYOTA DYNA / TOYOACE 1800 (90919-22132) (90919-22357) | S4 29651 E | M4 29651 E |
| 04-01 | TOYOTA DYNA / TOYOACE 2000 1RZE (90919-22371)..... | S4 23682 E | M4 23682 E |
| 95-90 | TOYOTA DYNA / TOYOACE 2000 (90919-22132) (90919-22357) | S4 29651 E | M4 29651 E |
| 88-87 | TOYOTA DYNA / TOYOACE 2000 (90919-21316) | S4 29609 E | M4 29609 E |
| 04-00 | TOYOTA DYNA / TOYOACE 2700 3EZFE (90919-22387)..... | S4 23036 | M4 23036 |

E= EXPORT

⊙ Connector for **Coil on Plug (CC)**

◆ Engine Combine Direct Ign. with wire set

SPECIAL EXPORT CARS

| YEAR | MAKE, MODEL & ENGINE | <u>FIT OEM</u> SUPPRESSOR B&B WIRE | <u>FIT OEM</u> PLATINUM MAG WIRE |
|-------|---|--|--|
| 00-95 | TOYOTA DYNA / TOYOACE 2700 3RZFE (19037-75010) | S4 23024 | M4 23024 |
| 92-90 | TOYOTA ESTIMA 2500 2tz, 2TZFE (90919-21489) | S4 23002 | M4 23002 |
| 01-98 | TOYOTA GAIA 2000 3SFE (90919-22400/22386) | S4 23003 | M4 23003 |
| 02-99 | TOYOTA GRAND HIACE 3.4L 5VZFE (19037-62010) (only 3 wires required) | S6 23025 ♦ | M6 23025 ♦ |
| 02-99 | TOYOTA GRAND HIACE 3.4L 5VZFE (Conn. for Coil on Plug, 3 Req.) | | CC-523 ⊙ |
| 98-95 | TOYOTA GRANVIA 2700 3RZFE (19037-75010) | S4 23024 | M4 23024 |
| 02-97 | TOYOTA GRANVIA 3.4L 5VZFE (19037-62010) (only 3 wires required) | S6 23025 ♦ | M6 23025 ♦ |
| 02-97 | TOYOTA GRANDVIA 3.4L 5VZFE (Conn. for Coil on Plug, 3 Req.) | | CC-523 ⊙ |
| 00-97 | TOYOTA HARRIER 2200 5SFE (90919-22400 / 22386) | S4 23003 | M4 23003 |
| 95-87 | TOYOTA HIACE 1800 2Y (90919-22357) | S4 29715 E | M4 29715 E |
| 89-83 | TOYOTA HIACE 1800 2Y (90919-21316) | S4 29609 E | M4 29609 E |
| 89-83 | TOYOTA HIACE 2000 3Y (90919-21316) | S4 29609 E | M4 29609 E |
| 88-82 | TOYOTA HIACE 2000 3YJ & 3YU (90919-22357) | S4 29715 E | M4 29715 E |
| 94-89 | TOYOTA HIACE 2000 1RZ & 1RZE (90919-22273) | S4 29717 E | M4 29717 E |
| 93-90 | TOYOTA HIACE 1RZ (90919-21475) | S4 29672 E | M4 29672 E |
| 03-93 | TOYOTA HIACE 2000 1RZE (90919-22371) | S4 23682 E | M4 23682 E |
| 93-92 | TOYOTA HIACE 2000 1RZ (90919-22358) | S4 23682 E | M4 23682 E |
| 04-89 | TOYOTA HIACE 2400 2RZE (90919-22371) | S4 23682 E | M4 23682 E |
| 03-98 | TOYOTA HIACE 2400 2RZE (90919-22371) | S4 23682 E | M4 23682 E |
| 99-89 | TOYOTA HIACE 2400 2RZE (90919-22358) | S4 23682 E | M4 23682 E |
| 88-78 | TOYOTA HILUX 1600 12RJ (90919-21162 / 21245) | S4 29608 E | M4 29608 E |
| 94-88 | TOYOTA HILUX 1800 2Y (90919-22357) | S4 29715 E | M4 29715 E |
| 94-88 | TOYOTA HILUX 1800 2Y (90919-22286) | S4 29677 E | M4 29677 E |
| 94-88 | TOYOTA HILUX 2000 3Y (90919-22286) | S4 29677 E | M4 29677 E |
| 04-97 | TOYOTA HILUX 2000 1RZE (90919-22371) | S4 29682 E | M4 29682 E |
| 75-72 | TOYOTA HILUX 2000 18R (90919-21003) | S4 29647 E | M4 29647 E |
| 04-99 | TOYOTA HILUX 2700 3RZFE (90919-22387) | S4 23036 | M4 23036 |
| 01-95 | TOYOTA HILUX SURF 2700 3RZFE (19037-75010) | S4 23024 | M4 23024 |
| 95-91 | TOYOTA HILUX 3000 3VZFE (90919-21528 / 21579 / 21556) | S6 23014 | M6 23014 |
| 04-98 | TOYOTA HILUX SURF 3.4L 5VZFE (19037-62010) | S6 23025 ♦ | M6 23025 ♦ |
| 04-98 | TOYOTA HILUX SURF 3.4L 5VZFE (Conn. for Coil on Plug, 3 Req.) | | CC-523 ⊙ |

⊙ Connector for Coil on Plug (CC)

♦ Engine Combine Direct Ign. with wire set

E= EXPORT

SPECIAL EXPORT CARS

| YEAR | MAKE, MODEL & ENGINE | <u>FIT OEM</u> SUPPRESSOR B&B WIRE | <u>FIT OEM</u> PLATINUM MAG WIRE |
|-------|---|--|--|
| 01-96 | TOYOTA IPSUM 2000 3SFE (90919-22400/22386) | S4 23003 | M4 23003 |
| 92-90 | TOYOTA LAND CRUISER 4.0L (90919-21663) | S6 29662 E | M6 29662 E |
| 00-95 | TOYOTA LEVIN 1600 4AGE (90919-21592) | S4 23756 E | M4 23756 E |
| 83-80 | TOYOTA LITE ACE 1300 4KJ (90919-21235) | S4 29650 E | M4 29650 E |
| 91-85 | TOYOTA LITEACE 1500 2YU (90919-22132) (90919-22357) | S4 29651 E | M4 29651 E |
| 91-86 | TOYOTA LITE ACE 5-K (90919-21378) | S4 28676 E | M4 28676 E |
| 96-92 | TOYOTA LITE ACE 1500 5KJ, TOWN ACE (90919-21575) | S4 23740 E | M4 23740 E |
| 84 | TOYOTA LITEACE 1600 1Y (90919-22132) | S4 29651 E | M4 29651 E |
| 85-83 | TOYOTA LITEACE 1800 2YU (90919-22132) | S4 29651 E | M4 29651 E |
| 04-98 | TOYOTA LITEACE 1800 (90919-21611) | S4 23723 E | M4 23723 E |
| 99-86 | TOYOTA LITEACE 1800 2Y (90919-22357) (90919-22132) | S4 29651 E | M4 29651 E |
| 99-97 | TOYOTA LITEACE 2000 3RZFE (19037-75010) | S4 23024 | M4 23024 |
| 96-86 | TOYOTA LITEACE 2000 3YU, 3YEU (90919-22357) (90919-22132) | S4 29651 E | M4 29651 E |
| 98-96 | TOYOTA LITE ACE NOAH 1500 5K & 7K (90919-21601) | S4 23716 E | M4 23716 E |
| 01-96 | TOYOTA LITE ACE NOAH 1800 3SFE (90919-22389) | S4 23714 E | M4 23714 E |
| 01-96 | TOYOTA LITE ACE NOAH 2000 3SFE (90919-22389) | S4 23714 E | M4 23714 E |
| 71-70 | TOYOTA MARK II 1600 7R (90919-21003) | S4 29647 E | M4 29647 E |
| 73-70 | TOYOTA MARK II 1700 6R (90919-21003) | S4 29647 E | M4 29647 E |
| 75-73 | TOYOTA MARK II 1800 16R (90919-21003) | S4 29647 E | M4 29647 E |
| 71-70 | TOYOTA MARK II 1900 8R (90919-21003) | S4 29647 E | M4 29647 E |
| 95-88 | TOYOTA MARK II 2000 3YP (90919-21341/22286) | S4 29677 E | M4 29677 E |
| 95-88 | TOYOTA MARK II 1GFE (90919-21425) | S4 29760 E | M4 29760 E |
| 96-92 | TOYOTA MARK II 2000 1GFE (90919-21562) | S6 23751 E | M6 23751 E |
| 93-88 | TOYOTA MARK II 2000 1GGE (90919-21442) | S6 29719 E | M6 29719 E |
| 76-75 | TOYOTA MARK II 2000 18RU (90919-21116) | S4 29647 E | M4 29647 E |
| 96-92 | TOYOTA MARK II 2500 JZX90 & 3000 (90919-21570) | S6 23720 E | M6 23720 E |
| 93-85 | TOYOTA MARK II 1800 2YJ (90919-22132) (90919-22357) | S4 29651 E | M4 29651 E |
| 01-97 | TOYOTA MARK II QUALIS 2200 5SFE (90919-22400 / 22386) | S4 23003 | M4 23003 |
| 91-82 | TOYOTA MASTERACE 1800 2YU (90919-22132) (90919-22357) | S4 29651 E | M4 29651 E |
| 91-88 | TOYOTA MASTERACE 2000 (90919-22132) (90919-22357) | S4 29651 E | M4 29651 E |
| 89-84 | TOYOTA MR2 1500 3ALU (90919-22105) | S4 29652 E | M4 29652 E |

E= EXPORT

⊗ Connector for Coil on Plug (CC)

◆ Engine Combine Direct Ign. with wire set

SPECIAL EXPORT CARS

| YEAR | MAKE, MODEL & ENGINE | <u>FIT OEM</u> SUPPRESSOR B&B WIRE | <u>FIT OEM</u> PLATINUM MAG WIRE |
|-------|--|--|--|
| 93-91 | TOYOTA MR2 2000 3SGTE (90919-21536 / 21524) | S4 23011 | M4 23011 |
| 02-98 | TOYOTA NADIA 2000 3SFE (90919-22400 / 22386) | S4 23003 | M4 23003 |
| 02-97 | TOYOTA PRADO 2700 3RZFE (19037-75010) | S4 23024 | M4 23024 |
| 04-96 | TOYOTA PRADO 3400 5VZFE (19037-62010) | S6 23025 ♦ | M6 23025 ♦ |
| 04-96 | TOYOTA PRADO 3400 5VZFE (Conn. for Coil on Plug, 3 Req.) | | CC-523 ⊙ |
| 75-69 | TOYOTA PUBLICA 800 2K (90919-21076) (90919-21009) | S4 29650 E | M4 29650 E |
| 75-69 | TOYOTA PUBLICA 1000 2K, KB (90919-21076) | S4 29650 E | M4 29650 E |
| 75-72 | TOYOTA PUBLICA 1200 3K (90919-21076) | S4 29650 E | M4 29650 E |
| 00-95 | TOYOTA RAV4JL 2000 3SFE (90919-22400/22386) | S4 23003 | M4 23003 |
| 98-94 | TOYOTA RAV4JL 2000 3SFE (90919-21585) | S4 23006 | M4 23006 |
| 03-99 | TOYOTA REGIUS ACE 2000 1RZE (90919-22371) | S4 29682 E | M4 29682 E |
| 96-92 | TOYOTA SCEPTER 2200 5SFE (90919-22319) | S4 23006 | M4 23006 |
| 96-92 | TOYOTA SCEPTER 3000 3VZFE (90919-21519) | S6 23020 | M6 23020 |
| 94 | TOYOTA SOARER 3000 2JZGE (90919-21521) | S6 23019 | M6 23019 |
| 97-91 | TOYOTA SOARER 4000 1UZFE (90919-22262 / 22379) | S8 23022 | M8 23022 |
| 75-74 | TOYOTA SPRINTER 1200 3K (90919-21070) | S4 29648 E | M4 29648 E |
| 74-71 | TOYOTA SPRINTER 1200 3K (90919-21075) | S4 29650 E | M4 29650 E |
| 02-98 | TOYOTA SPRINTER 1300 (90919-22395) | S4 23712 E | M4 23712 E |
| 98-91 | TOYOTA SPRINTER 1300 4EFE (90919-22373) (90919-22325) | S4 23005 | M4 23005 |
| 94-91 | TOYOTA SPRINTER 1300 2E (90919-22329) | S4 23004 | M4 23004 |
| 89-88 | TOYOTA SPRINTER 1300 2E (90919-21397) | S4 29610 E | M4 29610 E |
| 83-78 | TOYOTA SPRINTER 1300 4KU (90919-21070) | S4 29648 E | M4 29648 E |
| 74-71 | TOYOTA SPRINTER 1400 TB TBR (90919-21045) | S4 29649 E | M4 29649 E |
| 75-74 | TOYOTA SPRINTER 1400 TBR (90919-21073) | S4 29649 E | M4 29649 E |
| 00-95 | TOYOTA SPRINTER 1500 5AFE (90919-22327) | S4 23009 | M4 23009 |
| 02-91 | TOYOTA SPRINTER 1600 4AFE (90919-22327) | S4 23009 | M4 23009 |
| 00-97 | TOYOTA SPRINTER 1600 4AGE (90919-21592) | S4 23756 E | M4 23756 E |
| 95-91 | TOYOTA SPRINTER (SEDAN WAGON) 1600 4AGE (90919-21520) | S4 23756 E | M4 23756 E |
| 91-89 | TOYOTA SPRINTER 1600 4AGE (90919-21461) | S4 23016 | M4 23016 |
| 87-83 | TOYOTA SPRINTER 1600 4AELU (90919-22105) | S4 29652 E | M4 29652 E |
| 79-78 | TOYOTA SPRINTER 1600 12TU (90919-21118) | S4 29649 E | M4 29649 E |
| 75-74 | TOYOTA SPRINTER 1600 2TBR (90919-21073) | S4 29649 E | M4 29649 E |
| 88-82 | TOYOTA SPRINTER CARIB 1500 3AU (90919-22105) | S4 29652 E | M4 29652 E |
| 02-95 | TOYOTA SPRINTER CARIB 1600 4AFE (90919-22327) | S4 23009 | M4 23009 |

⊙ Connector for Coil on Plug (CC)

♦ Engine Combine Direct Ign. with wire set

E= EXPORT

SPECIAL EXPORT CARS

| YEAR | MAKE, MODEL & ENGINE | <u>FIT OEM</u> SUPPRESSOR B&B WIRE | <u>FIT OEM</u> PLATINUM MAG WIRE |
|-------|---|--|--|
| 02-96 | TOYOTA SPRINTER CARIB 1600 4AGE (90919-21592) | S4 23756 E | M4 23756 E |
| 02-95 | TOYOTA SPRINTER CARIB 1800 7AFE (90919-22327) | S4 23009 | M4 23009 |
| 98-92 | TOYOTA SPRINTER MARINO 1500 5AFE (90919-22327) | S4 23009 | M4 23009 |
| | TOYOTA SPRINTER MARINO 1600 4AGE (90919-21520) | S4 23756 E | M4 23756 E |
| 98-92 | TOYOTA SPRINTER MARINO 1600 4AFE (90919-22327) | S4 23009 | M4 23009 |
| 00-91 | TOYOTA SPRINTER TRUENO 1500 5AFE (90919-22327) | S4 23009 | M4 23009 |
| 87-83 | TOYOTA SPRINTER TRUENO 1500 AE85 (90919-22105) | S4 29652 E | M4 29652 E |
| 00-95 | TOYOTA SPRINTER TRUENO 1600 4AGE (90919-21592) | S4 23756 E | M4 23756 E |
| 00-91 | TOYOTA SPRINTER TRUENO 1600 4AFE (90919-22327) | S4 23009 | M4 23009 |
| 93-91 | TOYOTA SPRINTER TRUENO 1600 4AGE (90919-21520) | S4 23756 E | M4 23756 E |
| 91-89 | TOYOTA SPRINTER TRUENO 1600 4AGE (90919-21461) | S4 23016 | M4 23016 |
| 76 | TOYOTA SPRINTER 1200 3KU (90919-21112) | S4 29648 E | M4 29648 E |
| 75-73 | TOYOTA STARLET 1000 2K (90919-21075) | S4 29650 E | M4 29650 E |
| 75-73 | TOYOTA STARLET 1200 3K (90919-21075) | S4 29650 E | M4 29650 E |
| 97-96 | TOYOTA STARLET 1300 (90919-22395) | S4 23712 E | M4 23712 E |
| 90-85 | TOYOTA STARLET 1300 2ELJ (90919-21460) | S4 29675 E | M4 29675 E |
| 99-92 | TOYOTA STARLET 1300 4EFTE Turbo (90919-21540 / 21587) | S4 23721 E | M4 23721 E |
| 97-92 | TOYOTA STARLET 1300 4EFE (90919-22373) (90919-22325) | S4 23005 | M4 23005 |
| 92-89 | TOYOTA STARLET 4EF (90919-22294) | S4 23722 E | M4 23722 E |
| 79 | TOYOTA STOUT 2000 5R (90919-21223) | S4 29678 E | M4 29678 E |
| 95-92 | TOYOTA SUPRA 5EFHE (90919-51240) | S4 23721 E | M4 23721 E |
| 93-91 | TOYOTA SUPRA 3000 2JZGE (90919-21521) | S6 23019 | M6 23019 |
| 98-96 | TOYOTA TOWNACE NOAH 1500 5K (90919-21601) | S4 23716 E | M4 23716 E |
| 98-96 | TOYOTA TOWNACE NOAH 1800 7K (90919-21601) | S4 23716 E | M4 23716 E |
| 88-82 | TOYOTA TOWNACE 1600 1YJ (90919-22357) | S4 23715 E | M4 23715 E |
| 88-82 | TOYOTA TOWNACE 1600 1YJ (90919-22132) (90919-22357) | S4 29651 E | M4 29651 E |
| 99-82 | TOYOTA TOWN ACE 1800 2Y, 2YU & 2YJ (90919-22357) | S4 29715 E | M4 29715 E |

E= EXPORT

SPECIAL EXPORT CARS

| YEAR | MAKE, MODEL & ENGINE | <u>FIT OEM</u> SUPPRESSOR B&B WIRE | <u>FIT OEM</u> PLATINUM MAG WIRE |
|-------|--|--|--|
| 04-98 | TOYOTA TOWNACE 1800 7KE, LITE ACE 1800 (90919-21611) | S4 23723 E | M4 23723 E |
| 99-83 | TOYOTA TOWNACE 1800 2YU, 2YJ, 2Y (90919-22132) (90919-22357) | S4 29651 E | M4 29651 E |
| 96-88 | TOYOTA TOWNACE 2000 3YEU (90919-22132) (90919-22357) | S4 29651 E | M4 29651 E |
| 96-88 | TOYOTA TOWNACE 2000 3YEU (90919-22357) | S4 29715 E | M4 29715 E |
| 98-96 | TOYOTA VISTA 1800 (90919-22400 / 22386) | S4 23003 | M4 23003 |
| 94-92 | TOYOTA VISTA 1800 4SFE (90919-21586) | S4 23006 | M4 23006 |
| 02-96 | TOYOTA VISTA 2000 3SFE (90919-22400 / 22386) | S4 23003 | M4 23003 |
| 96-94 | TOYOTA VISTA 2000 3SFE (90919-21586 / 22370 / 22369) | S4 23006 | M4 23006 |
| 94-90 | TOYOTA VISTA 2000 3SFE Square Top (90919-21549) | S4 23713 E | M4 23713 E |
| 98-96 | TOYOTA VISTA ARDEO 1800 3SFE (90919-22400 / 22386) | S4 23003 | M4 23003 |
| 00-98 | TOYOTA VISTA ARDEO 1800 1ZZFE (90919-22393) | S4 23012 | M4 23012 |
| 96-93 | TOYOTA WINDOM 2500 4VZFE (90919-21519) | S6 23020 | M6 23020 |
| 01-96 | TOYOTA WINDOM 2500 2MZFE (19037-20020) | S6 23000 | M6 23000 |
| 98-96 | TOYOTA WINDOM 3000 1MZFE (19037-20020) | S6 23000 | M6 23000 |
| 96-91 | TOYOTA WINDOM 3000 3VZFE (90919-21519) | S6 23020 | M6 23020 |
| 92 | TOYOTA WINDOM 3VZFE (90919-21556) | S6 23014 | M6 23014 |
| | TOYOTA 6 Cyl. (90919-21436) | S6 29745 E | M6 29745 E |
| 06-99 | VOLKSWAGEN A3 1.6L (NGK-V28)(BOSCH-078) | C4 39540 | N/A |
| 04-01 | VOLKSWAGEN A4 2.0L 8V SOHC (APK) (NGK-V28)(BOSCH-078) | C4 39225 E | N/A |
| 92 | VOLKSWAGEN APOLLO 1.8L AP Carb. 1.8L (BOSCH-017)(NGK-F25) | C4 29782 E | N/A |
| 92-90 | VOLKSWAGEN APOLLO 1.8L Carb. AP (BOSCH-018)(NGK-F22) | C4 29780 E | N/A |
| 05-99 | VOLKSWAGEN BEETLE 2.0L 8V (116 cv) (NGK-V28)(BOSCH-078) | C4 39540 | N/A |
| 07-00 | VOLKSWAGEN BORA 2.0L 8V (APK / BHP / BER) (NGK-V28)(BOSCH-078) | C4 39540 | N/A |
| 84 | VOLKSWAGEN BRASILIA 1.3L, 1.6L (NGK-V12)(BOSCH-080) | S4 39235 E | M4 39235 E |
| 14-11 | VOLKSWAGEN CLASICO 1.9L & 2.0L (NGK-V28)(BOSCH-078) | C4 39540 | N/A |
| 00-99 | VOLKSWAGEN CORDOBA 1.6L (NGK-V28)(BOSCH-078) | C4 39540 | N/A |
| 96-95 | VOLKSWAGEN CORDOBA 1.8L 8V (ABS / ADZ / ACC) (NGK-V21) (BOSCH-052) | C4 39530 | N/A |
| 02-96 | VOLKSWAGEN CORDOBA, IBIZA 1.8L (NGK-V19)(BOSCH-082) | C4 39248 E | N/A |

E= EXPORT

SPECIAL EXPORT CARS

| YEAR | MAKE, MODEL & ENGINE | <u>FIT OEM</u> SUPPRESSOR B&B WIRE | <u>FIT OEM</u> PLATINUM MAG WIRE |
|-------------|---|--|--|
| 08..... | VOLKSWAGEN CROSS FOX 1.6L 8V / Total flex (101cv gas / 103cv álc. - EA 111 - RSH / CCR Transf. 2x2) (BOSCH-125)(NGK-V25) | C4 39245 E | N/A |
| 05..... | VOLKSWAGEN CROSS FOX 1.6L 8V / Total flex (101cv gas / 103cv álc. - EA 111 - RSH) (BOSCH-125)(NGK-V25) | C4 39245 E | N/A |
| 96-UP | VOLKSWAGEN ESCARABAJO 1.6L (NGK-V12)(BOSCH-080) | S4 39235 E | M4 39235 E |
| 03..... | VOLKSWAGEN FOX 1.0L 8V / Total flex (72cv - EA 111 RSH) (BOSCH-125)(NGK-V25) | C4 39245 E | N/A |
| 03..... | VOLKSWAGEN FOX 1.6L 8V (EA 111 RSH) (BOSCH-125)(NGK-V25) | C4 39245 E | N/A |
| 08-02 | VOLKSWAGEN FOX & POLO 1600cc | C4 39545 E | N/A |
| 86-69 | VOLKSWAGEN FUSCA 1300 / 1500 / 1600 (NGK-V12)(BOSCH-080) | S4 39235 E | M4 39235 E |
| 86-84 | VOLKSWAGEN FUSCA / KOMBI 1.2L, 1.3L, 1.5L, 1.6L (NGK-V12)(BOSCH-080) | S4 39235 E | M4 39235 E |
| 98-92 | VOLKSWAGEN FUSCA / KOMBI 1.6L (BOSCH-047)(NGK-V13) | C4 39232 E | N/A |
| 86-82 | VOLKSWAGEN GAS, GNV, GOL, SAVEIRO 1.6L (BOSCH-043)(NGK-V22) | C4 39241 E | N/A |
| 05-96 | VOLKSWAGEN GOL / SPECIAL II 1.0Mi 8V (BOSCH-081)(NGK-V17) | C4 39287 E | N/A |
| 05-01 | VOLKSWAGEN GOL POWER 1.0 16v/Sem distribuidor (RSH) 3RA GENERACION (BOSCH-126)(NGK-V32) | S4 39294 E | M4 39294 E |
| 09-08 | VOLKSWAGEN GOL 1.0 8v / Total flex G5 (72cv gas, 76cv álc. - EA 111 RSH - VHT / CCN Transf. 2x2) (BOSCH-125)(NGK-V25) | C4 39245 E | N/A |
| 05..... | VOLKSWAGEN GOL 1.0 8v / Total flex G4 (68cv gas./ 71cv álc. - EA 111 RSH/CCP Transf. 2x2) (BOSCH-125)(NGK-V25) | C4 39245 E | N/A |
| 96-95 | VOLKSWAGEN GOL AE 1.0L PLUS (BOSCH-051)(NGK-V11)..... | C4 39271 E | N/A |
| 81-80 | VOLKSWAGEN GOL 1.3L (BOSCH-043)(NGK-V22) | C4 39241 E | N/A |
| 03..... | VOLKSWAGEN GOL 1.6L 8V POWER (BOSCH-082)(NGK-V18) | C4 39283 E | N/A |
| 05-96 | VOLKSWAGEN GOL, PARATI, SAVEIRO II / III 1.6L, 1.8L, 2.0L MI (NGK-V19)(BOSCH-082) | C4 39248 E | N/A |
| 97..... | VOLKSWAGEN GOL, SAVIEIRO, PARATI 1.6L, 1.8L, 2.0L MI (AP) 2DA, 3RA GENERACION, SANTANA, QUANTUM (AP) 1.8L, 2.0L MI MIR AB9 (BOSCH-082)(NGK-V18) | C4 39283 E | N/A |

E= EXPORT

SPECIAL EXPORT CARS

| YEAR | MAKE, MODEL & ENGINE | <u>FIT OEM</u> SUPPRESSOR B&B WIRE | <u>FIT OEM</u> PLATINUM MAG WIRE |
|-------------|---|--|--|
| 96-95 | VOLKSWAGEN GOL, PARATI AP 1.6 i, 1.8 i (BOSCH-050)(NGK-V09) | C4 39291 E | N/A |
| 94-92 | VOLKSWAGEN GOL 1000, SAVEIRIO, PARATI, VOYAGE (AE) 1.6L CARB. (BOSCH-044)(NGK-V03) | C4 39284 E | N/A |
| 91-89 | VOLKSWAGEN GOL, SAVEIRIO, PARATI, VOYAGE (AE) 1.6L CARB. (BOSCH-046)(NGK-F28)..... | C4 39285 E | N/A |
| 87..... | VOLKSWAGEN GOL 1.6L 1.8L, 2.0L (AP) (BOSCH-041)(NGK-V02) | C4 29773 E | N/A |
| 96-95 | VOLKSWAGEN GOL AP 1.6L I, 1.8L I TRANSF. E-CORE (BOSCH-062)(NGK-V16) | C4 39289 E | N/A |
| 06-03 | VOLKSWAGEN GOL, PARATI, SAVEIRO 1.6L 8V / Total flex (91 cv - BJF) (BOSCH-127)(NGK-V30).... | C4 39243 E | N/A |
| 05..... | VOLKSWAGEN GOL, PARATI, SAVEIRO 1.6L 8V / Total flex (101/ 103 cv - BWX), 1.8L 8V / Total flex (103 cv gas./106 cv álc.)(BOSCH-127)(NGK-V30) . | C4 39243 E | N/A |
| 86-82 | VOLKSWAGEN GOL, PARATI 1.6L, 1.8L (AP) (BOSCH-040)(NGK-V01) | C4 39247 E | N/A |
| 01-97 | VOLKSWAGEN GOL, PARATI 1.0L 16V / Mi (AT) com distribuidor (BOSCH-084)(NGK-V24)..... | S4 39237 E | M4 39237 E |
| 93..... | VOLKSWAGEN GOL 2.0i (AP) (BOSCH-041)(NGK-V02) | C4 29773 E | N/A |
| 11-10..... | VOLKSWAGEN GOL SEDAN 1.6L | C4 39540 | N/A |
| 08..... | VOLKSWAGEN GOLF 1.6L 8V / Total flex (101cv gas. / 103cv álc. - BPA / CCR Transf. 2x2) (BOSCH-125)(NGK-V25) | C4 39245 E | N/A |
| 06..... | VOLKSWAGEN GOLF 1.6 / TotalFlex (101cv gas. / 103cv álc. - BPA) (BOSCH-125)(NGK-V25) | C4 39245 E | N/A |
| 98-95 | VOLKSWAGEN GOLF 1.8L Mexicano / GL / GLM (NGK-V21) (BOSCH-052) | C4 39530 | N/A |
| 01..... | VOLKSWAGEN GOLF 1.6 8v (RSH) - balancim roletado / A4 (EA 111 cárter parcialmente em aço) (BOSCH-125)(NGK-V25) | C4 39245 E | N/A |
| 99-UP | VOLKSWAGEN GOLF IV 1.6L & 2.0L (NGK-V28)(BOSCH-078) | C4 39540 | N/A |
| 04-01 | VOLKSWAGEN GOLF 8V 2.0L (NGK-V28)(BOSCH-078) | C4 39540 | N/A |
| 98-94 | VOLKSWAGEN GOLF GLX , GTI 2.0L MEXICANO (NGK-V26)(BOSCH-060) | C4 39238 E | N/A |
| 03-99 | VOLKSWAGEN IBIZA, VARIO 1.6L 8V (100 hp - AKL) (NGK-V28)(BOSCH-078) | C4 39540 | N/A |
| 99-95 | VOLKSWAGEN IBIZA 1.8L 8V (ABS / ADZ / ACC) (NGK-V21) (BOSCH-052) | C4 39530 | N/A |

E= EXPORT

SPECIAL EXPORT CARS

| YEAR | MAKE, MODEL & ENGINE | <u>FIT OEM</u> | <u>FIT OEM</u> |
|-------------|--|------------------------|----------------------|
| | | SUPPRESSOR B&B WIRE | PLATINUM MAG WIRE |
| 84..... | VOLKSWAGEN KOMBI | S4 39246 E | M4 39246 E |
| 97-95 | VOLKSWAGEN KOMBI 1.6L MI (BOSCH-124)(NGK-V23) | C4 39233 E | N/A |
| 94-93 | VOLKSWAGEN LOGUS 1.6L 8V (AE) (NGK-V04) (BOSCH-020) | C4 29766 E | N/A |
| 96-95 | VOLKSWAGEN LOGUS 1.6L, 1.8L CFI, 2.0L EFI (BOSCH-049)(NGK-V08) | S4 39234 E | M4 39234 E |
| 94-93 | VOLKSWAGEN LOGUS 1.8L (BOSCH-017)(NGK-F25)..... | C4 29774 E | N/A |
| 09-05 | VOLKSWAGEN LUPO 1.6L | C4 39540 | N/A |
| 03-01 | VOLKSWAGEN PARATI 1.0 16v (BOSCH-126)(NGK-V32) | S4 39294 E | M4 39294 E |
| 97-95 | VOLKSWAGEN PARATI 2.0i CFI / EFI (AP) (BOSCH-050)(NGK-V09) | C4 39291 E | N/A |
| 86-74 | VOLKSWAGEN PASSAT 1.5L, 1.6L, 1.8L (AP) (BOSCH-040)(NGK-V01) | C4 39247 E | N/A |
| 98-95 | VOLKSWAGEN PASSAT ALEMAO, GOLF GL 1.8L (NGK-V21) (BOSCH-052)..... | C4 39530 | N/A |
| 87..... | VOLKSWAGEN PASSAT, PARATI 1.6L, 1.8L, 2.0L (AP) (BOSCH-041)(NGK-V02) | C4 29773 E | N/A |
| 98-96 | VOLKSWAGEN PASSAT, VARIANT 2.0L, POLO CLASSIC 1.6L, 1.8L 8v / Mi (NGK-V20)(BOSCH-068) | C4 39280 E | N/A |
| 97-95 | VOLKSWAGEN PASSAT, VARIANT VR6 2.8L | C6 39535 | N/A |
| 98-96 | VOLKSWAGEN PASSAT, VARIANT 2.0L, POLO CLASSIC 1.6L, 1.8L 8v / Mi (NGK-V20)(BOSCH-068) | C4 39280 E | N/A |
| 96-95 | VOLKSWAGEN POINTER AP 1.6L, 1.8L, 2.0L CFI (BOSCH-049)(NGK-V08) | S4 39234 E | M4 39234 E |
| 06-02 | VOLKSWAGEN POLO 1.0L 16V (RSH) (BOSCH-126)(NGK-V32) | S4 39294 E | M4 39294 E |
| 06-02 | VOLKSWAGEN POLO 1.0L 16V (RSH) (BOSCH-126)(NGK-V32) | S4 39294 E | M4 39294 E |
| 07-03 | VOLKSWAGEN POLO 1.6L..... | C4 39540 | N/A |
| 08..... | VOLKSWAGEN POLO 1.6L 8V / Total flex (101 cv gas./103 cv álc.) (BOSCH-125)(NGK-V25) | C4 39245 E | N/A |
| 08..... | VOLKSWAGEN POLO SEDAN 1.6L 8V / Total flex (101cv gas. / 103cv álc. - BPA / CCR Transf. 2x2) (BOSCH-125)(NGK-V25) | C4 39245 E | N/A |
| 02..... | VOLKSWAGEN POLO 1.6 8v / Total flex (101 cv gas./103 cv álc.) (BOSCH-125)(NGK-V25) | C4 39245 E | N/A |

E= EXPORT

SPECIAL EXPORT CARS

| YEAR | MAKE, MODEL & ENGINE | <u>FIT OEM</u> SUPPRESSOR B&B WIRE | <u>FIT OEM</u> PLATINUM MAG WIRE |
|-------------|--|--|--|
| 02..... | VOLKSWAGEN POLO SEDAN 1.6L 8V (93 cv - BAH), 1.6L 8V / Total flex (101 cv gas./103 cv álc. - BPA (BOSCH-125)(NGK-V25) | C4 39245 E | N/A |
| 06-02 | VOLKSWAGEN POLO 2.0L 8V (116 cv - BBX) (NGK-V28)(BOSCH-078) | C4 39540 | N/A |
| 96-95 | VOLKSWAGEN ROYALE VERSAILES 1.8L, 2.0L (AP) CFI / EFI TRANSF. E-CORE (BOSCH-062)(NGK-V16) | C4 39289 E | N/A |
| 96-95 | VOLKSWAGEN ROYALE VERSAILES 1.8L, 2.0L (AP) CFI / EFI TRANSF. E-CORE (BOSCH-062)(NGK-V16) | C4 39289 E | N/A |
| 97-80 | VOLKSWAGEN SAVEIRO, PICK UP (1600cc/1800cc)..... | S4 39544 E | M4 39544 E |
| 05-96 | VOLKSWAGEN SANTANA, QUANTUM AP 1.8L, 2.0L MI (NGK-V19)(BOSCH-082) | C4 39248 E | N/A |
| 96-95 | VOLKSWAGEN SANTANA, QUANTUM AP 1.8L CFI/2.0L EFI TRANSF. E-CORE (BOSCH-062)(NGK-V16) | C4 39289 E | N/A |
| 96-95 | VOLKSWAGEN SANTANA, QUANTUM 1.8L, 2.0L cfi / efi (AP) i-core sem pino no transformador (NGK-V10)..... | C4 29768 E | N/A |
| 86-84 | VOLKSWAGEN SANTANA, QUANTUM (AE) 1.6L, 1.8L (BOSCH-040)(NGK-V01) | C4 39247 E | N/A |
| 09..... | VOLKSWAGEN SAVEIRO 1.6L 8V / Total flex G5 (101cv gas. / 103cv álc. - CCR Transf. 2x2) (BOSCH-125)(NGK-V25) | C4 39245 E | N/A |
| 86-82 | VOLKSWAGEN SAVEIRO, VOYAGE 1.6L, 1.8L (AP) (BOSCH-040)(NGK-V01) | C4 39247 E | N/A |
| 08..... | VOLKSWAGEN SPACE FOX 1.6L 8V / Total Flex (101 cv gas. / 103 cv álc. - BPA / CCR Transf. 2x2) (BOSCH-125)(NGK-V25) | C4 39245 E | N/A |
| 06..... | VOLKSWAGEN SPACE FOX 1.6L 8V / Total Flex (101 cv gas. / 103 cv álc. - BPA) (BOSCH-125)(NGK-V25) | C4 39245 E | N/A |
| 10-07 | VOLKSWAGEN SPORTVAN 1.6L..... | C4 39540 | N/A |
| 01..... | VOLKSWAGEN TREND 1.1L Carb. A4 1.6L, 8V (BOSCH-125)(NGK-V25) | C4 39245 E | N/A |
| 03-98 | VOLKSWAGEN VAN 1.6L 8v (NGK-V20)(BOSCH-068) | C4 39280 E | N/A |
| | VOLKSWAGEN VARIANT, VARIANT II..... | S4 39282 E | M4 39282 E |
| 08..... | VOLKSWAGEN VOYAGE 1.6L 8V / Total flex (101cv gas. / 104cv álc. - CCR Transf. 2x2) (BOSCH-125)(NGK-V25) | C4 39245 E | N/A |
| | VOLVO 343, 345..... | S4 39441 E | M4 39441 E |

E= EXPORT



Semi - Custom Universal Spark Plug Wire Sets

8 MM Silicone Suppression Semi Custom Set No.

| | | | |
|---|------|---------------|-------|
| 4 | Cyl. | Straight Boot | 8004S |
| 6 | Cyl. | Straight Boot | 8006S |
| 8 | Cyl. | Straight Boot | 8008S |
| 8 | Cyl. | Angle Boot | 8008A |

7 MM Silicone Suppression Semi Custom Set No.

| | | | |
|---|------|---------------|-------|
| 4 | Cyl. | Straight Boot | 7004S |
| 6 | Cyl. | Straight Boot | 7006S |
| 8 | Cyl. | Straight Boot | 7008S |
| 8 | Cyl. | Angle Boot | 7008A |

7 MM Suppression Semi Custom Set No.

| | | | |
|---|------|---------------|-------|
| 4 | Cyl. | Straight Boot | 6004S |
| 6 | Cyl. | Straight Boot | 6006S |
| 8 | Cyl. | Straight Boot | 6008S |
| 8 | Cyl. | Angle Boot | 6008A |

7 MM Copper Semi Custom Set No.

| | | | |
|---|------|---------------|-------|
| 4 | Cyl. | Straight Boot | 5004S |
| 6 | Cyl. | Straight Boot | 5006S |
| 8 | Cyl. | Straight Boot | 5008S |
| 8 | Cyl. | Angle Boot | 5008A |


BULK SPARK PLUG CABLE



| | | |
|----------------|-------------|---|
| 2300-SS | 100' | 5MM Silicone Suppressor electronic cable conductor. |
| 2301-SM | 100' | 5MM Silicone Magnetic electronic cable conductor. |
| 5000-HC | 100' | 7MM Copper conductor with jacket to resist high temp. |
| 6000-HS | 100' | 7MM Suppressor conductor with jacket to resist high temperature. |
| 7000-SS | 100' | 7MM Silicone Suppressor electronic cable conductor. |
| 8000-SS | 100' | 8MM Silicone Suppressor electronic cable conductor. |
| 8001-SM | 100' | 8MM Silicone Magnetic electronic cable conductor. |

***ALL THESE WIRE ARE ALSO AVAILABLE IN 8000' SPOOLS**

RADIO NOISE ELIMINATOR



RNE-S = Radio Noise Eliminator 7MM Small
RNE-L = Radio Noise Eliminator 7MM Large
RNE-XL = Radio Noise Eliminator 7MM Extra Large



RNE-GM14=Radio Noise Eliminator 8MM GM -14



RNE-8000S = Radio Noise Eliminator 8MM Small
RNE-8000L = Radio Noise Eliminator 8MM Large
RNE-8000XL = Radio Noise Eliminator 8MM Extra Large
RNE-P12 = Radio Noise Eliminator 8MM Mag-12" .
RNE-P18 = Radio Noise Eliminator 8MM Mag-18" .



RNE-8000-F16= Radio Noise Eliminator 8MM F-16 .

COIL ON PLUG BOOTS

All Coil Connectors with Spring Included

CC-500



CC-501




CC-502



CC-503



CC-504



CC-505



CC-506



CC-507



CC-508



CC-509



CC-510



CC-511



CC-512



CC-513



CC-514



CC-515



COIL ON PLUG BOOTS

All Coil Connectors with Spring Included

CC-516



CC-517



CC-518



CC-519



CC-520



CC-521



CC-522



CC-523



CC-524



CC-525



CC-526



CC-527



CC-528



CC-529



CC-530



CC-531



COIL ON PLUG BOOTS

All Coil Connectors with Spring Included

CC-532



CC-533



CC-534



CC-535



CC-536



CC-537



CC-538



CC-539



CC-540



CC-541



CC-542



CC-543



CC-544



CC-545



CC-546



CC-547



COIL ON PLUG BOOT

All Coil Connectors with Spring Included

CC-548



CC-549



CC-550



CC-551



CC-552



CC-553



CC-554



CC-555



CC-556



CC-557



CC-558



CC-559



CC-560



CC-561











CC-562



CC-563



SPARK PLUG AND DISTRIBUTOR TERMINALS, BOOTS & NIPPLES

| | | | |
|--|---|--|--|
| <p>8MM Dist. Nipple</p>  <p>DN-755T</p> | <p>8MM Spark Plug Term.</p>  <p>ST-522</p> | <p>8MM Elec. Dist. Term.</p>  <p>DT-558</p> | <p>7-8MM Dist. Term.</p>  <p>DT-785</p> |
| <p>8MM Angle Coil Nipple</p>  <p>DN-756</p> | <p>8MM Straight Spark Plug Boot</p>  <p>SP-796</p> | <p>7MM Straight Spark Plug Boot</p>  <p>SP-792</p> | <p>8MM Angle Spark Plug Boot</p>  <p>SP-798</p> |
| <p>7MM Angle Spark Plug Boot</p>  <p>SP-794</p> | <p>8MM Special Straight Spark Plug Boot</p>  <p>SP-747</p> | <p>8MM GM Electronic Dist. Nipple</p>  <p>DN-761</p> | <p>8MM Electronic Dist. Nipple</p>  <p>DN-762</p> |
| <p>Toyota Spark Plug Protector</p>  <p>SP-800</p> | <p>Toyota Dist. Nipple (Corolla-Tercel 83 up)</p>  <p>DN-763</p> | <p>7-8MM Coil Nipple</p>  <p>DN-757</p> | <p>7-8MM Dist. Nipple</p>  <p>DN-755</p> |



10mm Universal Fit Racing Wire Sets

| | | | |
|---|------|--------------------|----------------|
| 4 | Cyl. | 180° Straight Boot | R4-US-010004-B |
| 4 | Cyl. | 90° Angle Boot | R4-UA-010004-R |
| 6 | Cyl. | 180° Straight Boot | R6-US-010006-Y |
| 6 | Cyl. | 90° Angle Boot | R6-UA-010006-B |
| 8 | Cyl. | 180° Straight Boot | R8-US-010008-R |
| 8 | Cyl. | 135° Boot | R8-UO-010008-Y |
| 8 | Cyl. | 90° Angle Boot | R8-UA-010008-B |

* Letter indicates the color of the wire set

OML Universal Wire Set includes both socket style for conventional and HEI distributor boots and appropriate terminals. Numbered shrink, wire separators and dielectric grease are included. Additional 6" cover sleeve is added to give extra heat protection. OML Racing Wire offers 25 Ohms per feet, for an ultimate conductivity.



R8-US-010008-B
Straight 180° boot style



R8-UO-010008-Y
135° boot style



R8-UA-010008-R
Angle 90° boot style

OML BULK RACING WIRE



OML RACING WIRE COMES WITH DOBLE SILICONE LAYER INSULATOR WITH FIBER GLASS REINFORCED JACKET. DESIGNED EXCEED 550° F AVAILABLE IN SHINNY COLORS BLUE, RED AND YELLOW.

| | | |
|----------------|-------------|--|
| 8500-R | 100' | 8.5MM red silicone, racing conductor 500 ohms/feet. |
| 10000-B | 100' | 10MM blue double silicone, super racing conductor 25 ohms/feet. |
| 10000-R | 100' | 10MM red double silicone, super racing conductor 25 ohms/feet. |
| 10000-Y | 100' | 10MM yellow double silicone, super racing conductor 25 ohms/feet. |
| 10001-Y | 100' | 10MM yellow double silicone, racing conductor 300 ohms/feet. |
| 10002-Y | 100' | 10MM yellow silicone, racing conductor 500 ohms/feet. |

OML HIGH PERFORMANCE ACCESSORIES



11-RA-000005
Straight Spark
Plug Boot



11-RA-000006
90° Spark Plug
Angle Boot



11-RA-000007
HEI Ignition Kit



11-RA-000008
Coventional Ignition Kit



11-RA-000009
Angle Coventional Ignition Kit



11-RA-000010
Coil Kit

OML HIGH PERFORMANCE ACCESSORIES



Number indicates quantity on pack (2-4)

Letter indicates color
B - black
N - natural
R - red
L - blue

11-R2-000001-B

6" Spark Plug Boot Heat Shield

Available in Pack of 2 or pack of 4



11-RA-000002

Numbered Shrink Sleeve 1 to 8



11-RA-000003

**Spark Plug Wire
10mm Separator**

SCOOTER & MOTORCYCLE ACCESSORIES



OML Spark Plug Wire and Coil set increase the horsepower of your motorcycle or scooter. The combination of our 10mm pure double silicone "low resistance" wire and our special desing coil to produce up to 27,000 volts. It generates a faster combustion resulting in easier starts, improved acceleration, incresed torque and clean burn.

- | | | |
|----------------|--|--------------------|
| R1-10-C21100-B | OML Blue Scooter Wire 18" and Coil Set | For 125CC & 150CC |
| R1-10-C21100-R | OML Red Scooter Wire 18" and Coil Set | For 125CC & 150CC |
| R1-10-C21100-Y | OML Yellow Scooter Wire 18" and Coil Set..... | For 125CC & 150CC |
| 01-C1-021100 | 7mm Copper Wire Set 18", Replacement Kit..... | For 125CC to 200CC |



SC-100
OML 27,000 High Volt
Scooter Coil (red or blue)

BATTERY TERMINALS

★ Items with yellow star are available in lead and brass.



UNIVERSAL BATT. TERMINAL
L800-C10- LEAD (10/Pack)
BL-800-C10- BRASS (10/Pack)




QUICK RELEASE TERMINAL
L806-VP2 (2/Pack)



SIDE TERMINAL ADAPTER
L812-VP2-LEAD (2/Pack)



HEAVY DUTY TRUCK TERMINAL
L831-B60-LEAD (1/Pack)
BL831-VP2- BRASS (2/Pack)



MARINE TERMINAL
L850-C10- LEAD (10/Pack)
BL850-C10- BRASS (10/Pack)



LEAD FREE TERMINAL
LF804-C10 pack of 10
LF805-VP1 pack of 1



SIDE POST TERMINAL
L841-B100 LEAD
(1/Pack)



SIDE TERMINAL CHARGING POST
L821-VP2- LEAD MALE
(2/Pack)



SIDE TERMINAL CHARGING POST
L822-VP2- LEAD FEMALE
(2/Pack)

BATTERY TERMINALS



77700
1 & 2 GA. 1/2 Stud Hole



77701
1/0 GA. 1/2 Stud Hole



77702
2/0 GA. 1/2 Stud Hole



77703
3/0 GA. 1/2 Stud Hole



77704
4/0 GA. 1/2 Stud Hole



77551
2 GA.



77503
3/0 GA.



77504
1/0 GA.



77507
3/0 GA.



77508
4/0 GA.

BATTERY CABLE



6 Gauge Red Battery Cable

| | | | |
|-------------|-------------|-------------|-------------|
| 10" - 10-6R | 20" - 20-6R | 34" - 34-6R | 52" - 52-6R |
| 12" - 12-6R | 23" - 23-6R | 38" - 38-6R | 58" - 58-6R |
| 15" - 15-6R | 27" - 27-6R | 42" - 42-6R | 65" - 65-6R |
| 17" - 17-6R | 31" - 31-6R | 48" - 48-6R | 72" - 72-6R |



4 Gauge Black Battery Cable Heavy Duty

| | | | |
|--------------|--------------|--------------|--------------|
| 10" - 10-4HD | 20" - 20-4HD | 34" - 34-4HD | 52" - 52-4HD |
| 12" - 12-4HD | 23" - 23-4HD | 38" - 38-4HD | 58" - 58-4HD |
| 15" - 15-4HD | 27" - 27-4HD | 42" - 42-4HD | 65" - 65-4HD |
| 17" - 17-4HD | 31" - 31-4HD | 48" - 48-4HD | 72" - 72-4HD |



6 Gauge Red Switch to Starter

| | |
|--------------|--------------|
| 12" - 12-6SS | 41" - 41-6SS |
| 18" - 18-6SS | 48" - 48-6SS |
| 24" - 24-6SS | 54" - 54-6SS |
| 32" - 32-6SS | |



4 Gauge Black Switch to Starter

| | |
|--------------|--------------|
| 12" - 12-4SS | 41" - 41-4SS |
| 18" - 18-4SS | 48" - 48-4SS |
| 24" - 24-4SS | 54" - 54-4SS |
| 32" - 32-4SS | |

JUMPER CABLE



| <u>P/N</u> | <u>DESCRIPTION</u> |
|----------------|--------------------|
| 108 SC..... | 10 GAUGE 8FT. |
| 1012 AC..... | 10 GAUGE 12FT. |
| 20812 SC..... | 8 GAUGE 12FT. |
| 616 SC..... | 6 GAUGE 16FT. |
| 416 SC..... | 4 GAUGE 16FT. |
| RB 418 SC..... | 4 GAUGE 18FT. |

BULK STARTER CABLE



- SC-60 Gauge 6 100' feet (30.48 meters)
- SC-40 Gauge 4 100' feet (30.48 meters)
- SC-20 Gauge 2 100' feet (30.48 meters)

Battery Cable is a high quality Battery and Starter Cable with a durable plastic insulation from that resist the effects of heat, oil, grease, solvents and gasoline.



- SC-10 Gauge 1 100' feet (30.48 meters)
- SC-1/0 Gauge 1/0 100' feet (30.48 meters)
- SC-2/0 Gauge 2/0 100' feet (30.48 meters)
- SC-3/0 Gauge 3/0 100' feet (30.48 meters)
- SC-4/0 Gauge 4/0 100' feet (30.48 meters)

Battery Cable is a high quality welding Battery and Starter Cable with a durable rubber insulation to resist the effects of heat, oil, grease, solvents and gasoline.

Multiconductor cable



- SC-30 3 Conductors 100' feet (30.48 meters)
(3 wires of 14 Ga.)



- SC-50 5 Conductors 100' feet (30.48 meters)
(4 wires of 12 Ga. & 1 of 10 Ga.)



- SC-70 7 Conductors 100' feet (30.48 meters)
(6 wires of 12 Ga. & 1 of 10 Ga.)

PRIMARY WIRE



Gauge Feet
 \ /

- | | | |
|-----------------------------|-----------------------------|-----------------------------|
| GPT-8-100' (8 AWG) | GPT-10-100' (10 AWG) | GPT-12-100' (12 AWG) |
| GPT-14-100' (14 AWG) | GPT-16-100' (16 AWG) | GPT-18-100' (18 AWG) |

Available in Red (R), Black (B), White (W), Blue (L), and Green (G).
 100' = 30.48 meters

SPEAKER WIRE



Gauge Feet
 \ /

- | | | | | |
|-------------------|-------------------|-------------------|-------------------|-------------------|
| SW-20-250' | SW-18-100' | SW-16-100' | SW-14-100' | SW-12-100' |
| SW-20-500' | SW-18-500' | SW-16-500' | SW-14-500' | |
| SW-20-20' | | | | |

SW-18-100' Yellow & Green at Special Price

100' = 30.48 meters
250' = 76.20 meters
500' = 152.40 meters

FUSIBLE LINK WIRE

FL-18-100'



FL-18-10'

SOLDERLESS TERMINAL KIT

ITK-18
175 PCS



CRIMPING TOOL

CT-1PS



SOLDERLESS TERMINALS

UP TO 130° C

RED INSULATIONS (22-18) (Bag of 100 pcs)



INS-651
STUD SIZE 3/16"



INS-677
STUD SIZE 1/4"



INS-678
STUD SIZE 5/16"



INS-666
SPADE TERMINAL # 8



INS-663
BUTT CONNECTOR



INS-670
MALE 1/4" QD



INS-671
FEMALE 1/4" QD



INS-679
FEMALE 2/16" QD

BLUE INSULATION (16-14) (Bag of 100 pcs)



INS-652
STUD SIZE 1/8"



INS-653
STUD SIZES 3/16"



INS-654
STUD SIZE 1/4"



INS-683
STUD SIZE 5/16"



INS-658
STUD SIZES #10



INS-664
BUTT CONNECTOR



INS-672
MALE 1/4" QD



INS-673
FEMALE 1/4" QD



INS-680
FEMALE 3/16" QD



INS-682
PIGGY BACK DISCONNECT 1/4"

YELLOW INSULATION (12-10) (Bag of 100 pcs)



INS-655
STUD SIZE 5/32"



INS-656
STUD SIZE 1/4"



INS-687
STUD SIZE 5/16"




INS-657
STUD SIZE 3/8"



INS-686
STUD SIZE 1/2"



INS-665
BUTT CONNECTOR



INS-674
MALE 1/4" QD



INS-675
FEMALE 1/4" QD



INS-873W
FEMALE DISCONNECT
3/8"



INS-667
SPADE TERMINAL # 8

SOLDERLESS TERMINALS

NYLON COUPLER SET (Paq. 100pcs)



INS-671 SO
MALE 1/4" (22-18)



INS-670 SO
FEMALE 1/4" (22-18)



INS-674 SO
MALE 1/4" (16-14)



INS-675 SO
FEMALE 1/4" (16-14)



INS-676 SO
FEMALE BULLET



INS-676
MALE BULLET
TO USE W/ INS-676SO



INS-776 SO
FEMALE BULLET



INS-776
MALE BULLET
TO USE W/ INS-776 SO

INSULATED (Paq. 100pcs)



INS-691
Flag Terminal 14-16 GA.



INS-688
T Terminal 18-22 GA.



INS-689
T Terminal 14-14 GA.



INS-690
T Terminal 10-12 GA.

CONNECTORS NYLON INSULATION (Paq. 50pcs)



INS-685
QUICK SPLICE CONN.
18-22 GA



INS-681
QUICK SPLICE CONN.
14-16 GA



INS-684
QUICK SPLICE CONN.
10-12 GA




















CECO-50
22-14 GA



CECW-50
18-10 GA

COPPER LUGS & BUTT CONNECTORS

| COPPER LUGS (10 per pack) | STUD CHART 1:1 SCALE | COPPER SPLICES (10 per pack) |
|--|--|---|
| <p>HDEL-4/0 GA STUD HOLE 3/8 & 1/2</p>  | <p>● #10 = 4.83 mm</p> |  <p style="text-align: center;">DECBC 4/0 GA</p> |
| <p>HDEL-3/0 GA STUD HOLE 3/8 & 1/2</p>  | <p>● 1/4" = 6.35 mm</p> |  <p style="text-align: center;">DECBC 3/0 GA</p> |
| <p>HDEL 2/0 GA STUD HOLE 3/8 & 1/2</p>  | <p>● 5/16" = 7.93 mm</p> |  <p style="text-align: center;">DECBC 2/0 GA</p> |
| <p>HDEL-1/0 GA STUD HOLE 3/8 & 1/2</p>  | <p>● 3/8" = 9.53 mm</p> |  <p style="text-align: center;">DECBC 1/0 GA</p> |
| <p>HDEL-1 GA STUD HOLE 5/16 & 3/8</p>  | <p>● 1/2" = 12.70 mm</p> <p style="text-align: center;">*ONLY SHOW STUD HOLE AVAILABLE*</p> |  <p style="text-align: center;">DECBC 1 GA</p> |
| <p>HDEL-2 GA STUD HOLE 5/16 & 3/8</p>  | <p style="text-align: center;">CT-HAMMER COPPER LUGS CRIMPING TOOL</p>  |  <p style="text-align: center;">DECBC 2 GA</p> |
| <p>HDEL 6/4 GA STUD HOLE 1/4 - 5/16 & 3/8</p>  | |  <p style="text-align: center;">DECBC 6 / 4 GA</p> |
| <p>HDEL 8/10 GA STUD HOLE 1/4 - 5/16</p>  | |  <p style="text-align: center;">DECBC 8 / 10 GA</p> |

BATTERY ACCESSORIES, ALLIGATORS & TESTING CLIPS

**798-GM (10 per pack)
TERMINALS BOLTS
FOR S/T BATTERY**



**799-GM (10 per pack)
EXTENDED TERMINALS BOLTS
FOR S/T BATTERY**



**03-B2-000003 (100/Pack)
BATTERY BOLT & NUT
5/16 X 18 X 1 1/4 Zinc Plated**



**BATTERY POST CLEANER
BPC-01 (1/Pack)**



BOOSTER CLAMPS

**BC-200
200 AMPS
(2/ BAG)**



**BC-400
400 AMPS
(2/ BAG)**



**TC-10
(50 amps)
TESTING CLIPS
10/ PER PACK**



**AC-20
(10 amps)
ALLIGATOR CLIPS
20/ PER PACK**




ACCESSORIES

TIE WRAP - CABLE TIES



BB-17''-100
(Clear White 17" x 50 Lb / 23.7 Kl Tensil)



BB-14''-100
(Clear White 14" x 40 Lb / 18.2 Kl Tensil)




BB-6''-100
(Clear White 6" x 18 Lb / 8 Kl. Tensil)



BB-4''-100
(Clear White 3.5" x 18 Lb / 8 Kl. Tensil)

COUPLING DISK




CD-15
(For American Cars)



CD-14
(For Japanese Cars)
(Fits Toyota No 45230-22010)

T1-STP Universal Spark Plug Terminal Pliers





Awarded

1990

"Exporter of the Year"

P.R. Department of Commerce

1993

"Exporter of the Year"

Puerto Rico Economic

Development Administration

1995

"Excellence in Quality"

"Platinum Class Laser Mag"

P.R. Products Association

1998

"The National Exporter Award of the Year"

U.S. Government (Nation Wide)

2000

"Exporter of the Year"

Puerto Rico Economic Development Administration

2004

"Excellence in Quality"

OML" The Platinum Racing Wire"

P.R. Products Association